



GTR Newsletter

February 2011

The Newsletter of IPMS Grand Touring and Racing Auto Modelers

Inside this issue:

- GTR News and 2011 Calendar
- Revell Midget Kit Review
- Revell Germany Ferrari F1 Kit Review



GTR Auto Modelers

Based in the Chicago, IL Northwest Suburbs
2002/2003 IPMS/USA Region 5 Chapter of the Year
2007 and 2008 IPMS/USA Region 5 Newsletter of the Year
2011 Meetings: Every 3rd Saturday @ 7:00 p.m.

**February Meeting at the Fountains of Crystal Lake
On Rt. 31 about one mile north of Rt. 176**

Location alternates between member's homes and the Fountains of Crystal Lake

Your current GTR Officers are:

President: Tim Leicht

815-344-9109

benzwrench@msn.com

Vice President: Steve Jahnke

847-516-8515

stevejahnke@comcast.net

Secretary/Contact: Chuck Herrmann

847-516-0211

gtrchab@yahoo.com

The GTR Newsletter is edited by Chuck Herrmann

Please send all correspondence, newsletters, IPMS information, articles, reviews, comments, praise, criticism to:
Chuck Herrmann 338 Alicia Drive Cary, IL 60013

Unless indicated, all articles written by the editor. All errors, misspellings and inaccuracies, while the editor's responsibility, are unintentional.
Feel free to copy for any other nonprofit use.

Check out the GTR Auto Modelers website at: www.gtrautomodelers.freesevers.com

GTR Mailbag

IPMS
GTR

by Chuck Herrmann

Real World

Porsche 918 GT



At the Detroit auto show last month, Porsche debuted their new 918 GT racer. It features hybrid power and regenerative braking, as seen on the GTR3 R hybrid which raced last year. However, it does not confirm to any current racing regulations so it is not known where it will race. Looks like Porsche is playing politics to influence the LeMans rule makers.

Hobby Industry

QUIKSKINS RESIN CASTING has announced a new resin 1/24 curbside kit, the Applicon sponsored Maxim IMSA GTR car from 1986-87. The kit will be a very limited release, see the first look article in the November 2010 issue of *Model Cars* magazine.



Kit above, real thing below.



GTR Auto Modelers Newsletter

MODEL FACTORY HIRO has announced a new 1/20 Full Detail Gurney Eagle T1G Grand Prix 1967/68 kit, due in Mid-March 2011. For both kits, check your usual on line sources, including www.mshobbies.com., who passed along these updates.



Here is the box art for the new Trumpeter 1964 Ford Falcon Sprint Hardtop kit. It is in the test shot review phase, so it is 6 to 9 months from release. Suggested list price is \$49.95.

Revell Germany Announcements

From the Nurnberg Toy Fair this month, Revell Germany has announced new automotive kits of the Citroen 2CV (a 1985 version of the Charleston variant – I built a Heller version of that model, possibly this is the same mold?), an Audi R8 Syder, which is a heavily modified reissue of their R8 kit, and an all new 1960's London bus, all in 1/24. Also they will have photo etched parts for their recent DTM kits.

Media

Airfix Model World

There is a new *Airfix Model World* magazine, similar in format to the Tamiya magazine. The first issue was late 2010. Issue #2, Dec 2010 features a build up of the 1/32 Aston Martin DBR9 kit we featured in our last issue.

ALMS ESPN TV Deal


IMSA has announced a new TV deal for coverage of the ALMS series races. They are leaving SpeedTV (Fox) and have signed on with ESPN/ABC for three years. All races will be covered live on ESPN3.com, with ESPN2 and ABC providing television coverage on delayed basis. For "old school" TV viewers, like me, apparently ESPN3 is available through internet TV connection and "a wide variety of ESPN's global web based platforms". We'll see how much coverage is available. Personally I was a fan of the Speed TV full race coverage, with pre race coverage and after

race wrap up that was better than the other major network broadcasts, which were either edited delayed shows or joined on air as the green flag fell and went off air as the checkered flag fell.

But apparently while some of the conventional cable television coverage may no longer be available, there is a larger audience for all the new options than there was on SpeedTV. Something like 100 million. So the teams and IMSA are happy to get their show into more households (larger advertising market) even though long time diehard fans may be disappointed in the coverage.

As for Speed TV, the only major racing series left with comprehensive race coverage is Formula 1 and Rolex Daytona Prototypes. Their recent Daytona 24 Hour broadcast was up to their usual standards, but the rest of SpeedTV programming is Pinks, Chop Shop and NASCAR support and fluff series. Next time by cable package changes I will have to carefully weigh the cost of continuing SpeedTV.

Steampunk Modeller Magazine



Another new publication, from the publishers of *SciFi & Fantasy Modeller*, is *Steampunk Modeller*, presenting retro-future modeling scratchbuilds and projects. Not a true auto modeling book, it looks to contain some auto related topics along with building tips, check out www.scififantasy modeller.co.uk

Events

Rockford Date Change – Rumor is the RWIS Classic Plastic show, scheduled for Jan 30 will not be held this year due to conflicts with other events, but I await the official notice.

The 57th Illinois Plastic Kit & Toy Show at the Du Page County Fairgrounds in Wheaton will be February 27.

Next month, the Cedarville, IL event takes place on March 10.

See the events calendar for details of these shows and for all of the events that I know of. If any readers wish their events or any other events of interest to GTR listed send the information along to me.

Revell Model Car Championships Online Contest



January 15, 2011, through May 15, 2011
Revell/GearZ National Model Car Championships
On-Line Model Car Contest

<http://www.hubgarage.com/mygarage/spdnmotion/blogs/27012>

Random Thoughts

By Les Whitfield

Sports Business Journal reported NASCAR lost almost a quarter of their viewing audience over the last four years.

Before Danica Patrick was on the Ellen DeGeneres' program, promos for the show identified her as a NASCAR driver when she only competed in a couple of those races and competed in some eighty IndyCar events. Ms. Patrick will be driving in the first four NASCAR Nationwide races in 2011.

Billionaire Bernie Ecclestone and his wife were mugged in London. I guess the perpetrators hit and kicked him. Maybe being out with a younger woman might have tipped the muggers off that he had money (he's 80, she's 31 what a life). F1 recently announced "team orders" will be permitted as long as they don't make a joke of it.

Sunoco using U.S. of A. corn is producing the ethanol fuel NASCAR will be using. Ah yes, more food price hikes. In the *WSJ* article it was mentioned ethanol is a counterproductive fuel

because it will up the prices and cause food shortages in the third world. While crude prices have risen 55% since 2005, corn prices have risen 71%. (The price of soybeans has risen 50% just since last summer.) Add to that the government has subsidized ethanol to the cost of \$7B to US taxpayers in 2009 alone. The product is called Sunoco Green E15 as it will contain a blend of 15% ethanol. It was stated that cars built in 2007 and up can use this stuff with out problems. My 2003 manual stated not to use any fuel with greater than 10%.

Engine manufacturers have filed a lawsuit against the EPA. Reported in the December 23 *Detroit News* they contend that the requirement of 15% ethanol in gasoline will damage engines. Reported elsewhere Lexus recalled 214,500 vehicles because the pipes could not take certain ethanol blends. This reminds me of a mention where the rubber in certain Ferrari fuel pumps was disintegrating and plugging the fuel systems up.

According to the International Energy Agency there is a glut of natural gas so rates should be lower this year. My thoughts: how are they going to find a way to raise them? Explaining that there is a glut but we need the extra revenue because there is a problem with; producing, delivery, you fill in the blank. As I write this column (in 10-degree weather), in the words of Charlie Harper "there it is" I received my latest gas bill. The bill is the highest I have ever had 'course it was an unusually cold December. Did I ever mention that the summer of 2009 was the coldest in Chicagoland in 138 years? Ah yes, global warming.

With this extremely cold weather in Chicagoland (caused by global warming I am told) reminds me of the panic stricken people of global cooling back during the Carter years. How do I remember this? Well I am related to some of those people. This is their new mantra. They are right both times.

The automobile sales for December: GM up 7.5%, Ford up 6.7%, Chrysler up 16.4 % and Toyota up 5.5%. For the year of 2010 sales were GM up 6.3%, Ford up 19.4 %, Chrysler up 16.5 % and Toyota up 0.3% over last year.

Renault suspended three executives at its electric car program for spying stated the January 12 issue of the *WSJ*. No leak of confidential technical data was suspected. Though no official accusations, suspicions of Chinese involvement have been thought about.

GM would like to tie the pay of union members to work performance and the financial health of

the company. (*Maybe executive bonuses should also be tied to performance? – ed*)

Reported on *Nightly Business Report* there is a wristwatch out there costing \$800K; and there is a *three-year wait*. While this is beyond the daily grind for most of us imagine the person who can purchase a Chopard, you can ask me the price \$25M!! Lady GaGa I'm available as your cabana boy!

I know a fellow who received a nonworking related injury. After a series of meetings with the government he is receiving disability assistance and food stamps because he cannot work. After his rent he has \$48 left. Oh yes, he gets \$16 in food stamps a month. Why can't Americans get better benefits?

A local CBS special news report interviewing the state treasurer (who's salary is \$105K) found her driver with a salary of \$94K and a department cleaning person receiving \$57K.

With the winter in force here I noticed people driving with their bright lights on. I remember a coworker mentioning he couldn't see well so he had to turn his on. I went to inspect his lights. They were caked with dirt. I mentioned it to him and he said how was he supposed to clean them when it was so cold out. I asked him if he cleans his windows when he buys gas. Yes, but the squeegee doesn't fit into the light surround. *I mean....WHAT?*

PS Knew a fellow who took his TV in for service because even with it set to full bright it was still too dim. I went to visit and there was the TV back with black smears around the tube. You know what's coming. It was that filthy.

But these are just *my random thoughts*.



GTR Update

The next meeting will be Saturday, February 19, 2011 at the Fountains of Crystal Lake. In March the meeting date falls on the same day as the Ferrari Expo event in Hinsdale so we will have club tables in the vendor area. That will take the place of the usual evening meeting.

Dues for 2011 will remain at \$15; you may start renewing by sending me a check (made out

to Chuck Herrmann or Steve Jahnke) or paying cash next meeting.

Any member who wants to bring up other ideas or suggestions for future meetings or activities, do so either at the meeting or contact me. For February we will meet at the usual time and place, and March is the Ferrari Expo. After that it is TBD at this time. We have several possible changes that were discussed last month: watch for final details shortly.

Past issues of the GTR newsletters are available on line.

Go to www.carsandracingstuff.com, then click on Newsletters, find GTR and our newsletters are achieved back to 2004, more will be added. Thanks to Bill Crittenden for storing our newsletters on his site.

GTR Club Project 2011

The 2011 GTR Club project kit is the **Revell Ferrari California**, either the coupe or roadster version, either the US or German release.



Members who complete a build of the kit, will receive a \$15 rebate by the club (essentially free membership) if the completed kit is shown at the GTR club display at the Ferrari Expo or the Milwaukee NNL, at our May GTR meeting or if I receive a photo via email by the day of the May 2011 GTR meeting.

So start building! Any version or modifications are allowed. We will reserve a display space at our GTR Summer NNL for the built models.

January GTR Meeting

The January regular meeting was held at the Fountains of Crystal Lake on January 15. We took care of some business. First the GTR president for 2011 will be Tim Leicht, coming back for his second reign as president. We discussed changing meeting date, watch for details once they are final. Then it was time for mailbag and treasury report. Finally, it was on to Show & Tell, below are pictures of some of the stuff on the tables.

Dave Edgecomb: 1/24 NASCAR COT diecast by CFS, also a Revell Germany Mercedes DTM kit.



Tim Leicht: Round 2 NASCAR COT snap kit (reviewed in our November issue), also Revell Germany kits and photo etch self stick Ferrari and Audi logos.



Larry Fulhorst: A Tamiya 1/18 Lola T-160 kit. Somewhat crude by today's standards, Larry is adapting a 1/18 Lola diecast chassis and tires to build up a Swede Savage Can Am Lola.



Ed Sexton: a great new book on Jochen Rindt, also a 1/24 slot car body kit of a Lola T70.



Steve Jahnke: a built up Revell Germany Ferrari California (up top version), the first of our GTR Project 2011 kits to be done.



Steve received his \$15 rebate per the project guidelines, so we will have at least one completed project kit. Look for a build up article next issue!

George Pritzen: Several modeling magazines.

Chuck Herrmann: the Fujimi 1/20 McLaren MP4/5 kit reviewed in our December issue, also a Revell Ferrari California down top version in progress, as well as the 1/32 Round2 Batmobile kit almost done. Also the 1/48 VW 1943 VW built kit, in primer and converted to a rat rod/surf version – see cover photo.



IPMS News

GTR is a local chapter of IPMS/USA, in Region 5. We urge those who have lapsed to renew their IPMS/USA membership, or if you have never been a member enroll now! We need five active national IPMS/USA members to renew. Often we have had issues getting the required amount of IPMS members, and this year we had the minimum, so help out GTR as well as the IPMS and join or renew now! Details can be found at their web site, www.ipmsusa.org, or see me for membership forms.

IPMS USA

International Plastic Modelers Society

2011 Nationals: Aug 4-7 Omaha, NE
The website for the 2011 Nationals is now up and running:

<http://www.ipmsusa2011.org/>

No 2011 Region 5 Convention since the National is in Region 5

2012 Nationals: Orlando, FL

From the IPMS Region 5 Coordinator Kelly Quirk, we learn that Region 5 chapters have 100% renewed for 2011, all 37 chapters. He is looking for nominees for Region 5 Chapter, Website and Newsletter of the year. Also the search is on for a host chapter for the 2012 Region 5 Convention.

Kit Build: Revell's Kurtis Midget

Subject: Revell Kurtis Midget Racer with trailer

Manufacturer: Revell

Kit#: 85-4249 **Scale:** 1/25

Skill level: 3 105 pieces

Molded in white with bright and satin chrome parts includes soft vinyl tires and photo-etched parts

By Jim Cassasa

Reprinted from Hoosier Model Car Assoc Newsletter



Frank Kurtis' midget racer was the first race car to be produced in mass quantities. It is estimated that over 1,000 were sold, either as complete cars or as kits. With some changes, Kurtis midgets were raced from the late 40's up through the 70's. This represents one of the earlier models with leaf springs. Offenhauser even offered a small displacement version engine just for these cars. This kit represents the "low buck" variation powered by an Edelbrock equipped Ford V8-60. In fact, the kit has a V on the front nerf bar and the color scheme on the box art car is similar to Vic Edelbrock's midget which was driven by Indy driver Walt Faulkner. (As restored, the base color is more ivory or cream than white.)

This is an all new tool with no tooling borrowed from either Revell's or Monogram's old midget kits. I have heard that John Mueller had a role in developing this kit after he left ERTL. Whoever did the design work did a great job. The parts are attached to the trees in a manner that minimizes damage to the chrome during the removal process. All the parts are in scale which makes for some pretty fragile parts, especially the nerf bars, steering wheel, and suspension hairpins. It takes some care to clean up those fragile parts. For the most part sufficient gluing area is provided, but the skill level 3 rating is

appropriate because it takes some finesse to get everything cleaned up and lined up correctly.

The photo-etched parts include instrument panel, steering wheel spokes and hood straps. The instrument panel is a double-cut piece which leaves a raised ring around the gauge opening. The gauge faces are on the decal sheet. The decal sheet includes marking for two different cars and also markings for a tow vehicle. A two wheel trailer sized for hauling the racer is included and also trailer hitches to fit either the 48 Woody or the 50 pickup. I've heard the hitches can easily be adapted to other vehicles.

After building one, I have two recommendations to make. The wheels use retainer pins for attaching the wheels. The pins on my sample would not fit in the holes in the axles. I broke several glue joints trying to press the pins in. Before you begin assembly, drill out the ends of the front and rear axle to fit the pins and secure them during final assembly with a drop of glue. I would also delay installing the upper part of the front nerf bar and the rear nerf bar assembly until after the wheels are on. These parts have very small glue surfaces and are easy to knock off while installing the wheels and tires. Be sure you get the lower part of the front nerf bar which also includes the front shock securely attached. Once the hood sides are in place, it's difficult to re-attach the front shocks if you happen to knock them loose. (You can probably guess how I know this.)

In spite of some assembly difficulties, I found this to be a fun kit to build and I'm sure I'll build more. The Offy powered version is already available in hobby shops. I'm sure some aftermarket suppliers will be offering some optional decals or if you have leftovers from one of Chris Etzel's midgets you'll be set to build replicas of a few famous Offy powered midgets.

Some guys were wondering if this would be a good parts donor kit. I'd say that, for the most part, the answer is no. The midgets racers are really small and so suspension parts would be undersized for most rods. The Ford V8-60 is smaller physically than its 85hp big brother so it might make an acceptable engine for a full-fendered T or a Bonneville car. The kit engine is strictly a race set up. For street use, you'd have to come up with a fan belt and generator plus a distributor and coil to replace the magneto. The V8-60 nose piece might work for a track nosed street rod like the Niekamp roadster.

This kit is creating quite a buzz in the hobby. See *Scale Auto* Feb 2011 and *Model Cars* Nov 2010 issues for more reviews. So far all reviews are positive, good job Revell.

First Look: 1/24 Ferrari F10 Grand Prix Racer by Revell Germany



Subject: Ferrari F10 Formula One

Manufacturer: Revell Germany

Kit#: 07099 **Scale:** 1/24


By Tim Leicht

I must say, I am amazed that Revell Germany was able to get plans for not one, but THREE 2010 Formula One cars before the season was over! This is unprecedented in the model business. Just imagine the teams badgering Revell for the cad drawings during the season to see what the competition is up to. If this is the future of race car modeling, bring it on! You'll see what I mean after reading my review.



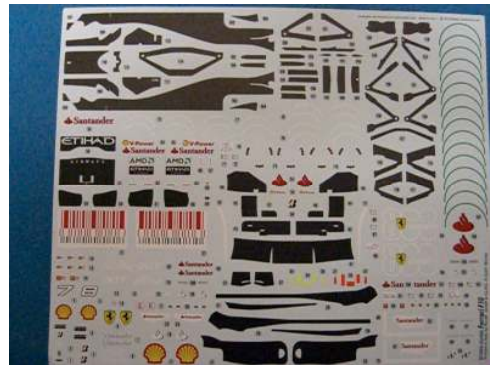
This kit is another in a long line of 1/24 scale F1 cars from Revell Germany. And they just keep getting better and better. You can do FOUR different versions of this car from one kit. The body is a 14+ piece affair and captures the intricate curves and spoilers perfectly. While some of the parts are gray, the majority of the body is molded in red. You will have to paint it because of the color mismatch, but I don't care. You can choose the long tail body or the short tail to do almost eight different variations of the car.

Revell even included track map decals for four different tracks that go in the cockpit as a guide for the driver. They include Bahrain, Spain, Germany, and Turkey.



The engine/gearbox is a 12 piece unit that builds into a very well detailed unit and mounts to the one piece chassis pan that has the diffusers molded in place. All suspension components are faithfully reproduced and the decal sheet includes carbon fiber decals for all control arms and exposed chassis pieces with the body on.

Revell has gone the way of their street car kits and have made the wheels two pieces with brake disc inserts designed to go in the middle of them. They could however be engraved a little nicer. They also included the extra brake cooling centers for the front wheels.



The decal sheet is fantastic! Printed by Cartograf, the sheet includes three different liveries of the Ferrari, including the 800th Grand Prix logos and/or the barcode cigarette logos. It also has the green tire stripes for the hard/soft rubber compounds as well as tire logos. And there is carbon fiber for everything! The only thing this kit needs is real seatbelts and metal wheels to be a knock out.

All I have to say is WOW! Revell Germany has hit ball out of the park with this one. If the other two F1 cars are as good as this one, you're set with enough cars to build all year! I highly recommend this kit and at \$35 with the license fees, it's a bargain! Buy two or three.

Tips and Tools

Each month this column will feature a short article on a new or unique technique or tool. All readers are encouraged to submit a few paragraphs, maybe a picture or two, of something you would like to share with fellow modelers. Feel free to pass along anything you feel would be of interest to fellow modelers – we welcome submissions from all readers, not just GTR members!

Purple Power = Green Stripping

By Jerrald Braiuca – reprinted from the KC Slammers January Newsletter

When I got back into the scale model hobby after 17+ years, I was amazed at the advances and the quality in the hobby. One of the things I had wondered about was how to remove old or unwanted paint from your models. When I was a youngster, the only ways of changing paint colors on a model was to either do a LOT of SANDING, or simply paint over the existing finish and accept the thick finish as satisfactory.



After learning that stripping existing paint was now much easier and with better results, I asked my fellow builders what different mediums or solutions they were using. I received a glut of answers, from oven cleaners to brake fluid. Knowing that a lot of the items contained toxic and/or corrosive chemicals, I did some research on the various model forums. One group had great results with a cleaner called “Purple Power” by a company named “Clean Rite.” I liked this idea due to the fact that it is a common concentrate, reasonably safe around kids and animals, and easy to clean up spills with plain ol’ water. In fact, the surface winds up cleaner than before the spill. I went to Wal-Mart, purchased a 12 qt. storage box in the house wares department, and 2 gal. of Purple Power, all for less than \$15.00.

I poured a gallon and a half of Purple Power into my storage box so that it would be deep enough to handle tall items like the cab on a semi-truck. My test subject was a Chevy stepside that I had painted dark purple back in the early 90’s but never got around to finishing. After pulling it out of the box, I was amazed at how heavy the finish was and how thick the paint was...and this was from a spray can. (I put the Chevy cab straight into the “Purple Pond,” as it


was called by the forum I learned this from early one Sunday morning. I put the lid on the box and walked away for what was to be an hours-long soak in the pond.



After 5 hours of letting the Purple Power work its magic, I pulled the parts out and was amazed at how clean they looked and how little paint residue was left. I immediately rinsed the parts off and then with a light scrub with a green Scotch-Brite Pad, the remaining residue simply rinsed right off.

Once the rinsing was complete, the model was 90% stripped. There was some paint left in body lines and various features, but this was easily removed with a panel scribe.

The picture on the left is the Before and the picture on the right is the After. Now that the parts are cleaned of old paint and thoroughly washed, they are ready to be primed and painted once again. I will let everything dry for a few days, but



one could give it a shot of clean compressed air and you probably wouldn’t have to wait a few days but could start painting right away.

In conclusion, I feel Purple Power Concentrated Cleaner is an efficient stripper that is safer on your models and human body parts than many other cleaners, and is both cost effective and environmentally friendly.

2011 GTR Summer NNL

4th Annual Contest & Swap Meet

Hosted by: IPMS/GTR

Theme: **Made in Japan**

Sub-Theme: **50 Years of the Winternationals Drag Racing**



Attention Automotive Modelers; we have a summer show and swap meet for you! You are invited to our GTR Summer NNL contest and swap meet.

The Summer NNL will be held on Sunday July 31st 2011 from 9:30AM to 2:00PM at the Algonquin Township Building, 3702 US Highway 14, Crystal Lake, Illinois 60014

For the out-of-towners, there are tons of local accommodations from Days Inn to Holiday Inn. Admission to the show is a measly 5 bucks; you can enter as many models on the tables as you like (no additional charge) and we will serve a pizza lunch (again, no additional charge, soda extra; sorry had to draw a line somewhere) to all show entrants.

Did we mention that there is a swap meet too? There will be a free "trunk sale" swap meet in our spacious parking lot, vendors and show goers are encouraged to open their trunks and sell-sell-sell rain or shine. Vendor set-up starts at 8:30AM. Also we raffle off some nice prizes.

Our NNL style contest bestows "Best Of" awards as mandated by popular vote as determined by show attendees, official judging and nit-picking is strictly forbidden, praise and admiration from fellow modelers strongly encouraged.

Classes:

Competition Open Wheel	All scales	F1, Indy, Drag, etc
Competition Closed Wheel	All scales	NASCAR, LeMans/IMSA, Can-Am, Drag
Street	All scales	Street legal - Muscle Cars, Sports/Exotics, Tuners, beaters, factory stock
Custom	All scales	Modified custom vehicles
Commercial	All scales	Trucks, Taxis, Police, Ambulance and Emergency
Motorcycles	All scales	All types
Curbside	All scales, all types	Hood closed, judged as displayed, includes slammers
Out of the Box	All scales, all types	No modifications to the kit except filler, paint, decals and foil
Theme: Japan	All scales, all types	Any automotive subject that is produced in Japan. Examples: Honda, Toyota, Nissan, Subaru, Mazda Includes: Production cars, Racing cars, Motorcycles, Trucks
Sub Theme:		
50 Years of the Winternationals	All scales, all types	Any drag racing cars that were eligible to compete at the Winternationals
People's Choice	Any model in the contest.	

Contact: gtrchab@yahoo.com
www.gtrautomodelers.freesevers.com



2011 GTR Event Calendar

To be announced? Rockford Classic Plastic Contest and Swap.
date change from 1/30/2011.

Feb 20 NASCAR Daytona 500

Feb 27 57th Illinois Plastic Kit & Toy Show
DuPage County Fairgrounds Wheaton, IL.
For info call Past Time Hobbies @ 630-969-1847

Mar 6 Scale Auto Hobby and Toy Swap Meet
Serb Hall, Milwaukee WI
www.uniqueeventsshows.com

March 13 10th Annual Cedarville Model Car Swap & Contest
Jane Adams community Center Cedarville, IL
815-238-0634

March 19 Ferrari Expo and Model Contest
Continental Motorsports, Hinsdale IL

March 19 ALMS 12 Hours of Sebring

Mar 27 Countryside Collectors Classic Toy Show
With 1/43rd Collectors Club
Park Place of Countryside Countryside, IL
www.uniqueeventsshows.com

Apr 9 Milwaukee NNL 19
Hosted by Automotive Modelers Group
Excellence Center Waukesha, WI
Scott Koch scottiekl@charter.net
Or Mike Dowd mdowd@wi.rr.com

Apr 10 Milwaukee Miniature Motors Spring Show
Waukesha County Expo Center Waukesha, WI
www.milwaukeeminaturemotors.com

Apr 16 NNL East New Jersey

Apr 28-May 1 GSL XXIII International Scale
Vehicle Championship and Convention
Sheridan City Center, Salt Lake City, UT
www.gslchampionship.org

May 7 31st Annual Hoosier Model Car Assoc
Swap and Contest Theme: 100 Years of Indy 500
Knights of Columbus Hall, Indianapolis IN
Dave Williams 317-322-1852 indyhmca@aol.com

May 7 Mad City Modelers Show
Doubledays Banquet House , Madison,WI
Kerry Fisk 608-438-1842

May 29 Indy 500
GTR Auto Modelers Newsletter

June 4-5 Heartland Model Car Nationals
Hosted by KC Slammers
Overland Park (KS) Convention Center, KS
Bill Barker 608-438-1842

June 11-12 24 Heures du Mans
LeMans, France

June 5 13th NNL North Show &Swap
Knights of Columbus Hall, Bloomington MN
Bob Maderich 612-423-2985
www.RPMMModelClub.com

July 10 3rd Annual Attack of the Plastic
American Legion Hall, Delevan WI
262-728-5003

July 31 4th Annual GTR Summer NNL
Contest and Trunk Sale Swap Meet
Algonquin Township Office, Crystal Lake IL
Theme: Made in Japan
Subtheme: 50 Years of the WinterNationals
Contact : gtrchab@yahoo.com

Aug 4-7 IPMS/USA National Convention
Omaha, NE <http://www.ipmsusa2011.org/>

Oct 16 Countryside Collectors Classic Toy Show
With 1/43rd Collectors Club
Park Place of Countryside Countryside, IL
www.uniqueeventsshows.com

Sep 25 58th Illinois Plastic Kit & Toy Show
DuPage County Fairgrounds Wheaton, IL.
For info call Past Time Hobbies @ 630-969-1847

October 20-23 iHobby Expo
Stephens Convention Center, Rosemont IL
www.ihobbyexpo.com

Nov 6 Scale Auto Hobby and Toy Swap Meet
Serb Hall, Milwaukee WI
www.uniqueeventsshows.com



GTR Auto Modelers Newsletter



Glue & Plastic

IPMS/GTR Auto Modelers

Chuck Herrmann
338 Alicia Drive
Cary, IL 60013

Next GTR Meeting: February 19, 2011

www.gtrautomodelers.freeservers.com