



GTR's 15th  
Anniversary  
1999-2014

# GTR

## Newsletter

### December 2014



*Happy  
Holidays  
from  
GTR Auto  
Modelers*

#### Inside this issue:

- GTR News and Calendar
- Revell's Ferrari LaFerrari Kit Reviewed



- Tips and Tools
- Returns: Blue Magic Paint Stripper
- Atlanta NNL event

## GTR Auto Modelers

Based in the Chicago, IL Northwest Suburbs  
2002/2003 IPMS/USA Region 5 Chapter of the Year  
2007 and 2008 IPMS/USA Region 5 Newsletter of the Year  
2014 Meetings: Every 1st Saturday @ 7:00 p.m.

Location alternates between member's homes and the Algonquin Township Building

Your current GTR Officers are:

President: Open  
Vice President: Steve Jahnke 847-516-8515 [stevejahnke@comcast.net](mailto:stevejahnke@comcast.net)  
Secretary/Contact: Chuck Herrmann 847-516-0211 [gtrchab@yahoo.com](mailto:gtrchab@yahoo.com)

The GTR Newsletter is edited by Chuck Herrmann

Please send all correspondence, newsletters, IPMS information, articles, reviews, comments, praise, criticism to: Chuck Herrmann 338 Alicia Drive Cary, IL 60013

Unless indicated, all articles written by the editor. All errors, misspellings and inaccuracies, while the editor's responsibility, are unintentional. Feel free to copy for any other nonprofit use.

Visit us on Facebook at GTR Auto Modelers



# GTR MAILBAG

By Chuck Herrmann

## REAL WORLD



### Ferrari to be spun out of Fiat

Fiat Chrysler Automobiles — the merged union of the Italian and American auto companies — announced it would give 80 percent of Ferrari's shares to its investors, and sell an additional 10 percent by this time in 2015. The result will be a publicly traded Ferrari, a first in the automaker's 67 year history, and the potential for it to be bought by another corporation. The listing of Ferrari's shares will end 47 years of Fiat ownership

The sale represents the most visible effects of Marchionne's strategy of boosting Fiat Chrysler's global sales — a move that requires billions of dollars in capital. The Ferrari sale will help boost Fiat Chrysler's stock just as Marchionne and the board of directors try to raise some \$4 billion to reduce debt and help pay for projects like building Jeeps in Europe, relaunching Alfa Romeo worldwide and catching up with other automakers in China. In that worldview, Ferrari looks like a completely different business. Fiat Chrysler wants to sell 4.7 million vehicles this year, Ferrari's production is capped at 7,000 cars a year to maintain its exclusivity. "Our customer base of Ferrari is unique and we can't flood the market," Marchionne said. Ferrari makes \$100 million a year from licensing its name alone, and runs luxury stores around the world, but has to spend at least that much on a Formula 1 racing team that's disappointed this year and may not get better next year.

### Ferrari back to LeMans?

Among the rumors in the racing world is that Ferraris may return the top level sports car racing including the 24 Hours of LeMans. Nothing is confirmed but we have seen potential Ferrari LMP1 designs on the web. This one looks like the current Audi/Porsche car with different logos.



### Closed Cockpit Grand Prix Cars?

After the tragic accident involving Jules Bianchi at the Japanese Grand Prix lots of potential safety improvements have been proposed, including adding closed cockpits to F1 cars. Below is one example of potential closed cockpit designs that has surfaced on the internet, it is not as bad looking as it first sounds.



IndyCar has also considered adopting a purpose-built canopy for the next-generation Indy car that's due to arrive in 2018. Retrofitting the current DW12 would be a greater challenge.



### EVENTS

Local events this month include Milwaukee (Waukesha) swap Meet on Dec 7. Also that same day is the Tinley Park, IL swap event,

See the events calendar for details for all of the events that I know of. I will start listing the 2015 events soon as they are firmed up. If any readers wish their shows or any other events of interest to GTR listed send the information along to me.



Congratulations Lewis Hamilton  
2014 F1 World Champion

## IPMS News

GTR is a local chapter in Region 5, of IPMS/USA. Local chapters need five active national IPMS/USA members to remain an IPMS chapter. The annual chapter renewal process is taking place, as I write this we have submitted our 2015 renewal paperwork. We urge those who have lapsed to renew their IPMS/USA membership, or if you have never been a member enroll now! Details can be found at their web site, [www.ipmsusa.org](http://www.ipmsusa.org).

The results of the recent IPMS Region 5 Convention in Kansas City are on line at: <http://ipmswcmo.webs.com/contest-results>

GTR was proud to sponsor two categories at the show.



**Auto: Any GM, Ford or Chrysler**  
1st: 1963 Corvette by Gina Davis



**Customs**  
1st: Chevy Van by Mike Levens

## IPMS Calendar

July 22-25, 2015 IPMS/USA Nationals in Columbus, OH [www.ipmsusa.org](http://www.ipmsusa.org).



September 12, 2015 IPMS Region 5 Convention hosted by IPMS/Gateway St Louis, MO

July 22-25 2016 IPMS/USA Nationals Columbia, South Carolina


## GTR Update

The next regular GTR meeting will be Saturday, December 6 at the Algonquin Township Building. It will be our annual Christmas party, we will have pizza from Rosati's in Cary for dinner so please RSVP if you are coming. Steve Jahnke will be taking photos of GTR members cars for the 2015 GTR club calendar for the last time so bring in any models you wish him to photograph.

We still have some 2014 GTR Club Polo and T Shirts available; let us know if you wish to buy any.

Future regular monthly meetings will meet at the Algonquin Township Building. Any member who wants to bring up other ideas or suggestions for future meetings or activities, do so either at the meeting or contact me.

## GTR is on Facebook



GTR has a Facebook page. Check it out and join up!

## 2015 8<sup>th</sup> Annual GTR Summer NNL

In 2015 GTR will again host our annual Summer NNL, on Sunday August 2, at the traditional location, the Algonquin Township Center. The theme will be 100 Years of Dodge. We are now accepting trophy sponsorships and raffle donations from anyone interested in helping support our event.

## 2015 GTR Club Project



The 2015 GTR Club Project will again reflect the GTR Summer NNL theme, which is 100 Years of Dodge. Finish a model of a Dodge between now and the NNL in August, bring it to a meeting, the NNL or send a photo to me by August 2 2015 and your 2015 dues will be refunded!





## November GTR Meeting

The November GTR regular meeting was held Saturday, 11/1/2014 at the Algonquin Township Building. After the treasury report, we discussed the Christmas dinner, some modeling news and recent and upcoming events

Then it was on to Show & Tell. Here are some pictures of stuff on display.

**Ed Sexton:** Ed brought in a test shot of the upcoming Revell 2014 Corvette kit. This will be the pre-painted version which will be the first version released.



Ed also had a 1/12 (!) resin "transkit" of the Zakspeed Ford Capri from a German company. Mezzo-Mix-Models.




**Dave Green:** Some recent swap meet finds including a 1/48 Lear Jet, not a car but it fits Dave's IMC kit collection.



Also the new Revell 1967 Camaro built up as a Grumpy Jenkins drag car using Slixx decals.



**Chuck Herrmann:** the Moebius Models Bat-Pod and Dark Knight Batman figures as reviewed last newsletter.



Also a Jimmy Flintstone resin figure for Halloween, I don't know the name but it is some kind of devil ghost vampire crusader guy.



**John Walczak:** The new Hyundai Azera snap kit from Aoshima,







Also, a 1960 Studebaker Silver Hawk resin body by Missing Link.



And finally a 95% completed AMT 1962 Buick Electra, modeled after one of his real cars.



**Gerry Paquette:** Several Fujimi Ferrari kits, also a Lancia Stratos kit from Revell




and a Italeri Ferrari 250 kit.  
Also thanks Gerry for bringing in donuts!




Paul Heber: More big trucks, two built AMT Ford LNs,



a Ford Aeromax in progress,



the rereleased AMT Ford LN race hauler kit,




and an almost done Revell Dodge NASTRUK, still time to finish for the club theme project for 2015!



**George Pritzen:** a Revell 2006 Mustang in progress, with the engine from the Hawaiian funny car and NASCAR wheels.



**Nick Parkhurst:** a visitor this month, Nick brought in this 1979 1/16 scale Trans Am project he would like to pick up again after several years "off" of modeling.



## Revell's New LaFerrari



**Description:** Ferrari LaFerrari

**Mfg:** Revell **Kit#:** 85- **Scale:** 1/24

*(reprinted from MAMA Sez, the newsletter of the Maryland Automotive Modelers Association)*

by Rick Wilson

That name, I just don't know how they (Ferrari, that is) could come up with such a dumb name. The intention was to imply that this is "the" absolute ultimate Ferrari ever built (until the next one comes along). The general consensus seems to be that it is at least better looking than the Enzo though I rather liked the way it (the Enzo) looked too. I suppose the Enzo was fitted too closely to Michael Schumacher. But this car is the first to employ the re-generative electric system developed in/for Formula One. Unlike other super cars of recent, this system works all the time, but not alone. That is, the LaFerrari can-not be driven solely as an electric car; thank God. The Ferrari people insisted that the traditional V12 sound always be heard when the car is in operation.

The 6.3 liter engine doesn't develop 963 horsepower as we've been lead to believe, but 800 instead. The other 163 horsepower comes from the electric motor mounted between the engine and 7-speed trans-axle via a dual clutch. This engine develops 516 pound/feet of torque by itself and 715 total with the electric motor on. The transaxle is electronically controlled, as is the traction control, ESC stability control, launch control, and SSC side slip control. You have to wonder if there is anything left for the driver to do. The carbon/ceramic brakes are 15.7 inches in diameter in front and 15 inches at the rear. Just think they are as big as the wheels on our favorite musclecar! But they fit inside 19 inch front and 20 inch rear wheels. All that propels the LaFerrari from 0-62 mph in 3 seconds and on to a top speed of 'only' 217 mph!

I count 140 parts in white, chrome, clear, nylon mesh and four rubber tires.

**Engine:** It's 2.75 inches long and mostly trans-axle and is made up of 14 pieces not counting the upper intake. It's based on the F12 engine.



As detailed as this is, its worth an internet search under "LaFerrari" for pictures for painting details.

**Chassis:** There is none! Actually, it's all carbon fiber tub on the real car, but here we have what looks like a belly pan with the lower A-arms and rear inner fenders molded together. After the engine is mounted, the four-piece exhaust system goes in and then the huge battery box just in front of it. There are separate half shafts, uprights, and stabilizer (similar to a tie rod). What I'm sure are carbon/fiber sub-frames go in next, as well as engine panels on each side. There is a one piece upper A-arm assembly and two pieces that I'm sure are magnetorheological spring/shocks. Also included is a three-piece sway bar. Cast on top of the trans-axle is a huge box that I presume is the electronics package that gets a cover and three decals and a wiring harness. Construction continues at the front with a seven-piece front suspension similar to the rear with separate inner fenders and yes, it is steerable. The clever bit is the fiber mesh that glues to a clear piece for the radiator inlet shroud followed by the radiator.

**Tires/wheels:** I thought at first glance the wheels were frost plat-ed, but it's the bag they are in. They should probably be toned down with clear flat or repainted. The Brembo brakes get "Ferrari" decals then trapped between the inner and outer wheel halves. The tires are monstrous Bridgestone Scuderia with raised black lettering. Talk about exclusive!

**Interior:** Between the three-piece dash and two-piece steering wheel there are no less than 14 decals and then four more for the doors. I hope you like decals, be-cause there are no less than 12 for each seat. So far, I haven't been able to locate a good picture of the seats to explain these black stripes, but I don't think they are to depict stitching. The interior pan is platform style and sits over the battery pack. On the real car this was done to center the weight and the seats are fixed in place to lower the roof line 1.2 inches. There is a piece for the headliner also. The strange looking pedals adjust via a lever (on the real car) in the center of the cockpit. Oh and the pedals get decals too.

**Body:** The body is basically one piece, but there are several pieces that are separate, one being the lower nose piece. The air channels in the doors are separate as well. The engine cover is virtually the entire rear of the car. Be very careful when cleaning up the main body. There are risers in be-tween three fingers in the opening for the radiator exit. As I mentioned earlier, there are two sheets of nylon mesh screen for the various body openings. There's a template to cut them out by, or if you're chicken, you can use the decals provided. Either way, they mount on clear pieces. The engine cover has really nice hinges with a retainer and props to hold the cover open for display. I'd like to see Revell/US adopt a

similar hinge for their models. All the windows are perfectly clear because of being packed in a plastic bag. They mount from the outside of the body. The headlights are chrome with clear covers. The taillights get a chrome piece that fits inside, but you'll have to paint the clear with your favorite clear red paint.

As for body and interior colors, I'd advise an internet search for images of LaFerraris and check out what you find. I found several non-traditional colors, as for me I'm going with orange. There's a wild green one that's hard not to go with. I'd like to bet that given the price the real cars went for that the buyer could choose any color he wanted. If you get Forza magazine issue #135 (Aug '14) has an excellent in depth article.

**Decals:** They number 72 in all, and besides those already mentioned, there are several carbon/fiber decals and the usual assortment of scripts, marker lights, and both European and U.S tags.


This is a got to have kit and not near as expensive as the Japanese version.

### The Real Thing



# 2014 Atlanta NNL

Friend of GTR Dennis Lee, an Atlanta area native who lived in Gurnee for a while and attended the GTR Sumer NNL (Winner of the Daytona 24 Hours Theme in 2012) has moved back to Georgia. He attended The Atlanta Car Model Enthusiasts (ACME) Southern Nationals NNL event on November 8 and has sent along some pictures from the show.





# Tips & Tools

Some time ago this was a monthly column in this newsletter, so I thought we will try to get it going again since lots of new stuff and ideas have come along since we last ran a column. All club members as well as all GTR newsletter and Facebook fans are welcome to submit ideas and photos of tools and techniques other car modelers might find of interest. This month I will restart the column with a review of:

## Blue Magic Paint Stripper

By Chuck Herrmann



At the Attack of the Plastic model contest and swap in Delavan WI in July, the GTR club vendor table was located next to the table for the distributor of Blue Magic, a paint stripping product. We got to talking, they needed something to demo their product so I pulled out some stuff from a parts bag I had just purchased to let them show how Blue Magic worked.




The first sample was an old Revell 1939 Chevy Sedan Delivery that had multiple coats of

thick enamel, gold over green over maroon plastic. The clear glass was glued in good so it all went into the vat.

As you can see the front half which was submerged in the liquid stripped rather clean in just over two hours. The clear "glass" was not effected at all. The plastic was not effected either, it actually came out with a nice bright sheen.



The second piece was an AMT1936 Ford that had been brush painted a thick coat of silver over dark blue, I assume modeling enamels.



Again, after about two hours both coats of paint came off nicely. The paint in the corners remained, but it was soft so that had I been home at the workbench it would have been easy to clean it off. This time it did dissolve the old glue holding the roof section on, I assume it was regular model glue that had been there a long time.



While I have not had any stripping projects lately, I did try Blue Magic out as a cleaner at home. This Tamiya Alpine Renault was bought as a glue bomb, very dirty and dusty with lots of faded decals. After removing the decals that would come off with tape, the remaining decals and all the dirt was wiped off, using a rag. The plastic cleaned up great and it left a nice clean shine, so this works good as a cleaner too. Also it strips the polish

So this product gets a recommendation from me. It is a bit expensive (see the website below for pricing, contacts and ordering) but is much less toxic than brake fluid, E-Z Off, Super Clean, etc. There is virtually no odor.

[www.bluemagicpaintstripper.com](http://www.bluemagicpaintstripper.com)



# GTR Event Calendar

## 2014

Dec 7 40<sup>th</sup> Annual Winter Model Cars Swap Meet  
with Model Car Contest  
Waukesha County Expo Center, Waukesha WI  
[www.milwaukeeeminimotors.com](http://www.milwaukeeeminimotors.com)  
[mkeminimotors@gmail.com](mailto:mkeminimotors@gmail.com)

Dec 7 Tinley Park Annual Holiday Toy Show  
Tinley Park High School, Tinley Park, IL  
[www.uniqueeventsshows.com](http://www.uniqueeventsshows.com)

## 2015

Jan 4-17 Dakar Rally  
Argentina, Bolivia and Chile

January 24-25 Rolex 24 Hours of Daytona

Feb 7 18th Annual Hope It Don't Snow Show  
hosted by IPMS/Zumbro Valley Scale Modelers  
Ramada Hotel & Con. Center, Rochester MN  
Chris Krco 507-254-4646

February 22 Daytona 500 NASCAR

Feb 22 65th Illinois Plastic Kit and Toy Show  
DuPage County Fairgrounds, Wheaton IL  
Past Time Hobbies 630-969-1847

March 7 IPMS/Madcity Modelers Model Show  
Doubledays, Cottage Grove (Madison) WI  
[Rob Teubert](mailto:Rob.Teubert@madcitymodelers.com) 608-295-9258

March 8 Cedarville Model Car Swap & Contest  
Jane Adams Community Center Cedarville IL  
Theme: Movie/TV Cars  
815-238-0634

March 21 Sebring 12 Hours Sebring FL

April 11 Milwaukee NNL  
Hosted by AMG Theme: Hemis  
Family Centers of Excellence, Waukesha, WI  
Info email: Scott Koch [scottiekl@charter.net](mailto:scottiekl@charter.net) or  
Mike Dowd [mdowd@wi.rr.com](mailto:mdowd@wi.rr.com)

April 30-May 3 GSL-XXV International Scale  
Vehicle Championship and Convention  
Salt Lake Sheraton Hotel, Salt Lake City, UT  
[www.gslchampionship.org](http://www.gslchampionship.org)

May 17 15<sup>th</sup> NNL North Show & Swap  
Knights of Columbus Hall, Bloomington MN  
Bob Maderich 612-423-2985

May 24 Indy 500  
Indianapolis Motor Speedway, IN

May 30 NIMCON 4  
Hosted by IPMS/Lakes Region Scale Modelers  
McHenry County College, Crystal Lake IL  
Phil Pignataro 847-658-9920

June 13-14 24 Hours of LeMans FR

July 22-25 2014 IPMS/USA Nationals  
Columbus, OH  
[www.ipmsusa.org](http://www.ipmsusa.org)

August 2 GTR Summer NNL 8  
Theme: 100 Years of Dodge  
Algonquin Township Building, Crystal Lake IL

September 12, 2015 IPMS Region 5 Convention  
hosted by IPMS/Gateway St Louis, MO

Sep 27 66th Illinois Plastic Kit and Toy Show  
DuPage County Fairgrounds, Wheaton IL  
Past Time Hobbies 630-969-1847

Oct 24 IPMS/Glue Crew  
Howard Johnson's Conf Center, Wausau WI  
2101 North Mountain Road Map  
Joseph Drew 715-842-0173



*Happy Holidays*

*from*

*GTR Auto  
Modelers*