



Recall Bulletin

PRODUCT SAFETY RECALL

SUBJECT: Shift Lever Indicator May Not Display Correct Gear

MODELS: 2008-2010 Chevrolet Malibu
2008-2010 Pontiac G6
2007-2010 Saturn AURA
Equipped with 4-Speed Automatic Transmission (ME7/MN5)

and

2005-2008 Pontiac G6
2007-2008 Saturn AURA
Equipped with 4-Speed Automatic Transmission (ME7/MN5) and Serviced
with a Suspect Replacement Shift Cable

The Part Information section in this bulletin has been revised. The part numbers for the transmission shift cables have been revised. The new transmission shift cables will include the clam shell cover (cable kit). Please discard all copies of bulletin 12106C.

The suspect transmission shift cables involved in this recall were also sold to customers as service replacement parts. Our records indicate that a small number of vehicles were repaired by GM dealers with suspect cables sold as service replacement parts. These vehicles were not included in the original recall and have been added to the involved vehicle population. They require completion of the service procedure described in this bulletin.

Additional vehicles may have been repaired with suspect cables sold as service replacement parts but VIN information is not available. Included in this bulletin is a "Safety Recall Notice" for public display at your dealership. Please make sure a copy is displayed in areas where it can be easily seen by customers who may have purchased one of the suspect cables as a service replacement part. Customers who purchased a suspect transmission shift cable or had one installed somewhere other than a GM dealer, may have their vehicle inspected and, if necessary, repaired. The suspect shift cable part numbers are 25910201 and 20922585 for the Pontiac G6, 25910202, 25974057 and 20922586 for the Chevrolet Malibu and 25907379 for the Saturn Aura. Please discard all copies of bulletin 12106B.

CONDITION

General Motors has decided that a defect, which relates to motor vehicle safety, exists in **certain** 2008-2010 model year Chevrolet Malibu and Pontiac G6 vehicles, 2007-2010 model year Saturn AURA vehicles, equipped with a 4-speed automatic transmission (ME7/MN5), also 2005-2008 model year Pontiac G6 and 2007-2008 model year Saturn AURA vehicles that are equipped with a 4-speed automatic transmission (ME7/MN5) and were serviced with a suspect replacement shift cable. Some of these vehicles may have a shift cable with conduit end locking tabs near the transmission bracket that could fracture. These tabs could fracture without warning. If this occurs, the transmission may not be in the PARK position and may not

match the gear position indicated by the shift lever. The driver would be able to remove the key from the ignition, but the door locks may not unlock automatically and the PARK indicator lamp would not be illuminated. The driver may not be able to restart the vehicle and the vehicle could roll away after the driver has exited the vehicle, resulting in a possible crash without prior warning.

CORRECTION

Dealers are to install a retainer over the transmission shift cable end fitting. If the end fitting tabs are fractured, the shift cable must be replaced.

VEHICLES INVOLVED

All involved vehicles are identified by Vehicle Identification Number on the Investigate Vehicle History screen in GM Global Warranty Management system. Dealership service personnel should always check this site to confirm vehicle involvement prior to beginning any required inspections and/or repairs. It is important to routinely use this tool to verify eligibility because not all similar vehicles may be involved regardless of description or option content.

For dealers with involved vehicles, a listing with involved vehicles containing the complete vehicle identification number, customer name, and address information has been prepared and will be provided to US and Canadian dealers through the GM GlobalConnect Recall Reports, or sent directly to export dealers. Dealers will not have a report available if they have no involved vehicles currently assigned.

The listing may contain customer names and addresses obtained from Motor Vehicle Registration Records. The use of such motor vehicle registration data for any purpose other than follow-up necessary to complete this recall is a violation of law in several states/provinces/countries. Accordingly, you are urged to limit the use of this report to the follow-up necessary to complete this recall.

A "Safety Recall Notice" will also be displayed in dealerships in an attempt to identify customers who may have purchased a suspect transmission shift cable without the clamshell reinforcement or who had a replacement shift cable installed at a non-GM service center without the clamshell reinforcement. See the last page of this bulletin for a copy of the notice. If a customer indicates that they have a vehicle that may fall into one of these categories, and the vehicle has not already been serviced under this product safety recall, the vehicle should be inspected, and repaired if necessary.

PART INFORMATION

Parts required to complete this recall are to be obtained from General Motors Customer Care and Aftersales (GMCC&A). Please refer to your “involved vehicles listing” before ordering parts. Normal orders should be placed on a DRO = Daily Replenishment Order. In an emergency situation, parts should be ordered on a CSO = Customer Special Order. **Kit P/N 19210732 is not eligible for RIM Management.**

Part Number	Description	Quantity/Vehicle
19210732	CABLE KIT, A/TRNS RANGE SEL LVR	1 (req'd if cable NOT replaced)
23238000	CABLE, A/TRNS RANGE SEL LVR (inc. cable kit) (Malibu)	1 (if req'd)
23238001	CABLE, A/TRNS RANGE SEL LVR (inc. cable kit) (G6)	1 (if req'd)
23237999	CABLE, A/TRNS RANGE SEL LVR (inc. cable kit) (AURA)	1 (if req'd)

SERVICE PROCEDURE

Note: Determine if field action bulletin 09041 has been completed. Inspect the shift cable for the presence of a clam shell cover that surrounds the shift cable locking tabs.


- If the clam shell cover is installed, no further action is required. Refer to the *Warranty Transaction Information* section of this bulletin. Submit a transaction using labor code V2743.
- If the clam shell cover is NOT installed, determine if the transmission shift cable is a first or second design cable.



3256032

Note: Perform the service repair procedure in this bulletin on second design transmission shift cables only. First design transmission shift cables do NOT require a repair. Refer to the illustration to view a first design shift cable. Refer to *Transmission Shift Cable Kit Installation Procedure* in this bulletin to view the second design transmission shift cable.

Transmission Shift Cable Kit Installation Procedure




2269489

- (1) Shift Cable Locking Tabs
- (2) Shift Cable Adjuster Locking Clip


Hybrid Vehicle Notice: Remove the generator control module cover to gain access to the transmission shifter cable. Refer to *Generator Control Module Cover Replacement* in SI.

1. Open the hood and locate the transmission shift cable.
2. Determine if the transmission shift cable locking tabs are fractured and separated.



2269486

- If the transmission shift cable locking tabs (1) are fractured and separated (A), remove the transmission shift cable and replace it with a new one. Refer to *Floor Shift Control Cable Replacement* or *Range Selector Lever Cable Replacement* in SI. **Also install a transmission shift cable kit with the new shift cable.**
- If the transmission shift-cable locking tabs (2) are NOT fractured and separated (B), install the transmission shift cable kit. Proceed to Step 3.



2269484

Hybrid vehicle shown. Combustion engine vehicle is similar.

- (1) Clam Shell in Two Pieces
- (2) Clam Shell Around Shift Cable Locking Tabs
- (3) Clamp on Clam Shell
- (4) Inlet Coolant Hose and
- (5) Heater Cooler Pump.

3. Install the clam shell (1) (2) over the shifter cable locking tabs.
4. Install the service clamp over the clam shell (3). Position the clamp fastener head away from the inlet coolant hose (4). **Tighten the clamp to 4 N·m (35 lb-in).**
5. Ensure that there is 15 mm (19/32 in) of clearance between the inlet coolant hose (4) and the clam shell (3). On hybrid equipped vehicles, it may be necessary to reposition the inlet coolant hose (4) to achieve the required 15 mm (19/32 in) of clearance. **To reposition the inlet coolant hose (4) on hybrid equipped vehicles, locate the heater cooler pump (5) and perform Steps 5.1-5.4.**

Caution: Do not kink or damage the inlet coolant hose (4) when repositioning the hose to obtain the 15 mm (19/32 in) clearance. To avoid damaging the hose clamp, use J-38185 or equivalent hose clamp pliers to loosen the hose clamp.

- 5.1. Using J-38185 or equivalent hose clamp pliers, loosen the inlet coolant hose (4) connected to the heater cooler pump (5). Note the location of the clamp on the inlet coolant hose (4).
- 5.2. Rotate the inlet coolant hose (4) clockwise until 15 mm (19/32 in) of clearance between the inlet coolant hose (4) and clam shell (3) is achieved.
- 5.3. Ensure that the inlet coolant hose clamp is secure on the inlet coolant hose (4) in the production location.
- 5.4. Install the generator control module cover. Refer to *Generator Control Module Cover Replacement* in SI.

6. Close the hood.

CUSTOMER REIMBURSEMENT - For US

Customer requests for reimbursement of previously paid repairs for the recall condition are to be submitted to the dealer by December 31, 2015, unless otherwise specified by state law. If this is not convenient for the customer, they may mail the completed Customer Reimbursement Request Form and all required documents to the GM Customer Assistance Center.

All reasonable and customary costs to correct the condition described in this bulletin should be considered for reimbursement. Any questions or concerns should be reviewed with your District Service Manager – Aftersales prior to processing the request.

When a customer requests reimbursement, they must provide the following:

- A completed Customer Reimbursement Request Form. This form is mailed to the customer or can be obtained through GM GlobalConnect.
- The name and address of the person who paid for the repair.
- Paid receipt confirming the amount of the repair expense, a description of the repair, and the person or entity performing the repair.

IMPORTANT: GM requires dealers to approve or deny a reimbursement request within 30 days of receipt. If a reimbursement request is approved, the dealer should immediately issue a check to the customer and submit an appropriate warranty transaction for the incurred expense. If a reimbursement request is denied, the dealer MUST provide the customer with a clear and concise explanation, in writing, as to why the request was denied. The bottom portion of the Customer Reimbursement Request Form may be used for this purpose. If the denial was due to missing documents, the customer can resubmit the request when the missing documents are obtained, as long as it is still within the allowed reimbursement period.

Warranty transactions for customer reimbursement of previously paid repairs are to be submitted as required by GM Global Warranty Management. Additional information can also be found in Warranty Administration Bulletin 11-00-89-004.

CUSTOMER REIMBURSEMENT - For Canada and Export

Customer requests for reimbursement of previously paid repairs to correct the condition described in this bulletin are to be submitted to the dealer prior to or by December 31, 2015.

When a customer requests reimbursement, they must provide the following:

- Proof of ownership at time of repair.
- Original paid receipt confirming the amount of unreimbursed repair expense(s) (including Service Contract deductibles), a description of the repair, and the person or entity performing the repair.

All reasonable and customary costs to correct the condition described in this bulletin should be considered for reimbursement. Any questions or concerns should be reviewed with your GM representative prior to processing the request.

COURTESY TRANSPORTATION – For US and Canada

The General Motors Courtesy Transportation program is intended to minimize customer inconvenience when a vehicle requires a repair that is covered by the New Vehicle Limited Warranties. The availability of courtesy transportation to customers whose vehicles are within the warranty coverage period and involved in a product program is very important in maintaining customer satisfaction. Dealers are to ensure that these customers understand that shuttle service or some other form of courtesy transportation is available and will be provided at no charge. Dealers should refer to the General Motors Service Policies and Procedures Manual for Courtesy Transportation guidelines.

WARRANTY TRANSACTION INFORMATION

IMPORTANT: For vehicles serviced as a result of a customer's response to the Safety Recall Notice displayed at your dealership, the warranty transaction must be approved by your GM District Manager – Aftersales (U.S.), GM District Manager - Customer Care and Service Process (CN) or the GM Warranty Support Center prior to submission. This is required because these vehicles will not be identified in the GM Global Warranty Management system as being involved in this recall.

Submit a transaction using the table below.

Labor Code	Description	Labor Time	Net Item
V2743	Inspect Transmission Shift Cable – No Further Action Req'd (first design cable or clam shell installed)	0.2	N/A
V2671	Install Transmission Shift Cable Kit	0.2	N/A
	Add: Hybrid Vehicle	0.1	
V2672	Transmission Shift Cable Replacement (inc. install transmission shift cable kit)		N/A
	- Malibu	1.5	
	- AURA, G6	1.1	
	Add: Hybrid Vehicle	0.1	
V2673*	Customer Reimbursement Approved	0.2	**
V2674	Customer Reimbursement Denied - For US Dealers Only	0.1	N/A

* Customer reimbursement will not close this recall. The service procedure must also be performed on the vehicle.

** The amount identified in the "Net Item" column should represent the dollar amount reimbursed to the customer.

CUSTOMER NOTIFICATION – For US and Canada

General Motors will notify identified customers of this recall on their vehicle (see copy of customer letter included with this bulletin). A "Safety Recall Notice" will also be displayed in dealerships in an attempt to notify customers who may have purchased or had a suspect transmission shift cable installed (see the last page of this bulletin for a copy of the notice).

CUSTOMER NOTIFICATION – For Export

Letters will be sent to known owners of record located within areas covered by the US National Traffic and Motor Vehicle Safety Act. For owners outside these areas, dealers should notify customers using the attached sample letter. A “Safety Recall Notice” will also be displayed in dealerships in an attempt to notify customers who may have purchased or had a suspect transmission shift cable installed (see the last page of this bulletin for a copy of the notice).

DEALER RECALL RESPONSIBILITY – For US and Export (US States, Territories, and Possessions)

It is a violation of Federal law for a dealer to deliver a new motor vehicle or any new or used item of motor vehicle equipment (including a tire) covered by this notification under a sale or lease until the defect or noncompliance is remedied.

The US National Traffic and Motor Vehicle Safety Act provides that each vehicle that is subject to a recall of this type must be adequately repaired within a reasonable time after the customer has tendered it for repair. A failure to repair within sixty days after tender of a vehicle is prima facie evidence of failure to repair within a reasonable time. If the condition is not adequately repaired within a reasonable time, the customer may be entitled to an identical or reasonably equivalent vehicle at no charge or to a refund of the purchase price less a reasonable allowance for depreciation. To avoid having to provide these burdensome remedies, every effort must be made to promptly schedule an appointment with each customer and to repair their vehicle as soon as possible. In the recall notification letters, customers are told how to contact the US National Highway Traffic Safety Administration if the recall is not completed within a reasonable time.

DEALER RECALL RESPONSIBILITY – All

All unsold new vehicles in dealers' possession and subject to this recall must be held and inspected/repaired per the service procedure of this recall bulletin before customers take possession of these vehicles.

On the last page of this bulletin, is a “Safety Recall Notice” for public display at your dealership. Please make sure a copy is displayed in areas where it can be easily seen by customers who may have purchased a suspect transmission shift cable without the clamshell reinforcement or who had a replacement shift cable installed at a non-GM service center without the clamshell reinforcement. If a customer indicates that they have a vehicle that may fall into one of these categories, and the vehicle has not already been serviced under this product safety recall, the vehicle should be inspected, and repaired if necessary.

Dealers are to service all vehicles subject to this recall at no charge to customers, regardless of mileage, age of vehicle, or ownership, from this time forward.

Customers who have recently purchased vehicles sold from your vehicle inventory, and for which there is no customer information indicated on the dealer listing, are to be contacted by the dealer. Arrangements are to be made to make the required correction according to the instructions contained in this bulletin. A copy of the customer letter is provided in this bulletin for your use in contacting customers. Recall follow-up cards should not be used for this purpose, since the customer may not as yet have received the notification letter.

In summary, whenever a vehicle subject to this recall enters your vehicle inventory, or is in your dealership for service in the future, you must take the steps necessary to be sure the recall correction has been made before selling or releasing the vehicle.



May 2013

Dear General Motors Customer:

This notice is sent to you in accordance with the requirements of the National Traffic and Motor Vehicle Safety Act.

General Motors has decided that a defect, which relates to motor vehicle safety, exists in certain 2008-2010 model year Chevrolet Malibu and Pontiac G6, and 2007-2010 model year Saturn AURA vehicles, equipped with a 4-speed automatic transmission, also 2005-2008 model year Pontiac G6 and 2007-2008 model year Saturn AURA vehicles that are equipped with a 4-speed automatic transmission and were built or serviced with a suspect replacement shift cable. As a result, GM is conducting a safety recall. We apologize for this inconvenience. However, we are concerned about your safety and continued satisfaction with our products.

I M P O R T A N T

- Your vehicle is involved in safety recall 12106.
- Schedule an appointment with your GM dealer.
- This service will be performed for you at **no charge**.

Why is your vehicle being recalled?

Your vehicle was either built or serviced with a transmission shift cable that has end fitting tabs that may fracture and separate. If the tabs were to separate, the shift lever and the actual position of the transmission gear may not match. With this condition, you would be able to move the shifter to PARK and remove the ignition key, but the transmission gear may not be in PARK. You may not be able to restart the vehicle and the vehicle could roll away after you have exited the vehicle, resulting in a possible crash without prior warning.

What will we do?

Your GM dealer will install a retainer over the transmission shift cable end fitting. If the end fitting tabs are fractured, the shift cable will be replaced. This service will be performed for you at **no charge**. Because of service scheduling requirements, it is likely that your dealer will need your vehicle longer than the actual service correction time of approximately 20 minutes to 1 hour and 40 minutes, depending on the service required.

What should you do?

You should contact your GM dealer to arrange a service appointment as soon as possible.

Did you already pay for this repair?

If you have paid for repairs for the recall condition, please complete the enclosed form and present it to your dealer with all required documents. Working with your dealer will expedite your request, however, if this is not convenient, you may mail the completed form and all required documents to GM Customer Assistance Center, PO Box 33170, Detroit, MI 48232-5170. The completed form and required documents must be presented to your dealer or received by the GM Customer Assistance Center by December 31, 2015,

unless state law specifies a longer reimbursement period. Even though you may have already had this condition corrected, you will still need to take your vehicle to your dealer for additional repairs.

Do you have questions?

If you have questions or concerns that your dealer is unable to resolve, please contact the appropriate Customer Assistance Center at the number listed below.

Division	Number	Text Telephones (TTY)
Chevrolet	1-800-222-1020	1-800-833-2438
Pontiac	1-800-762-2737	1-800-833-7668
Saturn	1-800-553-6000	1-800-833-6000
Guam	65-6267-1752	
Puerto Rico – English	1-800-496-9992	
Puerto Rico – Español	1-800-496-9993	
Virgin Islands	1-800-496-9994	

If after contacting your dealer and the appropriate Customer Assistance Center, you are still not satisfied we have done our best to remedy this condition without charge and within a reasonable time, you may wish to write the Administrator, National Highway Traffic Safety Administration, 1200 New Jersey Avenue, SE, Washington, DC 20590, or call the toll-free Vehicle Safety Hotline at 1.888.327.4236 (TTY 1.800.424.9153), or go to <http://www.safercar.gov>. The National Highway Traffic Safety Administration Campaign ID Number for this recall is 12V460.

Federal regulation requires that any vehicle lessor receiving this recall notice must forward a copy of this notice to the lessee within ten days.

Jim Moloney
General Director,
Customer and Relationship Services

Enclosure
GM Recall #12106C

Safety Recall Notice

Recall No: 12106C

Subject: Automatic Transmission Shift Cable

Models: 2008-2010 Chevrolet Malibu
2005-2010 Pontiac G6
2007-2010 Saturn Aura
Equipped with 4-Speed Automatic Transmission (ME7/MN5)

If you are the owner of one of the vehicles listed above and you purchased a transmission shift cable, or had one installed somewhere other than a GM dealer, please ask your dealer to schedule your vehicle for an inspection that will verify if the transmission shift cable was installed according to Product Safety Recall Bulletin 12106C.

This bulletin requires the use of a reinforcement kit on some transmission shift cables. The affected cables are “second design” cables, as defined in the bulletin. These cables were sold prior to February 8, 2013 and may have been sold without the reinforcement kit.

If you own one of these vehicles and are unsure of how your shift cable may have been serviced, please ask your dealer to determine whether the cable in your vehicle is a “second design” cable, and whether the required reinforcement kit was installed.

Without the reinforcement kit, the transmission shift cable could fracture without warning. If this occurs, the transmission may not be in the PARK position and may not match the gear position indicated by the shift lever. The driver would be able to remove the key from the ignition, but the door locks may not unlock automatically and the PARK indicator lamp would not be illuminated. The driver may not be able to restart the vehicle and the vehicle could roll away after the driver has exited the vehicle, resulting in a possible crash.



Hybrid vehicle shown. Combustion engine vehicle is similar.



Cable Kit consists of:

- (1) Clam Shell in Two Pieces
- (2) Clam Shell Around Shift Cable Locking Tabs
- (3) Clamp on Clam Shell
- (4) Inlet Coolant Hose and
- (5) Heater Cooler Pump.