



US00D671048S

(12) **United States Design Patent**
Davidson et al.

(10) **Patent No.:** **US D671,048 S**

(45) **Date of Patent:** **** Nov. 20, 2012**

(54) **VEHICLE BUMPER**

(75) Inventors: **Benjamin Davidson**, Torrance, CA
(US); **Chirag Patel**, Dallas, TX (US)

(73) Assignee: **Honda Motor Co., Ltd.**, Tokyo (JP)

(**) Term: **14 Years**

(21) Appl. No.: **29/399,505**

(22) Filed: **Aug. 15, 2011**

(51) **LOC (9) Cl.** **12-16**

(52) **U.S. Cl.** **D12/169**

(58) **Field of Classification Search** D12/169,
D12/196, 171, 216, 163, 86, 90-92; 293/102,
293/113, 115, 117, 120; 296/180.1, 180.2
See application file for complete search history.

(56) **References Cited**

U.S. PATENT DOCUMENTS

D539,197 S *	3/2007	Fujimaki	D12/169
D542,196 S *	5/2007	Levy	D12/169
D600,606 S *	9/2009	Lamm	D12/169
D601,063 S *	9/2009	Lamm	D12/169
D603,764 S *	11/2009	Youn	D12/169

D610,501 S *	2/2010	Bucher et al.	D12/169
D610,957 S *	3/2010	Bucher et al.	D12/169
D614,090 S *	4/2010	Ectors et al.	D12/169
D614,099 S *	4/2010	Ectors et al.	D12/169
D614,555 S *	4/2010	Ectors et al.	D12/169
D624,471 S *	9/2010	Green	D12/169
D664,903 S *	8/2012	Platto et al.	D12/169

* cited by examiner

Primary Examiner — Melody N Brown

(74) *Attorney, Agent, or Firm* — Plumsea Law Group, LLC;
Mark E. Duell

(57) **CLAIM**

The ornamental design for a vehicle bumper, as shown and described.

DESCRIPTION

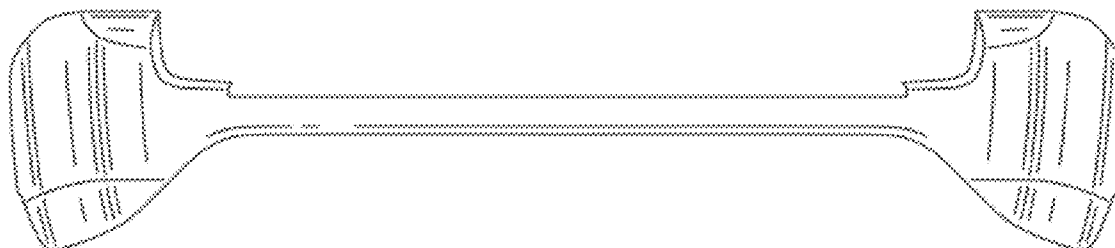
FIG. 1 is a perspective view of a vehicle bumper showing our new design;

FIG. 2 is a front elevational view thereof;

FIG. 3 is a side elevational view thereof, the opposite side elevational view being a mirror image; and,

FIG. 4 is a top plan view thereof.

1 Claim, 2 Drawing Sheets



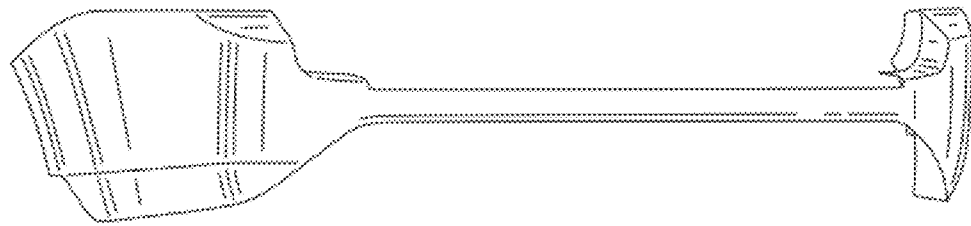


FIG. 1

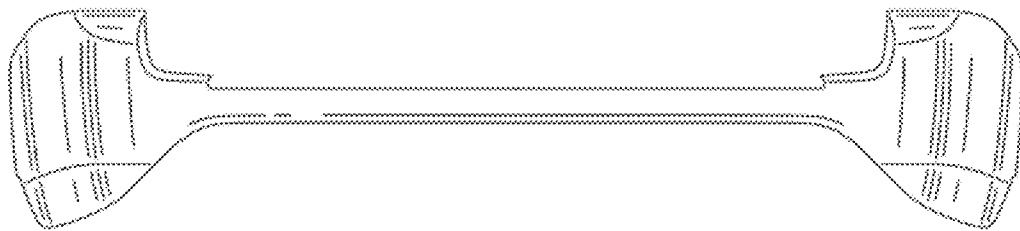


FIG. 2

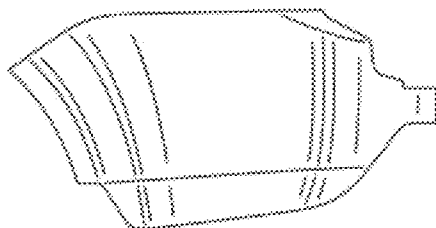


FIG. 3




FIG. 4