



US00D671059S

(12) **United States Design Patent**
Pollmann

(10) **Patent No.:** **US D671,059 S**

(45) **Date of Patent:** **** Nov. 20, 2012**

(54) **WHEEL OR WHEEL COVER**

(75) Inventor: **Gert Pollmann**, Boehmfeld (DE)

(73) Assignee: **Bayerische Motoren Werke Aktiengesellschaft**, Munich (DE)

(**) Term: **14 Years**

(21) Appl. No.: **29/417,645**

(22) Filed: **Apr. 6, 2012**

(30) **Foreign Application Priority Data**

Oct. 7, 2011 (DE) 402011005029

(51) **LOC (9) Cl.** **12-16**

(52) **U.S. Cl.** **D12/209**

(58) **Field of Classification Search** D12/204-213;
301/37.101, 64.101, 65, 64.201

See application file for complete search history.

(56) **References Cited**

U.S. PATENT DOCUMENTS

D474,139 S	5/2003	Warming	
D492,235 S	6/2004	Nordmann	
D512,007 S	11/2005	Sze	
D516,982 S *	3/2006	Gallert	D12/209
D538,216 S	3/2007	Sycha	
D567,167 S	4/2008	Forster	
D593,920 S *	6/2009	Juergens et al.	D12/209
D614,558 S *	4/2010	Luciani et al.	D12/209
D621,765 S *	8/2010	Baum	D12/209
D625,675 S *	10/2010	Juergens et al.	D12/209
D626,052 S	10/2010	Majdandzic	

D631,816 S *	2/2011	Foose	D12/211
D635,904 S *	4/2011	Futschik et al.	D12/209
D650,315 S *	12/2011	Juergens et al.	D12/211

FOREIGN PATENT DOCUMENTS

DE	40104441.6	9/2001
DE	40106965.6	1/2002
EM	000310438-0001	5/2005
EM	000577945-0002	9/2006
EM	000735758-0006	7/2007
EM	001684507-0004	10/2010
EM	001772922-0009	10/2010

* cited by examiner

Primary Examiner — Stacia Cadmus

(74) *Attorney, Agent, or Firm* — Crowell & Moring LLP

(57) **CLAIM**

The ornamental design for a wheel or wheel cover, as shown and described.

DESCRIPTION

This application contains subject matter related to the following co-pending U.S. design patent application:

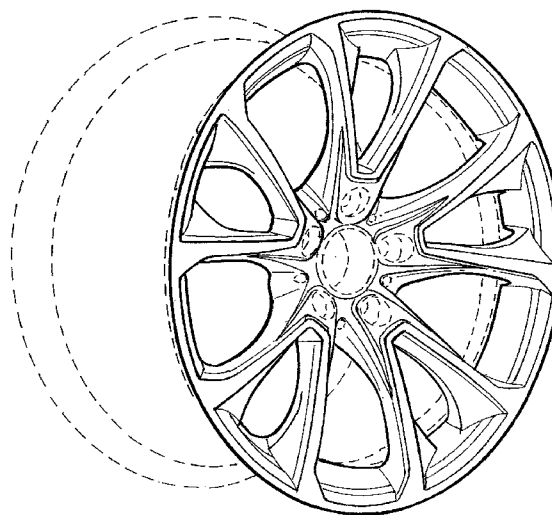

Application Ser. No. 29/371,128, filed Oct. 27, 2010 and entitled "Wheel or Wheel Cover."

FIG. 1 is a front view of a wheel or wheel cover according to my design; and,

FIG. 2 is a perspective view thereof.

The broken line showing of the rear of the wheel and the bolt holes and center opening in the central hub area is included for the purpose of illustrating environment and forms no part of the claimed design.

1 Claim, 1 Drawing Sheet



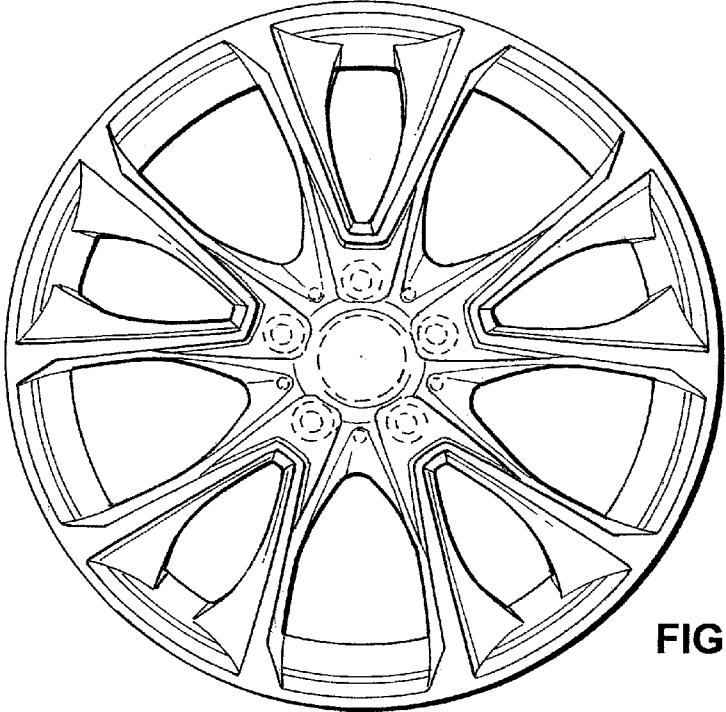


FIG. 1

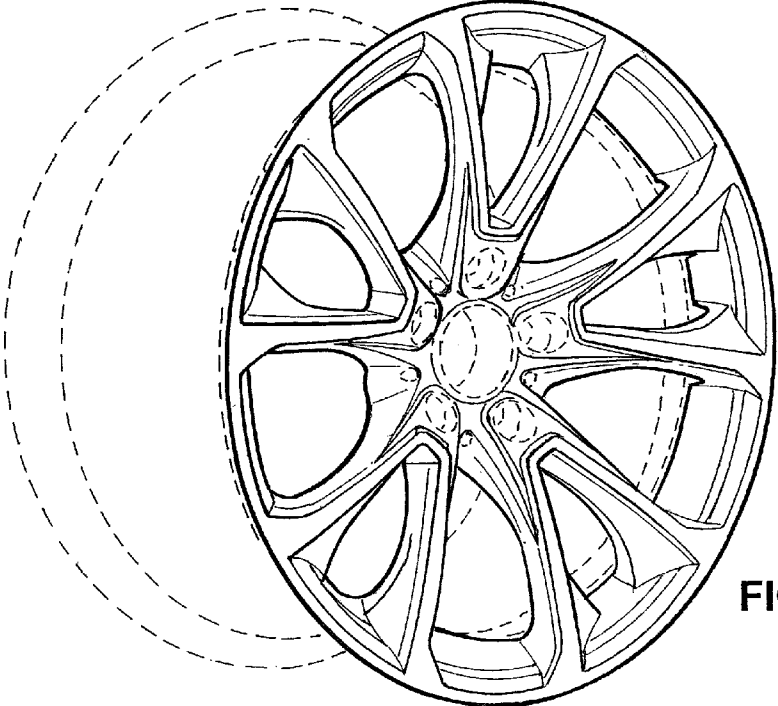


FIG. 2