



US00D671066S

(12) **United States Design Patent**
Morito et al.

(10) **Patent No.:** **US D671,066 S**

(45) **Date of Patent:** **** Nov. 20, 2012**

(54) **AUTOMOBILE TIRE**

(75) Inventors: **Takumi Morito**, Tokyo (JP); **Masahiro Ishida**, Kanagawa (JP); **Yoshifumi Koishikawa**, Kanagawa (JP)

(73) Assignee: **The Yokohama Rubber Co., Ltd.** (JP)

(**) Term: **14 Years**

(21) Appl. No.: **29/421,089**

(22) Filed: **May 18, 2012**

(30) **Foreign Application Priority Data**

Nov. 24, 2011 (JP) 2011-027103

(51) **LOC (9) Cl.** **12-15**

(52) **U.S. Cl.** **D12/605**

(58) **Field of Classification Search** D12/500-501,
D12/544, 579, 600-605; 152/523-524, DIG. 12,
152/555; D7/588, 396.4-396.5

See application file for complete search history.

(56) **References Cited**

U.S. PATENT DOCUMENTS

D450,034 S * 11/2001 Kajikawa D12/605
D588,532 S * 3/2009 Shondel D12/605
D610,978 S * 3/2010 Harvey et al. D12/605
D639,728 S * 6/2011 Ohashi D12/605

D650,323 S * 12/2011 Morito et al. D12/605
D662,465 S * 6/2012 Takano D12/605

* cited by examiner

Primary Examiner — Stacia Cadmus

(74) *Attorney, Agent, or Firm* — SAIDMAN DesignLaw Group

(57) **CLAIM**

The ornamental design for an automobile tire, as shown and described.

DESCRIPTION

FIG. 1 is a perspective view of the front and left side of an automobile tire showing our new design;

FIG. 2 is a front view thereof;

FIG. 3 is a rear view thereof;

FIG. 4 is a left side view thereof;

FIG. 5 is a right side view thereof;

FIG. 6 is a top view thereof;

FIG. 7 is a bottom view thereof;

FIG. 8 is an enlarged, fragmentary front view of the area circumscribed by box 8 of FIG. 2;

FIG. 9 is an enlarged, cross-sectional view thereof, taken along line 9-9 of FIG. 8; and,

FIG. 10 is an enlarged, fragmentary view of the area circumscribed by box 10 of FIG. 1.

The broken lines represent environmental structure and form no part of the claimed design.

1 Claim, 7 Drawing Sheets

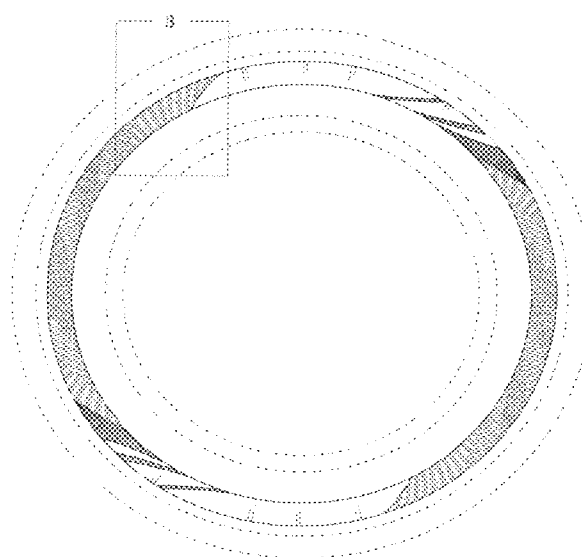
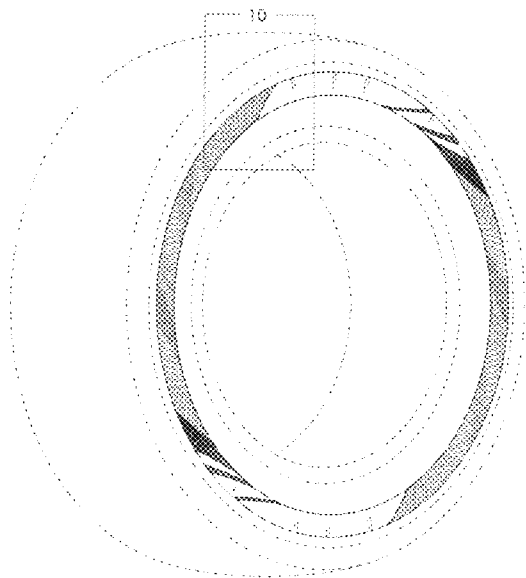


Fig. 1

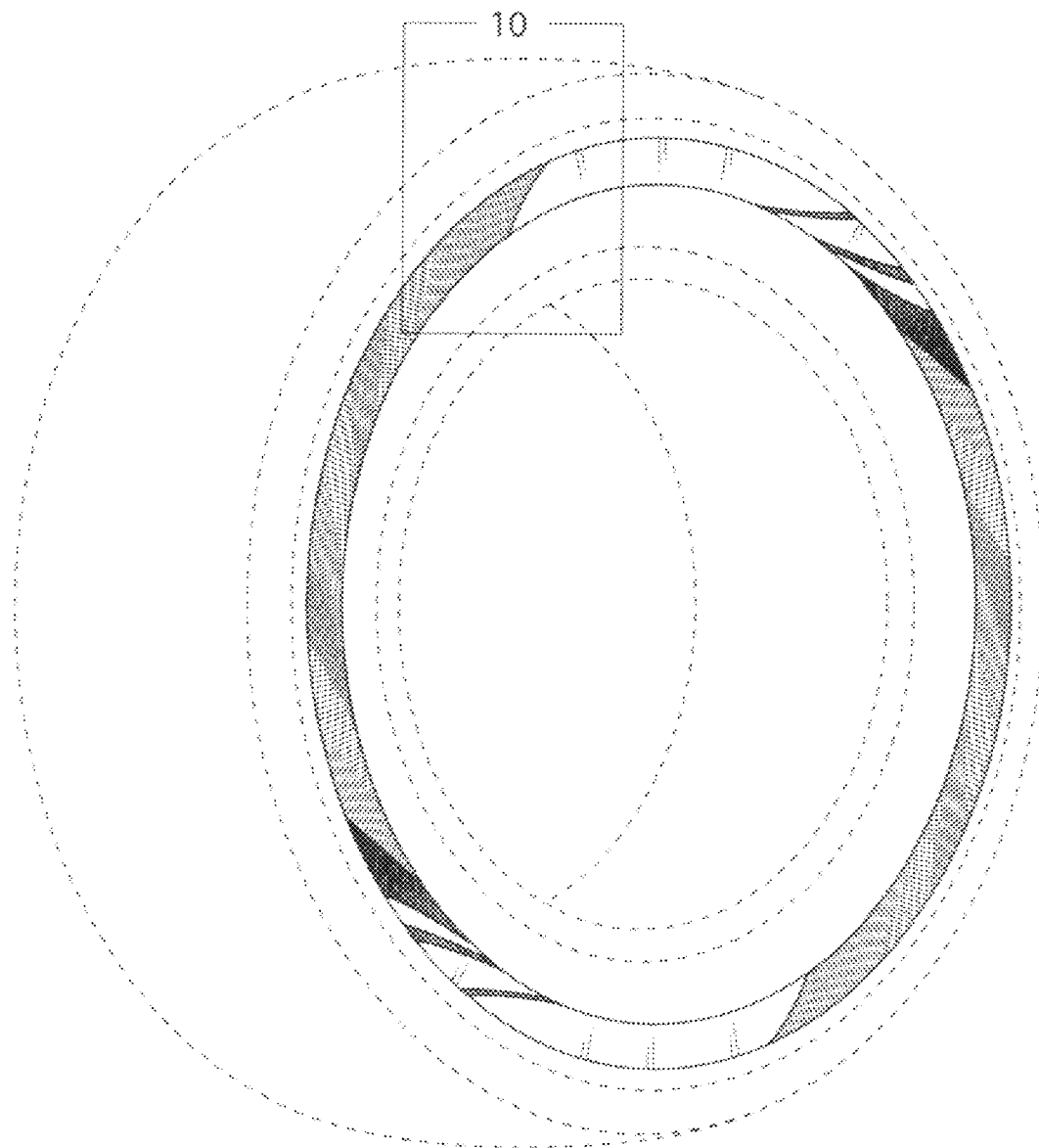


Fig. 2

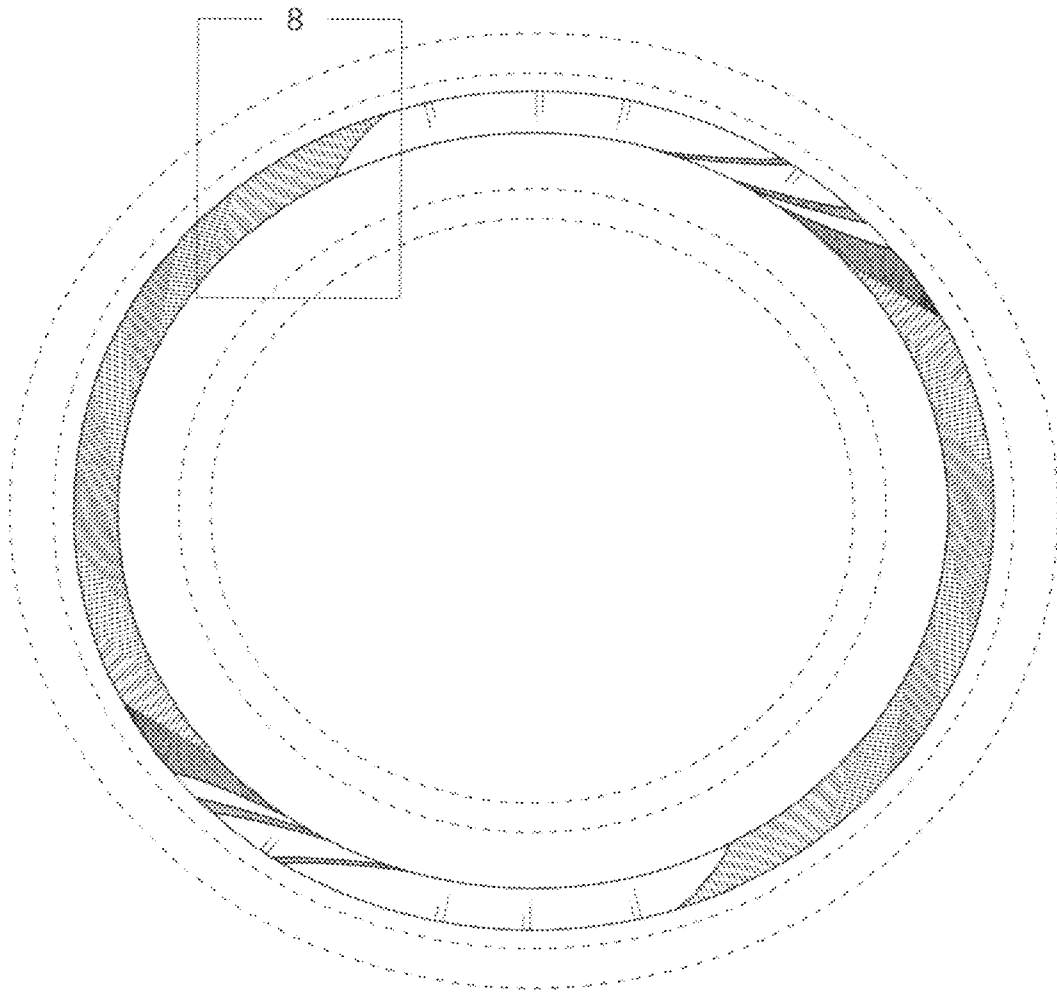


Fig. 3

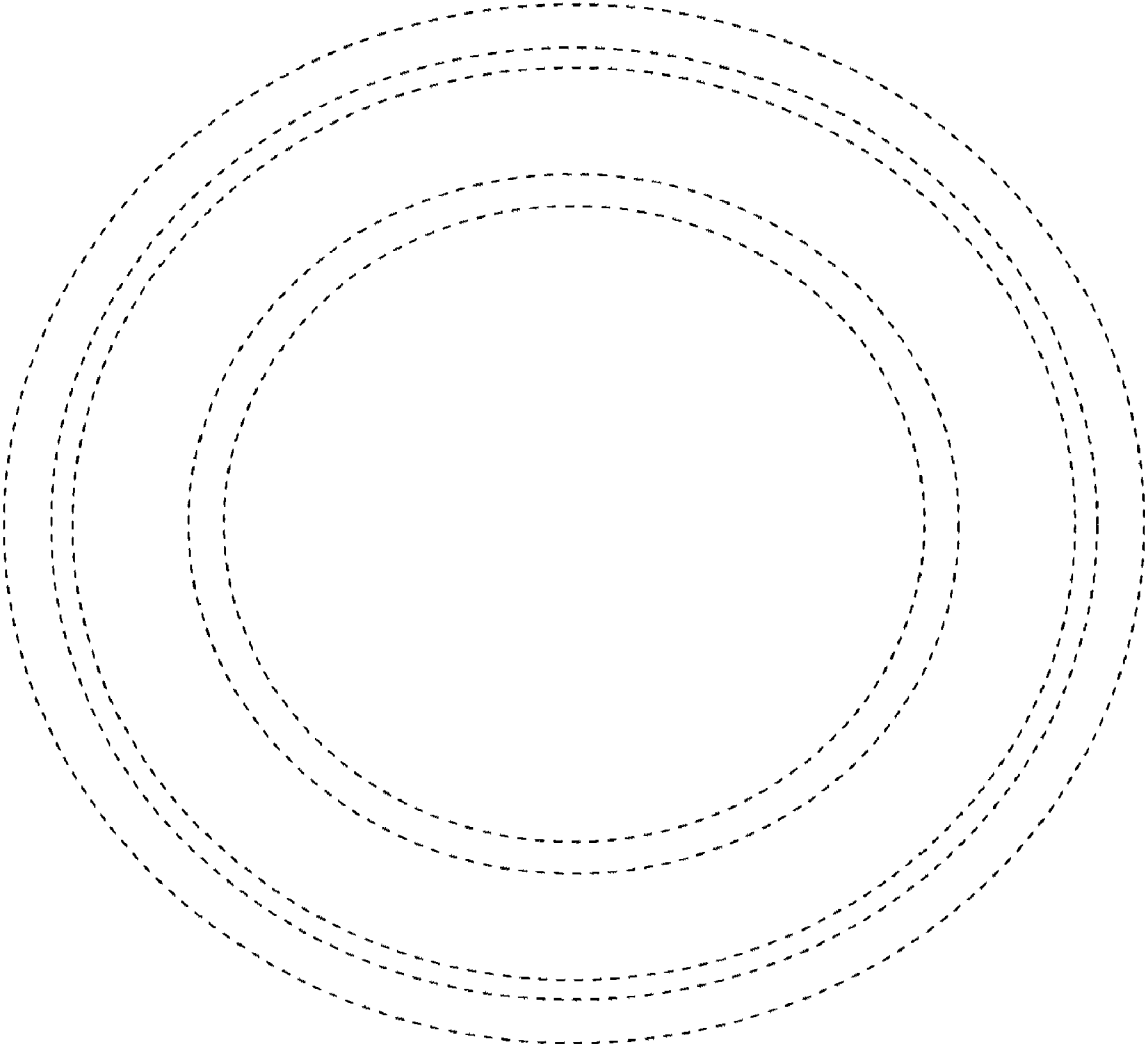


Fig. 4




Fig. 5




Fig. 6




Fig. 7




Fig. 8

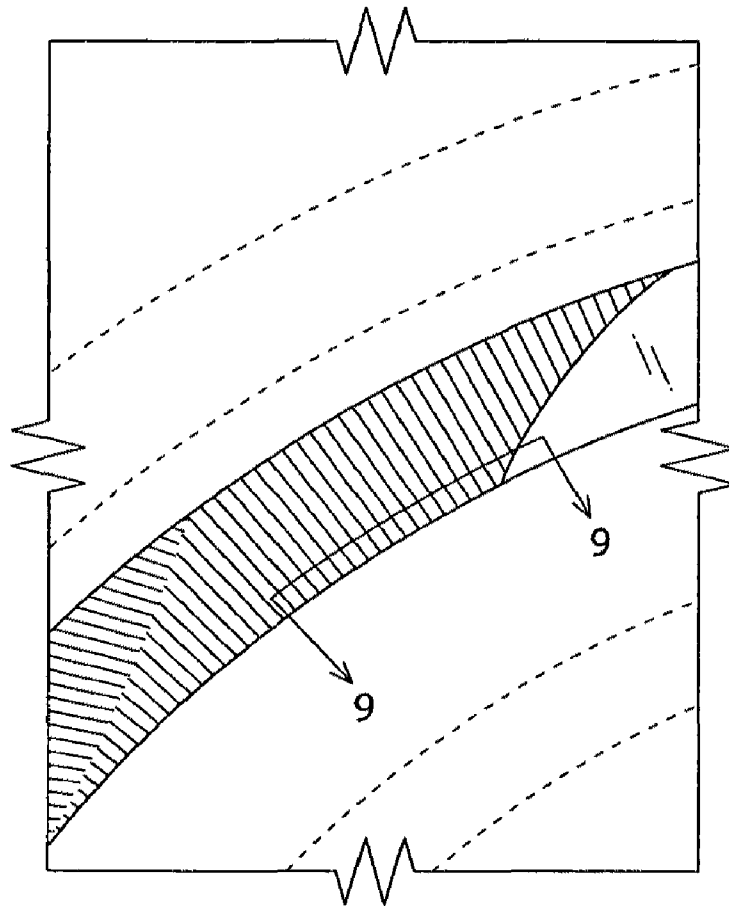


Fig. 9

