

FINAL REPORT NUMBER

401-NVS-05-010

**SAFETY COMPLIANCE TESTING FOR
FMVSS 401
Interior Trunk Release**

2005 Volkswagen Jetta GLI

NHTSA No. C55802

Prepared by:

NHTSA

OFFICE OF VEHICLE SAFETY COMPLIANCE

**400 7th Street, SW
Washington, D.C. 20590**



1/27/2005

FINAL REPORT

PREPARED FOR:

**U.S. DEPARTMENT OF TRANSPORTATION
NATIONAL HIGHWAY TRAFFIC SAFETY ADMINISTRATION
ENFORCEMENT
OFFICE OF VEHICLE SAFETY COMPLIANCE
400 SEVENTH STREET, SW
ROOM 8111 (NVS-221)
WASHINGTON, D.C. 20590**

This publication is distributed by the U.S. Department of Transportation, National Highway Traffic Safety Administration in the interest of information exchange. The opinions, findings and conclusions expressed in this publication are those of the author(s) and not necessarily those of the Department of Transportation or the National Highway Traffic Safety Administration. The United States Government assumes no liability for its contents or use thereof. If trade or manufacturers' names or products are mentioned, it is only because they are considered essential to the object of the publication and should not be construed as an endorsement. The United States Government does not endorse products or manufacturers.

Prepared By: _____


Eduardo Maximo Aviles, Safety Compliance Engineer

Accepted By: _____

Eduardo Maximo Aviles

Report Date: 1/27/2005

TECHNICAL REPORT STANDARD TITLE PAGE

1. Report No. 401-NVS-05-010	2. Government Accession No.	3. Recipient's Catalog No.	
4. Title and Subtitle Final Report of FMVSS 401 Compliance Testing of a 2005 Volkswagen Jetta GLI, NHTSA No. C55802		5. Report Date 1/27/2005	
		6. Performing Organization Code OVSC	
7. Author(s) Eduardo Maximo Aviles, Safety Compliance Engineer		8. Performing Organization Report No. 401-NVS-05-010	
9. Performing Organization Name and Address U.S. Department of Transportation National Highway Traffic Safety Administration Enforcement Office of Vehicle Safety Compliance (NVS-221) 400 Seventh Street, SW Room 8111 Washington, DC 20590		10. Work Unit No.	
		11. Contract or Grant No.	
12. Sponsoring Agency Name and Address U.S. Department of Transportation National Highway Traffic Safety Administration Enforcement Office of Vehicle Safety Compliance (NVS-221) 400 Seventh Street, SW Room 8111 Washington, DC 20590		13. Type of Report and Period Covered Final Test Report	
		14. Sponsoring Agency Code NVS-220	
15. Supplementary Notes			
<p>16. Abstract</p> <p>A compliance test was conducted on the subject 2005 Volkswagen Jetta GLI, NHTSA No. C55802 in accordance with the U. S. Department of Transportation, National Highway Traffic Safety Administration's Laboratory Test Procedure TP-401-01. The test was conducted by NHTSA Office of Vehicle Safety Compliance test engineers on 1/27/200.</p> <p>Test Location: Volkswagen Dealer in Rockville, MD</p> <p>Test failures were as follows: NONE</p>			
17. Key Words Compliance Testing Safety Engineering FMVSS 401 2005 Volkswagen Jetta GLI		18. Distribution Statement Copies of this report are available from: NHTSA Technical Reference Division, Mail Code: NAD-52 400 Seventh Street, SW, Room 5108 Washington, D.C. 20590 Telephone No. (202) 368-4846	
19. Security Classif. (of this report) Unclassified	20. Security Classif. (of this page) Unclassified	21. No. of Pages	22. Price

TABLE OF CONTENTS

SECTION	DESCRIPTION	PAGE NO.
1.0	PURPOSE OF COMPLIANCE TEST	5
2.0	TEST PROCEDURE AND DISCUSSION OF RESULTS	6
3.0	COMPLIANCE TEST DATA	7
4.0	TEST EQUIPMENT LIST AND CALIBRATION INFORMATION	11
5.0	PHOTOGRAPHS	12

1.0 PURPOSE OF COMPLIANCE TEST

The purpose of this compliance test was to determine whether the subject vehicle, a 2005 Volkswagen Jetta GLI, meets the performance requirements of FMVSS 401, Interior Trunk Release.

The test was conducted in accordance with the U. S. Department of Transportation, National Highway Traffic Safety Administration's Laboratory Test Procedure TP-401-01.

The test was conducted by NHTSA Office of Vehicle Safety Compliance test engineers on 1/27/2005

Test Location:

Volkswagen Dealer In Rockville, MD

2.0 TEST PROCEDURE AND DISCUSSION OF RESULTS

Based on the test performed, the Vehicle: 2005 Volkswagen Jetta GLI, NHTSA No. C55602 appeared to meet the requirements of FMVSS 401.

The vehicle was tested by entering the trunk and closing the lid. The release slide lever was easily observed in the darkened, enclosed trunk. A force gauge was attached to the release handle and 3 separate attempts were made to exit the trunk by applying a load to the instrument. For each attempt, the trunk released from the single latching position at a force level of approximately 44.1 newtons (9.9lbs.) or less.

3.0 COMPLIANCE TEST DATA

DATA SHEET 1
FMVSS 401 - VEHICLE DESCRIPTION

VEHICLE MY/MAKE/MODEL/BODY STYLE: 2005 Volkswagen Jetta GLI
VEH. NHTSA NO.: C55802 ; VIN: 3VWSE69M35M043106

DATE OF TEST: 1/27/2005 TEST LAB: BY OVSC @ DEALER

GVWR: 1841 KG MANUFACTURED DATE: 08/04

TRUNK LOCATION: REAR FRONT
If Front, Front Opening?

NUMBER OF TRUNK LID LATCHING POSITIONS: 1

INTERIOR TRUNK RELEASE: MANUAL AUTOMATIC BOTH

POWER OPERATED CLOSURE: No

OWNER'S MANUAL DESCRIPTION OF TRUNK RELEASE: YES NO

REMOVABLE EQUIPMENT DELIVERED IN TRUNK:

SPARE TIRE: (SIZE) P205/55R16

TIRE JACK:

LUG WRENCH:

TOOL BOX: (SIZE) _____

PARTITIONS: _____

OTHER: _____

REMARKS:

RECORDED BY: Eduardo Maximo Aviles DATE: 1/27/2005

APPROVED BY: Eduardo Maximo Aviles

3.0 DATA SHEETS...Continued

DATA SHEET 2 (1 of 2)

**FMVSS 401 - All trunks except for front trunk compartments with front opening hoods
MANUAL TRUNK RELEASE OPERATION**

VEHICLE MY/MAKE/MODEL/BODY STYLE: 2005 Volkswagen Jetta GLI

VEH. NHTSA NO.: C55802 ; **VIN:** 3VWSE69M35M043108

DATE OF TEST: 1/27/2005

Method used to actuate Interior trunk release: Rotating Handle

Other:

Can test personnel enter trunk and be closed within: Yes No
If Yes, size of occupant: At least 50th percentile male

Is there access to the trunk compartment by folding down rear seat or partition: Yes
 No

Does Release Mechanism require electric power: Yes No

Can release mechanism be easily seen inside the closed trunk: Yes No

Describe method used by vehicle manufacturer to ensure that release mechanism is visible in a closed trunk compartment: Phosphorescence (Phosphorescence, auxiliary lighting, etc)

Describe laboratory test method used to determine visibility of release mechanism:
Trunk entry (Trunk entry, darkened room, etc.)

Vehicle Stationary (0 km/h)	Force Required to Release Trunk Lid (Newtons) [no requirement]	Trunk Released from All latching positions	Pass/Fail
NO KEY IN IGNITION			
Attempt 1	44.1	<input checked="" type="radio"/> Yes <input type="radio"/> No	<input checked="" type="radio"/> Pass <input type="radio"/> Fail
Attempt 2	44.1	<input checked="" type="radio"/> Yes <input type="radio"/> No	<input checked="" type="radio"/> Pass <input type="radio"/> Fail
Attempt 3	44.1	<input checked="" type="radio"/> Yes <input type="radio"/> No	<input checked="" type="radio"/> Pass <input type="radio"/> Fail
Average -	44.1		

3.0 DATA SHEETS....Continued

DATA SHEET 2 (2 of 2)

FMVSS 401 - MANUAL TRUNK RELEASE OPERATION (continued)

NOTE: Interior Trunk Release is a totally mechanical system with its operation and functioning not dependant upon engine operation or vehicle speed. The release mechanism will function identical to that of the stationary vehicle with the no key in the ignition (as previously tested) and thus the following tests were not required to be conducted.

Vehicle Stationary (0 km/h)	Force Required to Release Trunk Lid (Newtons) [no requirement]	Trunk Released from All latching positions	Pass/Fail
ENGINE IDLING <input checked="" type="checkbox"/> Not Applicable			
Attempt 1		<input type="checkbox"/> Yes <input type="checkbox"/> No	<input type="checkbox"/> Pass <input type="checkbox"/> Fail
Attempt 2		<input type="checkbox"/> Yes <input type="checkbox"/> No	<input type="checkbox"/> Pass <input type="checkbox"/> Fail
Attempt 3		<input type="checkbox"/> Yes <input type="checkbox"/> No	<input type="checkbox"/> Pass <input type="checkbox"/> Fail
Average -			

Vehicle Speed (km/h)	Force Required to Release Trunk Lid (Newtons) [no requirement]	Trunk Released from All latching positions	Pass/Fail
10		<input type="checkbox"/> Yes <input type="checkbox"/> No	<input type="checkbox"/> Pass <input type="checkbox"/> Fail
20		<input type="checkbox"/> Yes <input type="checkbox"/> No	<input type="checkbox"/> Pass <input type="checkbox"/> Fail
30		<input type="checkbox"/> Yes <input type="checkbox"/> No	<input type="checkbox"/> Pass <input type="checkbox"/> Fail

Describe method used to propel vehicle:

Pass Fail

REMARKS:

RECORDED BY: Eduardo Maximo Aviles

DATE: 1/27/2005

APPROVED BY: Eduardo Maximo Aviles

3.0 DATA SHEETS....Continued

**DATA SHEET 3
FMVSS 401 -TEST SUMMARY**

	PASS	FAIL	COMMENTS
Automatic or Manual release mechanism inside the trunk compartment. S4.1	Ⓔ	Ⓒ	Manual release.
If manual release, lighting feature is included. S4.2(a)	Ⓔ	Ⓒ	Self Lighting (Phosphorescence)
If automatic release, unlatches trunk lid within 6 minutes. S4.2(b)	Ⓒ	Ⓒ	N/A
Except as provided by S4.3(b), actuation of release mechanism required by S4.1 completely releases trunk lid from all latching positions of the trunk lid latch. S 4.3(a)	Ⓔ	Ⓒ	
For front trunk compartments, front opening hoods, when vehicle is stationary latch releases trunk lid from all locking positions. When moving forward at a speed less than 5km/h, must release the primary latch and may release all latches. At speeds greater than 5km/h must release the primary latch only. S4.3(b)	Ⓒ	Ⓒ	N/A

Ⓔ Pass Ⓒ Fail

RECORDED BY: Eduardo Maximo Aviles


DATE: 1/27/2005

APPROVED BY: Eduardo Maximo Aviles

4.0 - Test Equipment List and Calibration Information

EQUIPMENT	DESCRIPTION	MODEL/SERIAL NO.	CALIBRATION DATE	NEXT CAL. DATE
Force Transducer	Shimpo Force Gauge	Model MF-50 KG	12/09/03	Manufacturer

5.0 - Photographs




Vehicle Front




Vehicle Rear

THE UNIVERSITY OF TEXAS AT AUSTIN
LIBRARY
2000



Certification Label



Trunk Release Handle/Lever

