

REPORT NO. 207-KAR-07-002

**COMPLIANCE TESTING
FOR FMVSS 207**

SEATING SYSTEMS

2009 TOYOTA COROLLA LE
4-DOOR

NHTSA NO.C95103

PREPARED BY:
KARCO ENGINEERING, LLC
9270 HOLLY ROAD
ADELANTO, CALIFORNIA 92301




September 12, 2008

FINAL REPORT


PREPARED FOR:
U.S. DEPARTMENT OF TRANSPORTATION
NATIONAL HIGHWAY TRAFFIC SAFETY ADMINISTRATION
ENFORCEMENT
OFFICE OF VEHICLE SAFETY COMPLIANCE
MAIL CODE: NVS-221
1200 NEW JERSEY AVE SE, ROOM W43-498
WASHINGTON, D.C. 20590

This final test report was prepared for the U.S. Department of Transportation, National Highway Traffic Safety Administration, under Contract DTNH22-01-C-31025.

This publication is distributed by the U.S. Department of Transportation, National Highway Traffic Safety Administration in the interest of information exchange. The opinions, findings and conclusions expressed in this publication are those of the author(s) and not necessarily those of the Department of Transportation or the National Highway Traffic Safety Administration. The United States Government assumes no liability for its contents or use thereof. If trade or manufacturers' names or products are mentioned, it is only because they are considered essential to the object of the publication and should not be construed as an endorsement. The United States Government does not endorse products or manufacturers.

Prepared by:  Date: September 12, 2008
Mr. Mark Kratzke, Project Engineer
KARCO Engineering, LLC

Reviewed by:  Date: September 12, 2008
Mr. Mike Dunlap, Project Manager
KARCO Engineering, LLC

Approved by:  Date: September 12, 2008
Mr. Frank D. Richardson, Program Manager
KARCO Engineering, LLC

FINAL REPORT ACCEPTED BY:

Accepted By: _____

Acceptance Date: 10/29/08

Technical Report Documentation Page

1. <i>Report No.</i> 207-KAR-07-002	2. <i>Government Accession No.</i>	3. <i>Recipient's Catalog No.</i>	
4. <i>Title and Subtitle</i> Final Report of FMVSS 207 Compliance Testing of a 2009 Toyota Corolla 4-door NHTSA NO. C95103		5. <i>Report Date</i> September 12, 2008	
		6. <i>Performing Organization Code</i> KAR	
7. <i>Author(s)</i> Mr. Mike Dunlap, Director of Operations, KARCO Mr. Mark Kratzke, Project Engineer, KARCO		8. <i>Performing Organization Report No.</i> 207-KAR-07-002	
9. <i>Performing Organization Name and Address</i> KARCO Engineering, LLC 9270 Holly Road Adelanto, California 92301		10. <i>Work Unit No.</i>	
		11. <i>Contract or Grant No.</i> DTNH22-01-C-31025	
12. <i>Sponsoring Agency Name and Address</i> U.S. Department of Transportation National Highway Traffic Safety Administration Enforcement Office of Vehicle Safety Compliance Mail Code: NVS-221 1200 New Jersey Ave SE, Room W43-410 Washington, D.C. 20590		13. <i>Type of Report and Period</i> September 11 thru September 12, 2008	
		14. <i>Sponsoring Agency Code</i> NVS-221	
15. <i>Supplementary Notes</i>			
16. <i>Abstract</i> Compliance tests were conducted on the subject 2009 Toyota Corolla 4-Door in accordance with the specifications of the Office of Vehicle Safety Compliance Test Procedure No. TP-207-09 for the determination of FMVSS 207 Compliance. Test failures identified were as follows: None.			
17. <i>Key Words</i> Compliance Testing Safety Engineering FMVSS 207		18. <i>Distribution Statement</i> Copies of this report are available from: National Highway Traffic Safety Admin. Technical Information Services (TIS) Mail Code: NVS-221 1200 New Jersey Ave SE, Room W43-410 Washington, D.C. 20590	
19. <i>Security Classification (of this report)</i> UNCLASSIFIED	20. <i>Security Classification (of this page)</i> UNCLASSIFIED	21. <i>No. of Pages</i> 100	22. <i>Price</i>

Form DOT F1700.7 (8-72)

TABLE OF CONTENTS

<u>Section</u>		<u>Page</u>
1	Purpose of Compliance Test	1
2	Compliance Test Procedure and Data Summary	2
3	Compliance Test Data	4
4	No Compliance Data (if applicable)	--

Appendix

A	Photographs
B	Data Plots
C	Test Equipment List and Calibration Information

LIST OF DATA SHEETS

<u>Data Sheet</u>		<u>Page</u>
1	Test Vehicle Receiving Inspection	5
2	Seating System Test Results	6
3	Seat Back Angles	8
4	Report of Vehicle Condition at the Completion of Testing	9

LIST OF PHOTOGRAPHS

<u>Figure</u>		<u>Page</u>
A-1	Right Front $\frac{3}{4}$ view, As Received	A-1
A-2	Left Side, As Received	A-1
A-3	Left Rear $\frac{3}{4}$ view, As Received	A-2
A-4	Right Side, As Received	A-2
A-5	Manufacturer's Label	A-3
A-6	Vehicle Tire Placard	A-3
A-7	Vehicle Mounted in Test Fixture	A-4
A-8	Vehicle Mounted in Test Fixture	A-4
A-9	Vehicle Mounted in Test Fixture	A-5
A-10	Vehicle Mounted in Test Fixture	A-5
A-11	Aft Moment on Seat Back, P1, Pre-Test	A-6
A-12	Aft Moment on Seat Back, P1, Post-Test	A-6
A-13	Aft Moment on Seat Back, P2, Pre-Test	A-7
A-14	Aft Moment on Seat Back, P2, Post-Test	A-7
A-15	Forward Load on Seat Frame and Adjusters , P1, Pre-Test	A-8
A-16	Forward Load on Seat Frame and Adjusters, P1, Post-Test	A-8
A-17	Forward Load on Seat Frame and Adjusters , P2, Pre-Test	A-9
A-18	Forward Load on Seat Frame and Adjusters, P2, Post-Test	A-9
A-19	Aft Load on Seat Frame and Adjusters, P1, Pre-Test	A-10
A-20	Aft Load on Seat Frame and Adjusters, P1, Post-Test	A-10
A-21	Aft Load on Seat Frame and Adjusters, P2, Pre-Test	A-11
A-22	Aft Load on Seat Frame and Adjusters, P2, Post-Test	A-11
A-23	207/210 Forward Load on Seat Frame and Adjusters, P1, Pre-Test	A-12
A-24	207/210 Forward Load on Seat Frame and Adjusters, P1, Post-Test	A-12
A-25	207/210 Forward Load on Seat Frame and Adjusters, P2, Pre-Test	A-13
A-26	207/210 Forward Load on Seat Frame and Adjusters, P2, Post-Test	A-13
A-27	Aft Moment Seat Back, P4, Pre-Test	A-14
A-28	Aft Moment on Seat Back, P4,Post-Test	A-14
A-29	Aft Moment on Seat Back, P3, Pre-Test	A-15
A-30	Aft Moment on Seat Back, P3, Post-Test	A-15
A-31	Forward Load on Seat Back and Seat Cushion, P4, Pre-Test	A-16

LIST OF PHOTOGRAPHS (Continued)

<u>Figure</u>		<u>Page</u>
A-32	Forward Load on Seat Back and Seat Cushion, P4, Post-Test	A-16
A-33	Forward Load on Seat Back and Seat Cushion, P3 , Pre-Test	A-17
A-34	Forward Load on Seat Back and Seat Cushion, P3 , Post-Test	A-17
A-35	Aft Load on Seat Back and Seat Cushion, P4, Pre-Test	A-18
A-36	Aft Load on Seat Back and Seat Cushion, P4, Post-Test	A-18
A-37	Aft Load on Seat Back and Seat Cushion, P3, Pre-Test	A-19
A-38	Aft Load on Seat Back and Seat Cushion, P3, Post-Test	A-19
A-39	Floor Pan Anchors, P1 Overall, Pre-Test	A-20
A-40	Floor Pan Anchors, P1 Overall, Post-Test	A-20
A-41	Seat Anchors, P1 Overall, Pre-Test	A-21
A-42	Seat Anchors, P1 Overall, Post-Test	A-21
A-43	Floor Pan Anchor, P1, Pre-Test	A-22
A-44	Floor Pan Anchor, P1, Post-Test	A-22
A-45	Seat Anchor, P1, Pre-Test	A-23
A-46	Seat Anchor, P1, Post-Test	A-23
A-47	Floor Pan Anchor, P1, Pre-Test	A-24
A-48	Floor Pan Anchor, P1, Post-Test	A-24
A-49	Seat Anchor, P1, Pre-Test	A-25
A-50	Seat Anchor, P1, Post-Test	A-25
A-51	Floor Pan Anchor, P1, Pre-Test	A-26
A-52	Floor Pan Anchor, P1, Post-Test	A-26
A-53	Seat Anchor, P1, Pre-Test	A-27
A-54	Seat Anchor, P1, Post-Test	A-27
A-55	Floor Pan Anchor, P1, Pre-Test	A-28
A-56	Floor Pan Anchor, P1, Post-Test	A-28
A-57	Seat Anchor, P1, Pre-Test	A-29
A-58	Seat Anchor, P1, Post-Test	A-29
A-59	Shoulder Belt Anchor, P1, Pre-Test	A-30
A-60	Shoulder Belt Anchor, P1, Post-Test	A-30
A-61	Shoulder Belt Anchor, P1, Pre-Test	A-31
A-62	Shoulder Belt Anchor, P1, Post-Test	A-31

LIST OF PHOTOGRAPHS (Continued)

<u>Figure</u>		<u>Page</u>
A-63	Belt Anchor, P1, Pre-Test	A-32
A-64	Belt Anchor, P1, Post-Test	A-32
A-65	Belt Anchor, P1, Pre-Test	A-33
A-66	Belt Anchor, P1, Post-Test	A-33
A-67	Floor Pan Anchors, P2 Overall, Pre-Test	A-34
A-68	Floor Pan Anchors, P2 Overall, Post-Test	A-34
A-69	Seat Anchors, P2 Overall, Pre-Test	A-35
A-70	Seat Anchors, P2 Overall, Post-Test	A-35
A-71	Floor Pan Anchor, P2, Pre-Test	A-36
A-72	Floor Pan Anchor, P2, Post-Test	A-36
A-73	Seat Anchor, P2, Pre-Test	A-37
A-74	Seat Anchor, P2, Post-Test	A-37
A-75	Floor Pan Anchor, P2, Pre-Test	A-38
A-76	Floor Pan Anchor, P2, Post-Test	A-38
A-77	Seat Anchor, P2 , Pre-Test	A-39
A-78	Seat Anchor, P2, Post-Test	A-39
A-79	Floor Pan Anchor, P2, Pre-Test	A-40
A-80	Floor Pan Anchor, P2, Post-Test	A-40
A-81	Seat Anchor, P2, Pre-Test	A-41
A-82	Seat Anchor, P2,Post-Test	A-41
A-83	Floor Pan Anchor, P2, Pre-Test	A-42
A-84	Floor Pan Anchor, P2, Post-Test	A-42
A-85	Seat Anchor, P2, Pre-Test	A-43
A-86	Seat Anchor, P2, Post-Test	A-43
A-87	Shoulder Belt Anchor, P2, Pre-Test	A-44
A-88	Shoulder Belt Anchor, P2, Post-Test	A-44
A-89	Shoulder Belt Anchor, P2, Pre-Test	A-45
A-90	Shoulder Belt Anchor, P2, Post-Test	A-45
A-91	Shoulder Belt Anchor, P2, Pre-Test	A-46
A-92	Shoulder Belt Anchor, P2, Post-Test	A-46
A-93	Belt Anchor, P2, Pre-Test	A-47

LIST OF PHOTOGRAPHS (Continued)

<u>Figure</u>		<u>Page</u>
A-94	Belt Anchor, P2, Post-Test	A-47
A-95	Floor Pan Anchors, P3 and P4 Overall, Pre-Test	A-48
A-96	Floor Pan Anchors, P3 and P4 Overall, Post-Test	A-48
A-97	Seat Back Anchors, P4, Overall, Pre-Test	A-49
A-98	Seat Back Anchors, P4, Overall, Post-Test	A-49
A-99	Floor Pan Anchor, P4, Pre-Test	A-50
A-100	Floor Pan Anchor, P4, Post-Test	A-50
A-101	Seat Back Anchors, P4, Pre-Test	A-51
A-102	Seat Back Anchors, P4, Post-Test	A-51
A-103	Floor Pan Anchor, P4, Pre-Test	A-52
A-104	Floor Pan Anchor, P4, Post-Test	A-52
A-105	Seat Back Anchors, P4, Pre-Test	A-53
A-106	Seat Back Anchors, P4, Post-Test	A-53
A-107	Floor Pan Anchor, P4, Pre-Test	A-54
A-108	Floor Pan Anchor, P4, Post-Test	A-54
A-109	Seat Back Anchor, P4, Pre-Test	A-55
A-110	Seat Back Anchor, P4, Post-Test	A-55
A-111	Seat Back Anchor, P3 Overall, Pre-Test	A-56
A-112	Seat Back Anchor, P3, Overall, Post-Test	A-56
A-113	Seat Anchor, P4, Pre-Test	A-57
A-114	Seat Anchor, P4, Post-Test	A-57
A-115	Floor Pan Anchor, P4, Pre-Test	A-58
A-116	Floor Pan Anchor, P4, Post-Test	A-58
A-117	Seat Anchor, P4, Pre-Test	A-59
A-118	Seat Anchor, P4, Post-Test	A-59
A-119	Seat Back Anchor, P4, Pre-Test	A-60
A-120	Seat Back Anchor, P4, Post-Test	A-60
A-121	Seat Back Anchor, P4, Pre-Test	A-61
A-122	Seat Back Anchor, P4, Post-Test	A-61
A-123	Seat Back Anchor, P4, Pre-Test	A-62
A-124	Seat Back Anchor, P4, Post-Test	A-62

SECTION 1

PURPOSE OF COMPLIANCE TEST

<u>Figure</u>	LIST OF PHOTOGRAPHS (Continued)	<u>Page</u>
A-125	Seat Cushion Anchors, P3 & P4 Overall, Pre-Test	A-63
A-126	Seat Cushion Anchors, P3 & P4 Overall, Post-Test	A-63
A-127	Seat Cushion Anchors, P4, Pre-Test	A-64
A-128	Seat Cushion Anchors P4, Post-Test	A-64
A-129	Seat Cushion Anchors, P3, Pre-Test	A-65
A-130	Seat Cushion Anchors P3, Post-Test	A-65

<u>Data Plot</u>	LIST OF DATA PLOTS	<u>Page</u>
B-1	FMVSS 207 Aft Moment (Front), Driver Seat	B-1
B-1	FMVSS 207 Aft Moment (Front), Passenger Seat	B-1
B-2	FMVSS 207 Aft Seat Frame and Adjusters (Front), Driver Seat	B-2
B-2	FMVSS 207 Aft Seat Frame and Adjusters (Front), Passenger Seat	B-2
B-3	FMVSS 207 Forward Seat Frame and Adjusters (Front), Driver Seat	B-3
B-3	FMVSS 207 Forward Seat Frame and Adjusters (Front), Passenger Seat	B-3
B-4	FMVSS 207/210 Front Seat, Driver Lap and Shoulder	B-4
B-4	FMVSS 207/210 Front Seat, Passenger Lap and Shoulder	B-4
B-5	FMVSS 207/210 Front Seat, Driver Seat	B-5
B-5	FMVSS 207/210 Front Seat, Passenger Seat	B-5
B-6	FMVSS 207 Aft Moment (Rear) Left and Right	B-6
B-7	FMVSS 207 Aft Load Seat Back (Rear) Left and Right	B-7
B-8	FMVSS 207 Aft Load (Rear) Seat Cushion	B-8
B-9	FMVSS 207 Forward Load Seat Back (Rear) Left and Right	B-9
B-10	FMVSS 207 Forward Load (Rear) Seat Cushion	B-10

1. PURPOSE OF COMPLIANCE TEST

Tests were conducted on a 2009 Toyota Corolla 4-Door manufactured by Toyota Motor Corporation to determine FMVSS 207, "Seating Systems" Compliance data. The purpose of this standard is to reduce the number of deaths and injuries that may be caused by the failure of seats, their attachment hardware, and their installation when said failure results from the forces on the seat in a vehicle impact.

All tests were conducted based on the current National Highway Traffic Safety Administration (NHTSA), Office of Vehicle Safety Compliance (OVSC) Laboratory Procedures, TP-207-09, dated June 18, 1992, and corresponding KARCO Engineering, LLC test procedure KTP-207, dated August 2, 2002. Detailed procedures for receiving, inspecting, testing and reporting of test results are described in the test procedures and are not repeated in this report.

This report is organized in sections containing pertinent test information and data tables as follows:

- Section 2 - Compliance Test Procedure and Data Summary
- Section 3 - Compliance Test Data
- Section 4 - No Compliance Data (if applicable)
- Appendix A - Photographs
- Appendix B - Data Plots
- Appendix C - Test Equipment List and Calibration Information

SECTION 2

COMPLIANCE TEST PROCEDURE and DATA SUMMARY

2. COMPLIANCE TEST PROCEDURE AND DATA SUMMARY

A 2009 Toyota Corolla 4-Door was subjected to FMVSS 207 Compliance testing on September 11 thru September 12, 2008. All tests were conducted at KARCO Engineering, LLC in Adelanto, California. Summary data is shown on Data Sheet No. 2. The following tests were performed:

- Receiving inspection
- Aft moment tests on front seat backs
- Aft load tests on front seat frames and adjusters
- Forward load tests on front seat frames and adjusters
- Forward load tests on front seat frames and adjusters, including FMVSS 210 Loads
- Aft moment tests on rear seat back
- Forward load tests on rear seat back and cushion
- Aft load tests on rear seat back and cushion

The tests were conducted per the FMVSS 207 test procedure. The significant aspects of the test procedure are described in the following paragraphs.

2.1 Test Vehicle Inspection. The test vehicle was inspected to verify that all seat, restraint systems and seat belt assembly anchorage systems are complete and the seat adjusting mechanisms are working properly.

2.2 Test Vehicle Preparation and Pre-test Measurements. The test vehicle was securely mounted to the test fixture and connected to the appropriate number of hydraulic actuators. Lateral spacing of the individual seat anchorages were measured and all other angular and dimensional measurements were verified to be in Compliance with the requirements of the subject safety standards. The components were weighed and their centers of gravity determined.

2.3 Static Load Tests-General Performance Requirements.

When tested in accordance with S5, each occupant seat, other than a side-facing seat or a passenger seat on a bus, shall withstand the following forces:

- (a) In any position to which it can be adjusted — 20 times the weight of the seat applied in a forward longitudinal direction;

2. (Continued)

- (b) In any position to which it can be adjusted — 20 times the weight of the seat applied in a rearward longitudinal direction;
- (c) For a seat belt assembly attached to the seat — the force specified in subparagraph (a), if it is a forward facing seat, or subparagraph (b), if it is a rearward facing seat, in each case applied simultaneously with the forces imposed on the seat by the seat belt assembly when it is loaded in accordance with section S4.2 of Federal Motor Vehicle Safety Standard No. 210; and
- (d) In its rearmost position — a force that produces a 3,300 inch-pound moment about the seating reference point (SRP) for each designated seating position (DSP) that the seat provides, applied to the upper cross-member of the seat back or the upper seat back, in a rearward longitudinal direction for forward-facing seats and in a forward longitudinal direction for rearward-facing seats.
- (e) To meet FMVSS 210 requirements, the anchorages, attachment hardware, and attachment bolts for all Type 2 and automatic seat belt assemblies that are installed to comply with Standard No. 208 (49 CFR 571.208) shall withstand 3,000 pound forces when tested in accordance with S5.2.

SECTION 3
COMPLIANCE TEST DATA

3. COMPLIANCE TEST DATA

The results of FMVSS 207 Compliance tests that were conducted on the 2009 Toyota Corolla 4-Door on September 11 thru September 12, 2008, to determine Compliance with FMVSS 207, "Seating Systems" are presented in this section. No performance failures were identified with the vehicle tested.

DATA SHEET NO. 1
TEST VEHICLE RECEIVING INSPECTION

VEHICLE			
YEAR	2009	MAKE	Toyota
MODEL	Corolla	BODY STYLE	4-Door
NHTSA NO.	C95103	VIN	JTDBL40E29V001449
BUILD DATE	01/08	TEST DATE	09/11/08 – 09/12/08
TEST LABORATORY		KARCO Engineering, LLC.	

1. First Compliance test by laboratory for this vehicle is S207 test.

	Yes	<input checked="" type="checkbox"/>	No (Go to item 2)
*	1.1	Label test vehicle with NHTSA Number	
*	1.2	Verify all options on the “window sticker” are present on the vehicle	
*	1.3	Verify tires and wheel rims are new and the same as listed	
*	1.4	Verify there are no dents or other interior or exterior flaws	
*	1.5	Verify the glove box contains an owner’s manual, warranty document, consumer information, and extra keys	
*	1.6	Verify the vehicle is equipped with the proper fuel filler cap	
*	1.7	If the vehicle has been delivered from the dealer, verify the vehicle has been properly prepared and is in running condition	

2. Verify seat adjusters are working

	<input checked="" type="checkbox"/>	Yes	<input type="checkbox"/>	No
--	-------------------------------------	-----	--------------------------	----

3. Verify there is a seat belt at each seating position

	<input checked="" type="checkbox"/>	Yes	<input type="checkbox"/>	No
--	-------------------------------------	-----	--------------------------	----

4. Without disturbing the integrity of each seat belt and anchorage, verify that each seat belt is attached to the anchorage. For seat belts that are attached to the seat, also verify the seats are attached to the seat anchors and the seat anchors are attached to the vehicle.

	<input checked="" type="checkbox"/>	Yes	<input type="checkbox"/>	No
--	-------------------------------------	-----	--------------------------	----

RESULTS OR RECEIVING INSPECTION:

PASS - -	<input checked="" type="checkbox"/>
FAIL - -	<input type="checkbox"/>
CONDITIONAL - -	<input type="checkbox"/>

REMARKS:

* Vehicle had previously been tested to FMVSS 111.

RECORDED BY: Mark Kratzke DATE: 09/12/08

APPROVED BY: Mike Dunlap DATE: 09/12/08

DATA SHEET NO. 2
SEATING SYSTEM TEST RESULTS

VEHICLE			
YEAR	2008	MAKE	Toyota
MODEL	Corolla	BODY STYLE	4-Door
NHTSA NO.	C95103	VIN	JTDBL40E29V001449
BUILD DATE	01/08	TEST DATE	09/11/08 – 09/12/08
TEST LABORATORY		KARCO Engineering, LLC.	

LEGEND: Wa - Weight of Seat Assembly
 Wb - Weight of Seat Back
 Wc - Weight of Seat Cushion
 Z - Distance from Seat SRP to Uppermost Crossmember = 16.0 "

FOR FRONT BUCKET SEATS - - LEFT SIDE

COMPONENT	LOAD DIRECTION	COMPONENT WEIGHT (lbs)	REQUIRED LOAD (lbs)	ACTUAL LOAD (lbs)	PEAK MOMENT (in-lbs)	ATTACHMENT (PASS/FAIL)
Seat Back	Forward	Wb=N/A	20 x Wb = N/A	N/A	N/A	N/A
Seat Assy.	Forward	Wa = 50	20 x Wa = 1000	1036.8	N/A	PASS
	Rearward	Wa =50	20 x Wa = 1000	1029.6	N/A	PASS
Seat Back Moment	Rearward	N/A	3275 in-lb/Z	210.0	3360.0	PASS

FOR FRONT BUCKET SEATS - - RIGHT SIDE

COMPONENT	LOAD DIRECTION	COMPONENT WEIGHT (lbs)	REQUIRED LOAD (lbs)	ACTUAL LOAD (lbs)	PEAK MOMENT (in-lbs)	ATTACHMENT (PASS/FAIL)
Seat Back	Forward	Wb=N/A	20 x Wb = N/A	N/A	N/A	N/A
Seat Assy.	Forward	Wa = 50	20 x Wa = 1000	1052.3	N/A	PASS
	Rearward	Wa = 50	20 x Wa = 1000	1025.8	N/A	PASS
Seat Back Moment	Rearward	N/A	3275 in-lb/Z	214.0	3424.0	PASS

DATA SHEET NO. 2 (Continued)

FOR FRONT BUCKET SEATS - - COMBINED

COMPONENT	LOAD DIRECTION	COMPONENT WEIGHT (lbs)	REQUIRED LOAD (lbs)	ACTUAL LOAD (lbs)	ATTACHMENT (PASS/FAIL)
Driver Lap Belt	Forward	N/A	3,000 lbs, +0, -50	3072.8	PASS
Driver Shoulder Belt	Forward	N/A	3,000 lbs, +0, -50	3093.8	PASS
Passenger Lap Belt	Forward	N/A	3,000 lbs, +0, -50	3090.0	PASS
Passenger Shoulder Belt	Forward	N/A	3,000 lbs, +0, -50	3059.6	PASS
Driver Seat Assembly	Forward	Wa = 50	20 x Wa = 1000	1035.1	PASS
Passenger Seat Assembly	Forward	Wa = 50	20 x Wa = 1000	1065.3	PASS

LEGEND: Wa - Weight of Seat Assembly
Wb - Weight of Seat Back
Wc - Weight of Seat Cushion
Z - Distance from Seat SRP to Uppermost Crossmember = 16.0 "

FOR REAR BENCH SEAT:-

COMPONENT	LOAD DIRECTION	COMPONENT WEIGHT (lbs)	REQUIRED LOAD (lbs)	ACTUAL LOAD (lbs)	PEAK MOMENT (in-lbs)	ATTACHMENT (PASS/FAIL)
Seat Back Left	Rearward	Wb = 10	20 x Wb =200	220.8	N/A	PASS
Seat Back Right	Rearward	Wb = 15	20 x Wb =300	318.4	N/A	PASS
Seat Cushion	Rearward	Wc =10	20 x Wc = 200	218.0	N/A	PASS
Seat Back Moment	Rearward	N/A	3275 in-lb/Z	221.6	3545.6	PASS
		N/A	3275 in-lb/z	333.4	5334.4	PASS
Seat Back Left	Forward	Wb = 10	20 x Wb =200	216.1	N/A	PASS
Seat Back Right	Forward	Wb = 15	20 x Wb =300	317.9	N/A	PASS
Seat Cushion	Forward	Wc =10	20 x Wc = 200	213.9	N/A	PASS

COMMENTS: - None

RECORDED BY: Mark Kratzke DATE: 09/12/08

APPROVED BY: Mike Dunlap DATE: 09/12/08

**DATA SHEET NO. 3
SEAT BACK ANGLES**

VEHICLE			
YEAR	2009	MAKE	Toyota
MODEL	Corolla	BODY STYLE	4-Door
NHTSA NO.	C95103	VIN	JTDBL40E29V001449
BUILD DATE	01/08	TEST DATE	09/11/08 – 09/12/08
TEST LABORATORY		KARCO Engineering, LLC.	

LAP BELT ANCHORAGES:

SEAT	SEATING POSITION	SPECIFIED ANGLE RANGE ABOVE HORIZONTAL	MEASURED ANGLE		DOES BELT SECURELY FIT ON PELVIS?
			I/B	O/B	
FRONT	Left	30 to 75 degrees	48	56	YES
	Center	30 to 75 degrees	N/A	N/A	N/A
	Right	30 to 75 degrees	56	49	YES
REAR	Left	30 to 75 degrees	N/A	N/A	N/A
	Center	30 to 75 degrees	N/A	N/A	N/A
	Right	30 to 75 degrees	N/A	N/A	N/A

SHOULDER BELT ANCHORAGES:

SEAT	SEATING POSITION	SPECIFIED ANGLE RANGE ABOVE OR BELOW HORIZONTAL	MEASURED ANGLE
FRONT	Left	0 – 80 degrees above	66°
		0 – 40 degrees below	
	Right	0 – 80 degrees above	68°
		0 – 40 degrees below	
REAR	Left	0 – 80 degrees above	N/A
		0 – 40 degrees below	N/A
	Center	0 – 80 degrees above	N/A
		0 – 40 degrees below	N/A
	Right	0 – 80 degrees above	N/A
		0 – 40 degrees below	N/A

RECORDED BY: Mark Kratzke DATE: 09/12/08

APPROVED BY: Mike Dunlap DATE: 09/12/08

DATA SHEET NO. 4

REPORT OF VEHICLE CONDITION AT THE COMPLETION OF TESTING

The following vehicle has been subjected to Compliance testing for FMVSS No. **207**

VEHICLE			
NHTSA NO.	C95103	TEST DATE	09/11/08 – 09/12/08
CONTRACT NO.	DTNH22-01-C-31025	VIN	JTDBL40E29V001449
SEAT CONFIGURATION			
VEHICLE OR SEAT MANUFACTURER		Toyota Motor Corporation	
TEST LABORATORY		KARCO Engineering, LLC.	

The vehicle was inspected upon arrival at the laboratory for the test and found to contain all of the equipment listed below. All variances have been reported within 2 working days of vehicle arrival, by letter, to the NHTSA Industrial Property Manager (NAD-30), with a copy to the OVSC COTR. The vehicle is again inspected, after the above test has been conducted, and all changes are noted below. The final condition of the vehicle is also noted in detail.

TEST VEHICLE INFORMATION			
Manufacturer	Toyota Motor Corporation	VIN	JTDBL40E29V001449
Manufacturing Date	01/08	Delivery Date	07/28/08
Dealer	N/A	NHTSA No.	C95103
Odometer Reading (mi.)	63	Fuel Type	GAS
Engine Displacement	1.8 LITER	Cylinders	V-4
Transmission	4-Speed Automatic	Final Drive	4wd
Engine Placement	Transverse	Color	Green
Tire Press./Max. Cap. Front	51 PSI	Cold Tire Press. Front	30 PSI
Tire Press./Max. Cap. Rear	51 PSI	Cold Tire Press. Rear	30 PSI
Recommend Tire Size	P195/65R15	Type of Spare	T135/70R16
Tire Size on Vehicle	P195/65R15	Manufacturer	GOODYEAR
GVWR	1742 Kg.	Cargo Capacity	374 Kg.
GAWR Front	948 Kg.	GAWR Rear	839 Kg.
Air Conditioning	YES	Power Steering	YES
Power Brakes	YES	AM/FM/Cassette	YES
Disc Brakes (Front)	YES	Disc Brakes (Rear)	YES
Power Windows	YES	Tilt Steering	YES
Anti-lock Brakes (ABS)	YES	Power Seats	NO
Driver Airbag	YES	Passenger Airbag	YES

Test Vehicle Condition at the end of testing: **FRONT OF VEHICLE WAS REMOVED, SEATS WERE TESTED.**

RECORDED BY: Mark Kratzke DATE: 09/12/08

APPROVED BY: Mike Dunlap DATE: 09/12/08

APPENDIX A
PHOTOGRAPHS



FIGURE 1. Right Front ¾ View, As Received



FIGURE 2. Left Side, As Received



FIGURE 3. Left Rear $\frac{3}{4}$ View, As Received



FIGURE 4. Right Side, As Received



FIGURE 5. Manufacturer's Label

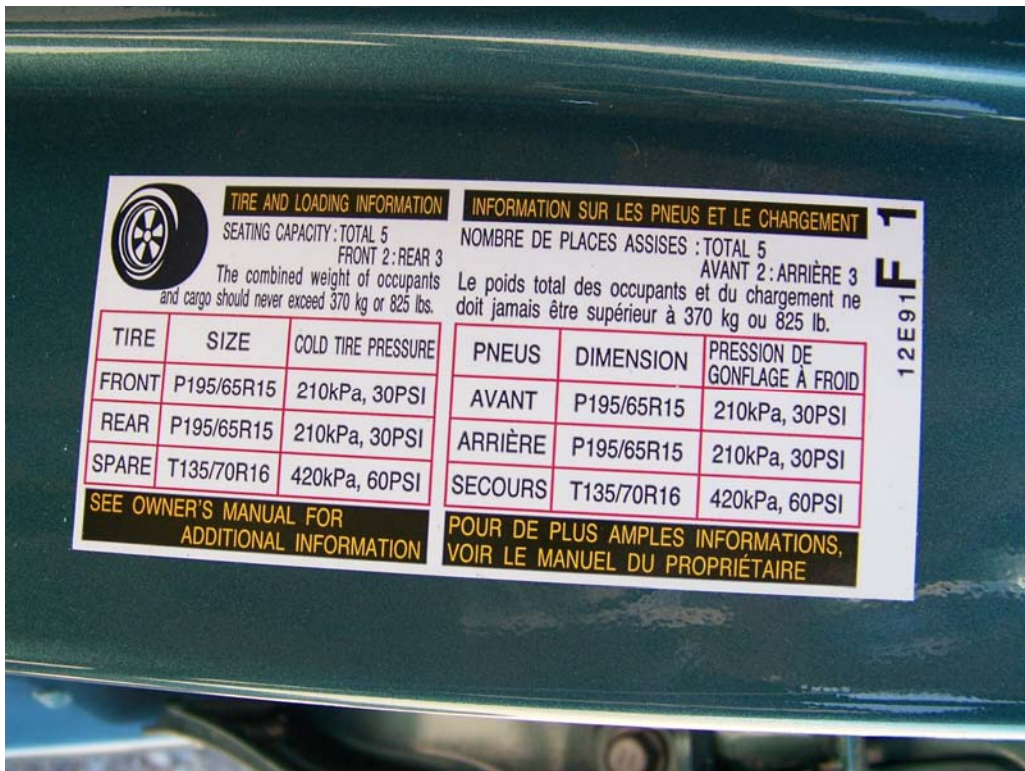


FIGURE 6. Vehicle Tire Placard



FIGURE 7. Vehicle Mounted in Test Fixture




FIGURE 8. Vehicle Mounted in Test Fixture



FIGURE 9. Vehicle Mounted in Test Fixture



FIGURE 10. Vehicle Mounted in Test Fixture



FIGURE 11. Aft Moment on Seat Back, P1, Pre-Test



FIGURE 12. Aft Moment on Seat Back, P1, Post-Test



FIGURE 13. Aft Moment on Seat Back, P2, Pre-Test



FIGURE 14. Aft Moment on Seat Back, P2, Post-Test



FIGURE 15. Forward Load on Seat Frame and Adjusters, P1, Pre-Test



FIGURE 16. Forward Load on Seat Frame and Adjusters, P1, Post-Test



FIGURE 17. Forward Load on Seat Frame and Adjusters, P2, Pre-Test



FIGURE 18. Forward Load on Seat Frame and Adjusters, P2, Post-Test



FIGURE 19. Aft Load on Seat Frame and Adjusters, P1, Pre-Test



FIGURE 20. Aft Load on Seat Frame and Adjusters, P1, Post-Test



FIGURE 21. Aft Load on Seat Frame and Adjusters, P2, Pre-Test



FIGURE 22. Aft Load on Seat Frame and Adjusters, P2, Post-Test



FIGURE 23. 207/210 Forward Load on Seat Frame and Adjusters, P1, Pre-Test



FIGURE 24. 207/210 Forward Load on Seat Frame and Adjusters, P1, Post-Test



FIGURE 25. 207/210 Forward Load on Seat Frame and Adjusters, P2, Pre-Test



FIGURE 26. 207/210 Forward Load on Seat Frame and Adjusters, P2, Post-Test



FIGURE 27. Aft Moment Seat Back (Incorrect Sign), P4, Pre-Test



FIGURE 28. Aft Moment Seat Back (Incorrect Sign), P4, Post-Test



FIGURE 29. Aft Moment Seat Back (Incorrect Sign), P3, Pre-Test



FIGURE 30. Aft Moment Seat Back (Incorrect Sign), P3, Post-Test



FIGURE 31. Forward Load on Seat Back and Seat Cushion, P4, Pre-Test



FIGURE 32. Forward Load on Seat Back and Seat Cushion, P4, Post-Test



FIGURE 33. Forward Load on Seat Back and Seat Cushion, P3, Pre-Test



FIGURE 34. Forward Load on Seat Back and Seat Cushion, P3, Post-Test



FIGURE 35. Aft Load on Seat Back and Seat Cushion, P4, Pre-Test



FIGURE 36. Aft Load on Seat Back and Seat Cushion, P4, Post-Test



FIGURE 37. Aft Load on Seat Back and Seat Cushion, P3, Pre-Test



FIGURE 38. Aft Load on Seat Back and Seat Cushion, P3, Post-Test



FIGURE 39. Floor Pan Anchors, P1 Overall, Pre-Test



FIGURE 40. Floor Pan Anchors, P1 Overall, Post-Test




FIGURE 41. Seat Anchors, P1 Overall, Pre-Test




FIGURE 42. Seat Anchors, P1 Overall, Post-Test



FIGURE 43. Floor Pan Anchor, P1, Pre-Test

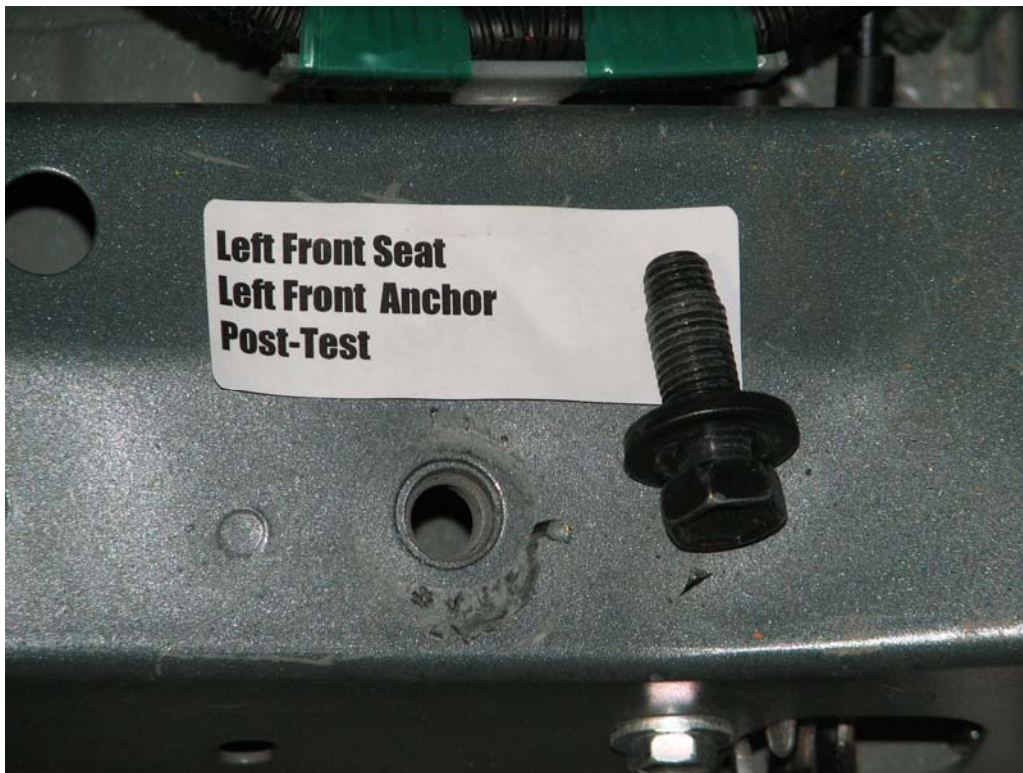


FIGURE 44. Floor Pan Anchor, P1, Post-Test



FIGURE 45. Seat Anchors, P1, Pre-Test



FIGURE 46. Seat Anchors, P1, Post-Test



FIGURE 47. Floor Pan Anchor, P1, Pre-Test



FIGURE 48. Floor Pan Anchor, P1, Post-Test



FIGURE 49. Seat Anchor, P1, Pre-Test



FIGURE 50. Seat Anchor, P1, Post-Test



FIGURE 51. Floor Pan Anchor, P1, Pre-Test



FIGURE 52. Floor Pan Anchor, P1, Post-Test



FIGURE 53. Seat Anchor, P1, Pre-Test



FIGURE 54. Seat Anchor, P1, Post-Test



FIGURE 55. Floor Pan Anchor, P1, Pre-Test



FIGURE 56. Floor Pan Anchor, P1, Post-Test



FIGURE 57. Seat Anchor, P1, Pre-Test



FIGURE 58. Seat Anchor, P1, Post-Test



FIGURE 59. Shoulder Belt Anchor, P1, Pre-Test



FIGURE 60. Floor Pan Anchors, P2 Overall, Post-Test



FIGURE 61. Shoulder Belt Anchor, P1, Pre-Test



FIGURE 62. Shoulder Belt Anchor, P1, Post-Test



FIGURE 63. Belt Anchor, P1, Pre-Test



FIGURE 64. Belt Anchor, P1, Post-Test



FIGURE 65. Belt Anchor, P1, Pre-Test



FIGURE 66. Belt Anchor, P1, Post-Test



FIGURE 67. Floor Pan Anchors, P2 Overall, Pre-Test



FIGURE 68. Floor Pan Anchors, P2 Overall, Post-Test




FIGURE 69. Seat Anchors, P2 Overall, Pre-Test




FIGURE 70. Seat Anchors, P2 Overall, Post-Test



FIGURE 71. Floor Pan Anchor, P2, Pre-Test



FIGURE 72. Floor Pan Anchor, P2, Post-Test



FIGURE 73. Seat Anchor, P2, Pre-Test



FIGURE 74. Seat Anchor, P2, Post-Test



FIGURE 75. Floor Pan Anchor, P2, Pre-Test



FIGURE 76. Floor Pan Anchor, P2, Post-Test



FIGURE 77. Seat Anchor, P2, Pre-Test



FIGURE 78. Seat Anchor, P2, Post-Test



FIGURE 79. Floor Pan Anchor, P2, Pre-Test



FIGURE 80. Floor Pan Anchor, P2, Post-Test



FIGURE 81. Seat Anchor, P2, Pre-Test



FIGURE 82. Seat Anchor, P2, Post-Test



FIGURE 83. Floor Pan Anchor, P2, Pre-Test



FIGURE 84. Floor Pan Anchor, P2, Post-Test



FIGURE 85. Seat Anchor, P2, Pre-Test



FIGURE 86. Seat Anchor, P2, Post-Test



FIGURE 87. Shoulder Belt Anchor, P2, Pre-Test



FIGURE 88. Shoulder Belt Anchor, P2, Post-Test



FIGURE 89. Shoulder Belt Anchor, P2, Pre-Test



FIGURE 90. Shoulder Belt Anchor, P2, Post-Test



FIGURE 91. Shoulder Belt Anchor, P2, Pre-Test



FIGURE 92. Shoulder Belt Anchor, P2, Post-Test



FIGURE 93. Belt Anchor, P2, Pre-Test



FIGURE 94. Belt Anchor, P2, Post-Test



FIGURE 95. Floor Pan Anchors, P3 & P4 Overall, Pre-Test



FIGURE 96. Floor Pan Anchors, P3 & P4 Overall, Post-Test



FIGURE 97. Seat Back Anchors, P4 Overall, Pre-Test



FIGURE 98. Seat Back Anchors, P4 Overall, Post-Test



FIGURE 99. Floor Pan Anchor, P4, Pre-Test



FIGURE 100. Floor Pan Anchor, P4, Post-Test




FIGURE 101. Seat Back Anchor, P4, Pre-Test



FIGURE 102. Seat Back Anchor, P4, Post-Test



FIGURE 103. Floor Pan Anchor, P4, Pre-Test



FIGURE 104. Floor Pan Anchor, P4, Post-Test



FIGURE 105. Seat Back Anchor, P4, Pre-Test



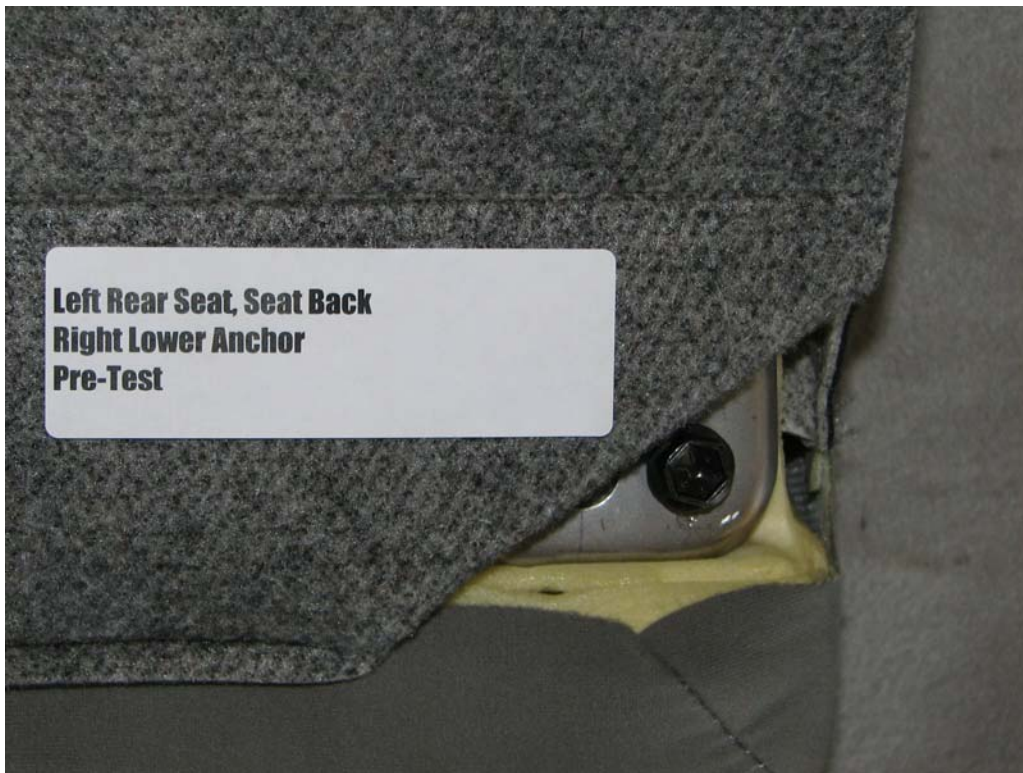
FIGURE 106. Seat Back Anchor, P4, Post-Test



FIGURE 107. Floor Pan Anchor, P4, Pre-Test



FIGURE 108. Floor Pan Anchor, P4, Post-Test



**Left Rear Seat, Seat Back
Right Lower Anchor
Pre-Test**

FIGURE 109. Seat Back Anchor, P4, Pre-Test



**Left Rear Seat, Seat Back
Right Lower Anchor
Post-Test**

**2009 TOYOTA
COROLLA
G95103**



FIGURE 110. Seat Back Anchor, P4, Post-Test



FIGURE 111. Seat Back Anchors, P3 Overall, Pre-Test



FIGURE 112. Seat Back Anchors, P3 Overall, Post-Test



FIGURE 113. Seat Anchor, P4, Pre-Test



FIGURE 114. Seat Anchor, P4, Post-Test



FIGURE 115. Floor Pan Anchor, P4, Pre-Test



FIGURE 116. Floor Pan Anchor, P4, Post-Test



FIGURE 117. Seat Anchor, P4, Pre-Test



FIGURE 118. Seat Anchor, P4, Post-Test



FIGURE 119. Seat Back Anchor, P4, Pre-Test



FIGURE 120. Seat Back Anchor, P4, Post-Test



FIGURE 121. Seat Back Anchor, P4, Pre-Test



FIGURE 122. Seat Back Anchor, P4, Post-Test



FIGURE 123. Seat Back Anchor, P4, Pre-Test



FIGURE 124. Seat Back Anchor, P4, Post-Test



FIGURE 125. Seat Cushion Anchors, P3 & P4 Overall, Pre-Test



FIGURE 126. Seat Cushion Anchors, P3 & P4 Overall, Post-Test



FIGURE 127. Seat Cushion Anchor, P4, Pre-Test



FIGURE 128. Seat Cushion Anchor, P4, Post-Test



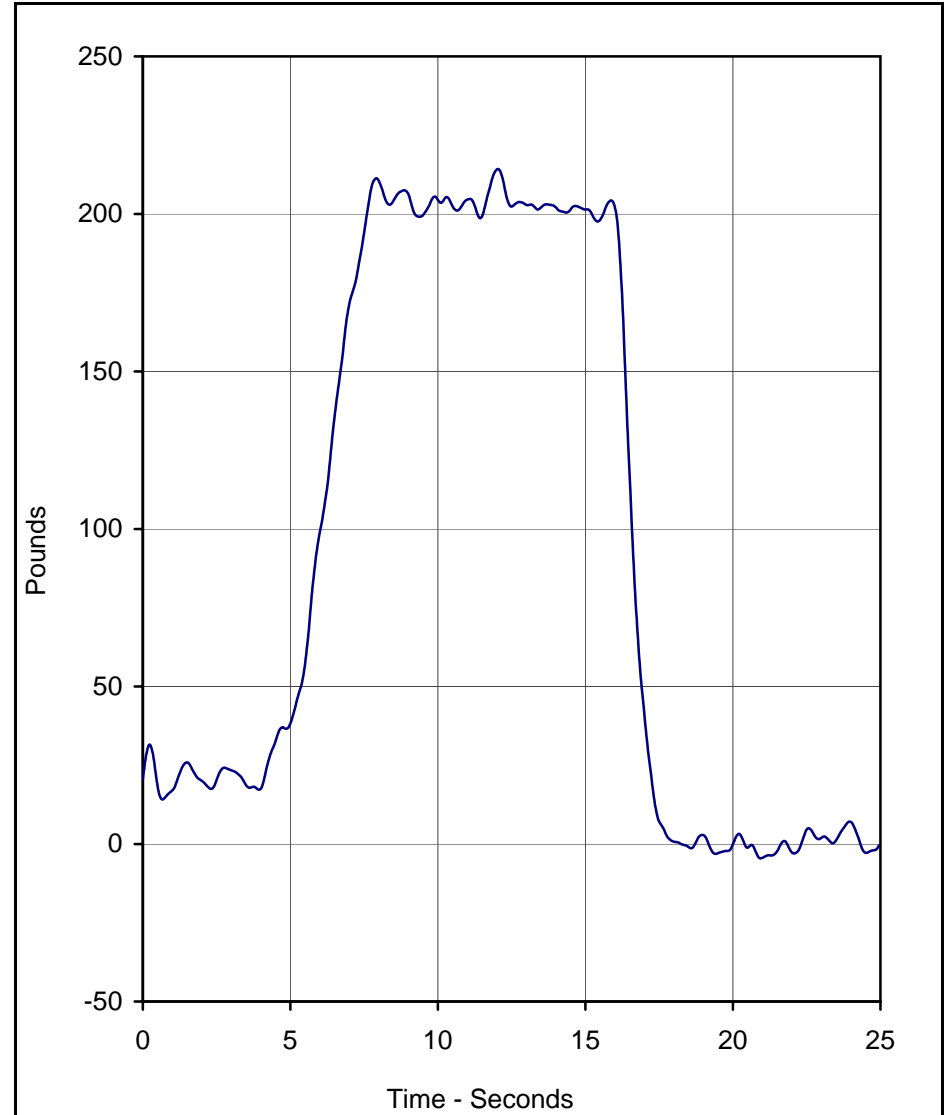
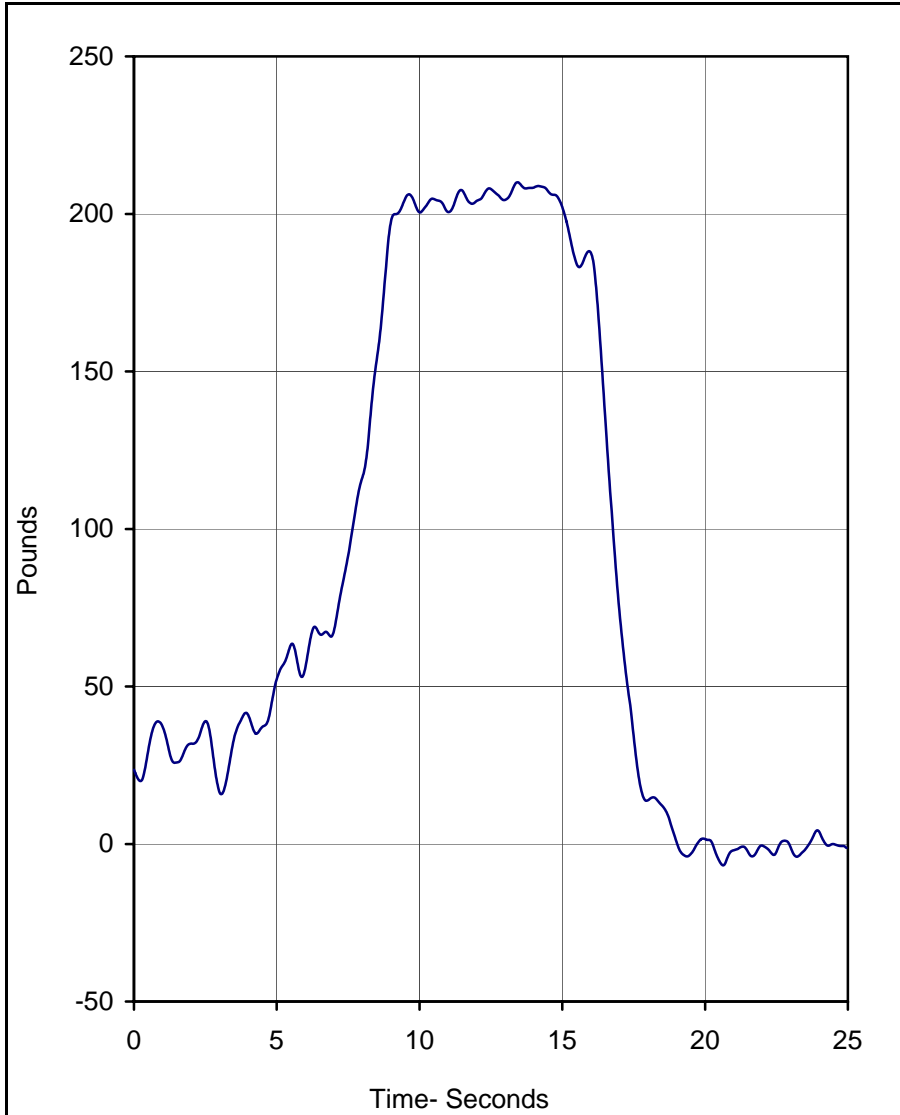
FIGURE 129. Seat Cushion Anchor, P3, Pre-Test



FIGURE 130. Seat Cushion Anchor, P3, Post-Test

APPENDIX B

DATA PLOTS



Curve Description	CURNO	Type
Driver Seat	001	FIL

Curve Description	CURNO	Type
Passenger Seat	002	FIL

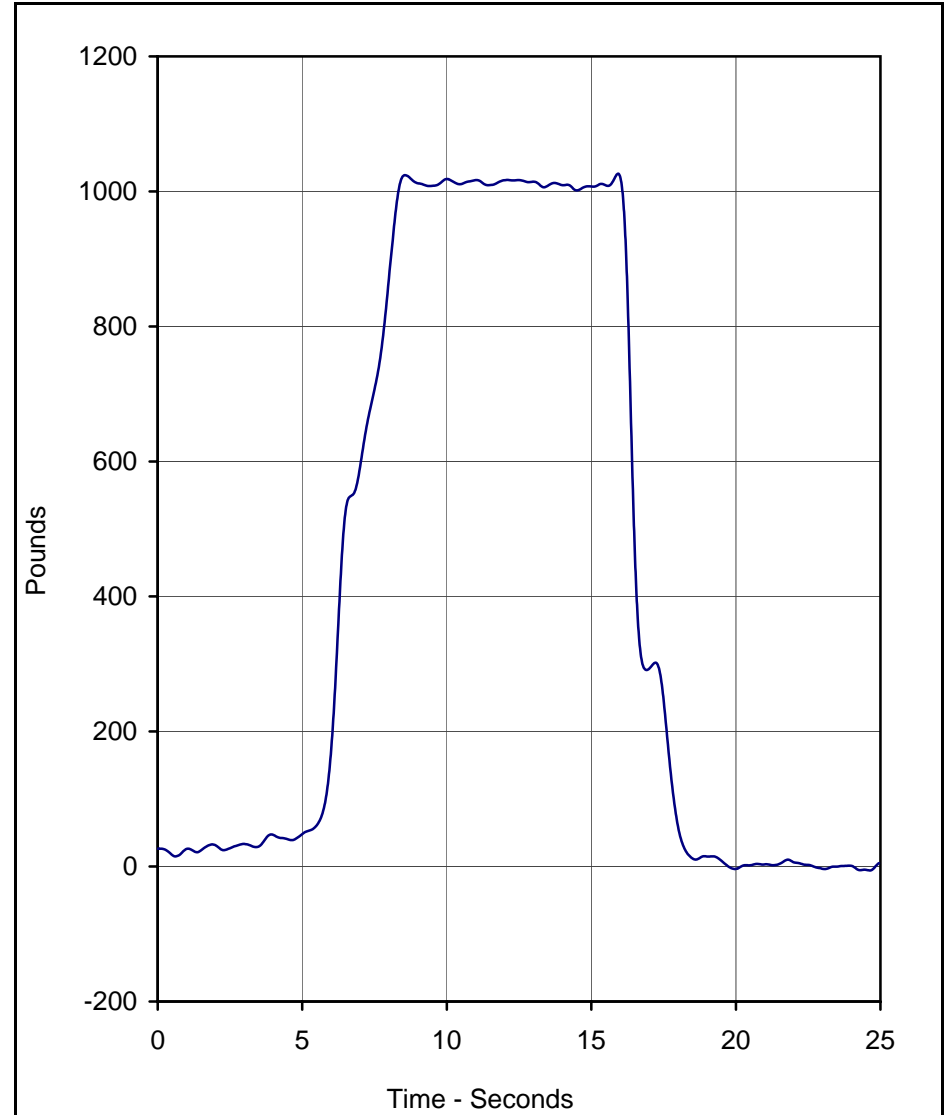
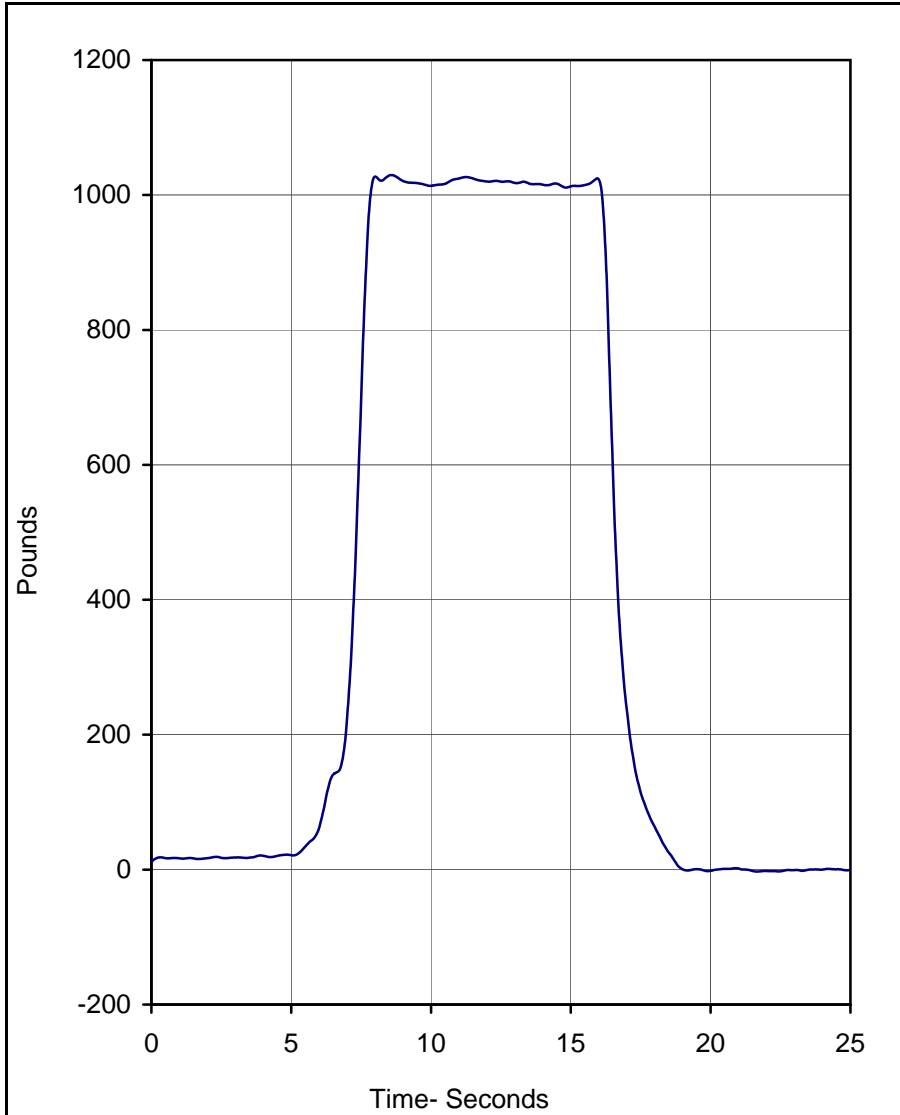
Units	Max	Time	Min	Time	Filter (Hz)
Pounds	210.0	13.5	-6.7	20.7	1

Units	Max	Time	Min	Time	Filter (Hz)
Pounds	214.2	12.1	-4.5	21.0	1

Test Program: FMVSS 207 Aft Moment (Front)
 Test Vehicle: 2009 Toyota Corolla LE 4-Door Sedan

Test Date: 9/11/08
 Project No.: C95103





Curve Description	CURNO	Type
Driver Seat	001	FIL

Curve Description	CURNO	Type
Passenger Seat	002	FIL

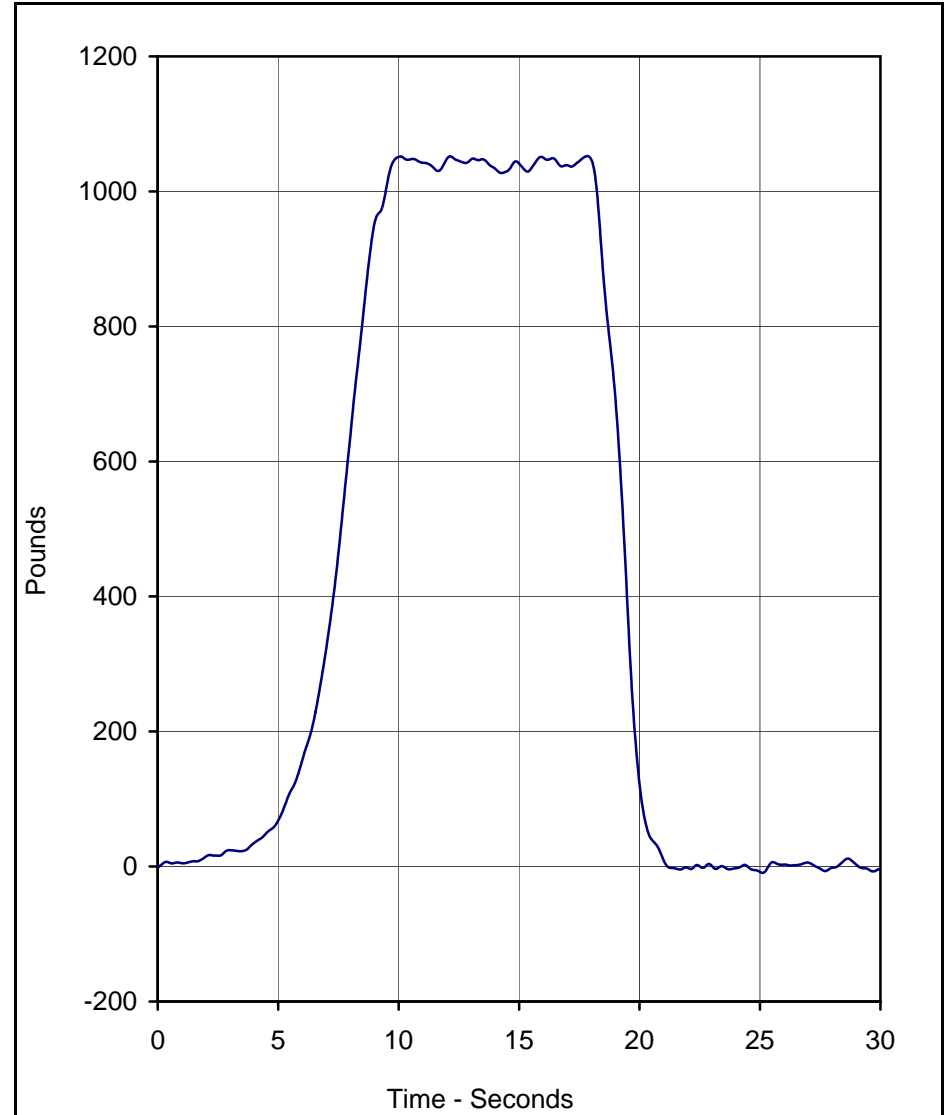
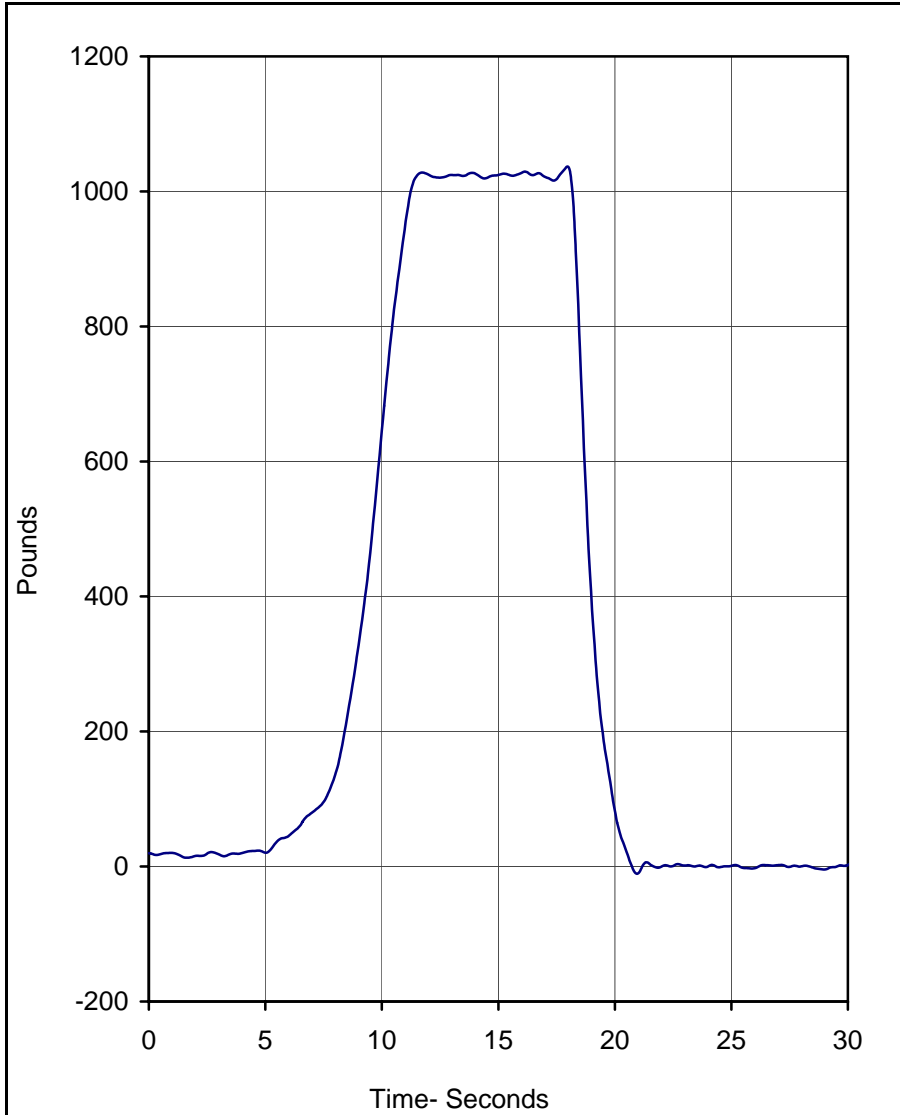
Units	Max	Time	Min	Time	Filter (Hz)
Pounds	1029.6	8.6	-2.8	21.7	1

Units	Max	Time	Min	Time	Filter (Hz)
Pounds	1025.8	15.9	-5.8	24.7	1

Test Program: FMVSS 207 Aft Seat Frame and Adj. (Front)
 Test Vehicle: 2009 Toyota Corolla LE 4-Door Sedan

Test Date: 9/11/08
 Project No.: C95103





Curve Description	CURNO	Type
Driver Seat	001	FIL

Curve Description	CURNO	Type
Passenger Seat	002	FIL

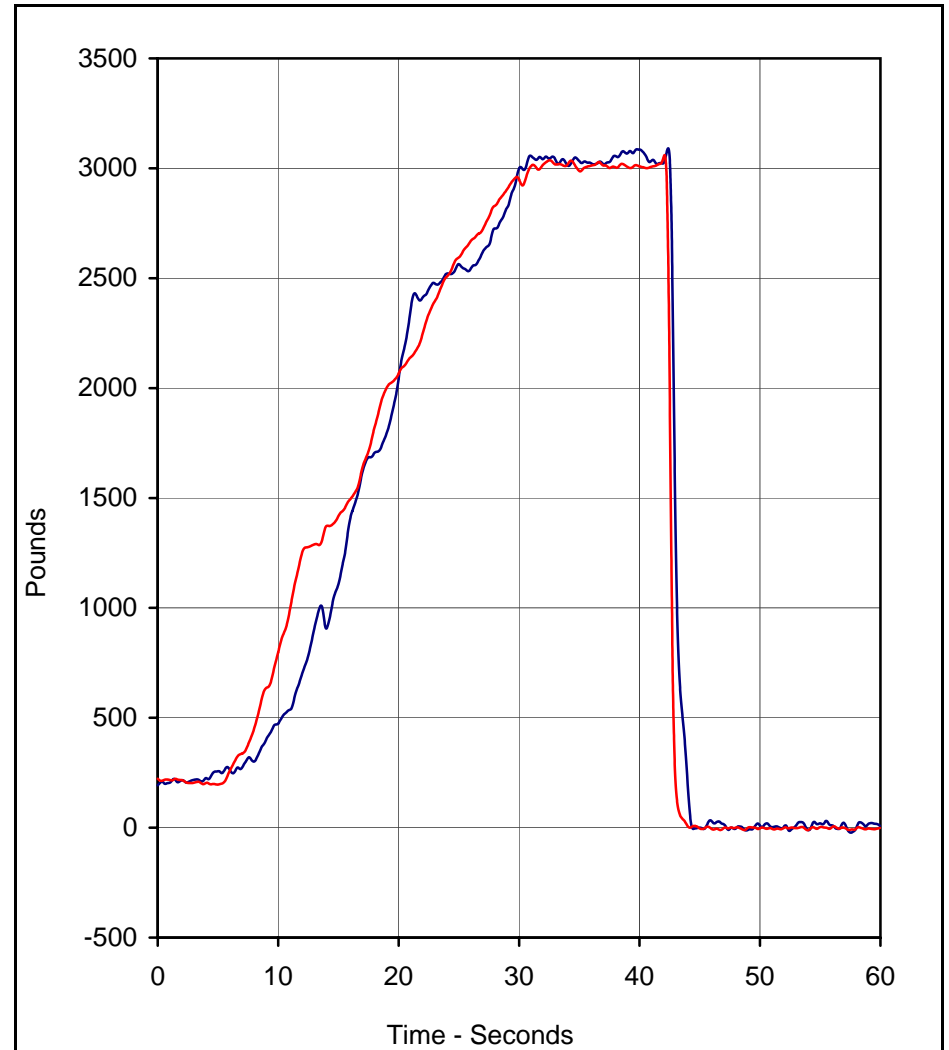
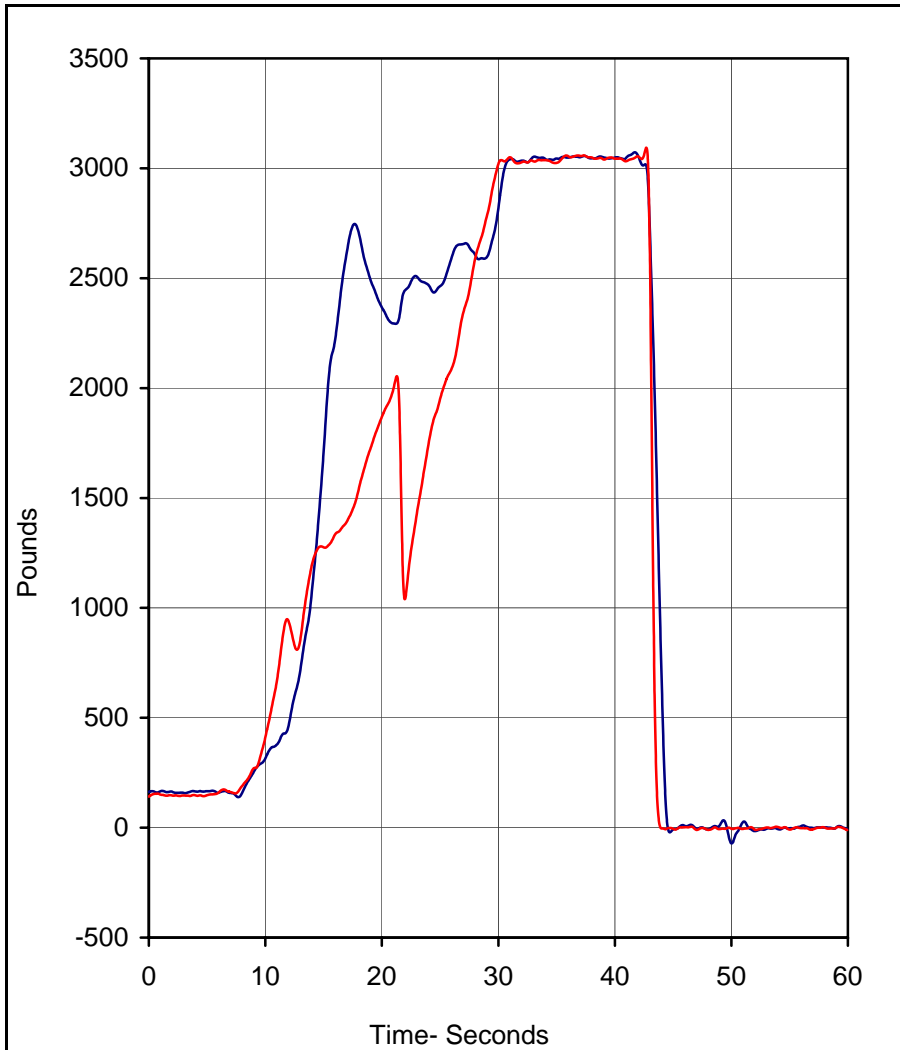
Units	Max	Time	Min	Time	Filter (Hz)
Pounds	1036.8	18.0	-10.9	21.0	1

Units	Max	Time	Min	Time	Filter (Hz)
Pounds	1052.3	17.9	-7.0	25.0	1

Test Program: FMVSS 207 Fwd Seat Frame and Adj. (Front)
 Test Vehicle: 2009 Toyota Corolla LE 4-Door Sedan

Test Date: 9/11/08
 Project No.: C95103





Curve Description	CURNO	Type
Driver Lap Force	001	FIL
Driver Shoulder Force	002	FIL

Curve Description	CURNO	Type
Passenger Lap Force	004	FIL
Passenger Shoulder Force	005	FIL

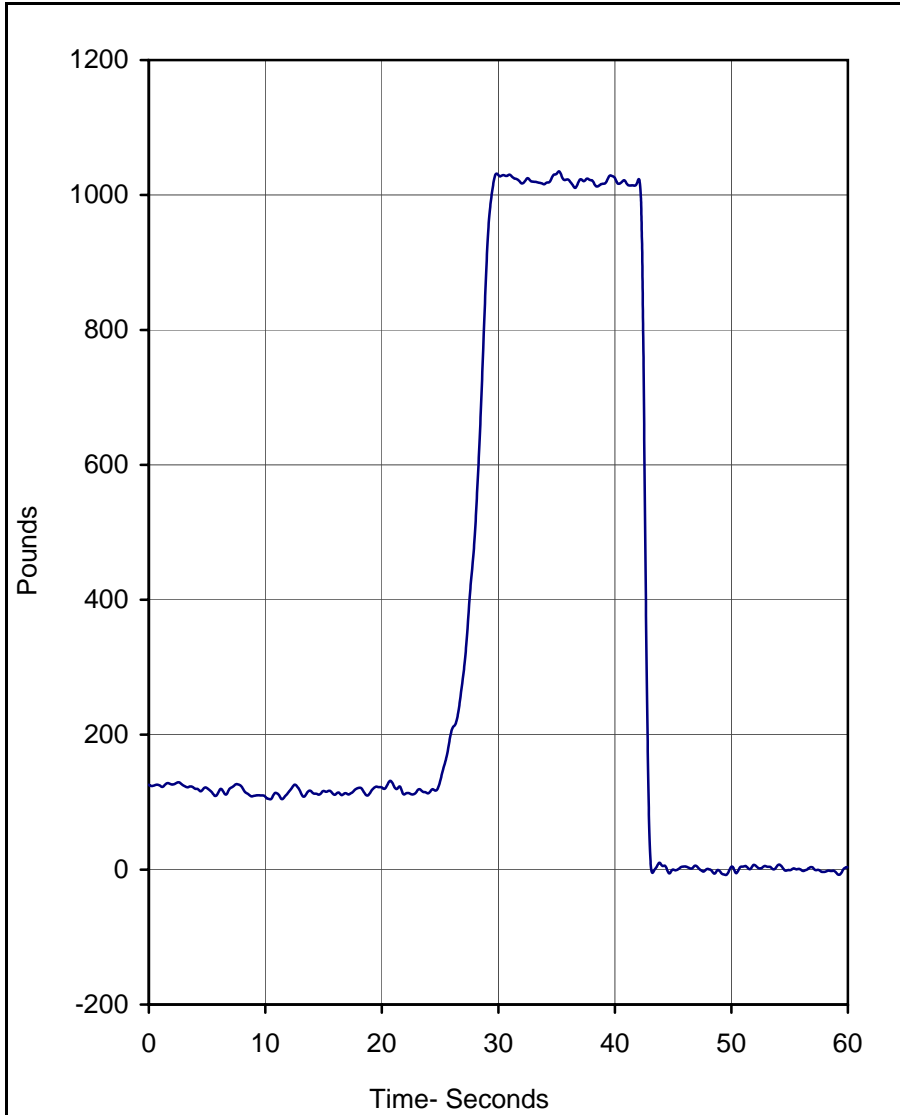
Units	Max	Time	Min	Time	Filter (Hz)
Pounds	3072.8	41.7	-71.5	50.0	1
Pounds	3093.8	42.7	-11.1	60.0	1

Units	Max	Time	Min	Time	Filter (Hz)
Pounds	3090.0	42.4	-22.8	57.6	1
Pounds	3059.6	42.1	-11.3	54.0	1

Test Program: FMVSS 207/210 Front Seats
 Test Vehicle: 2009 Toyota Corolla LE 4-Door Sedan

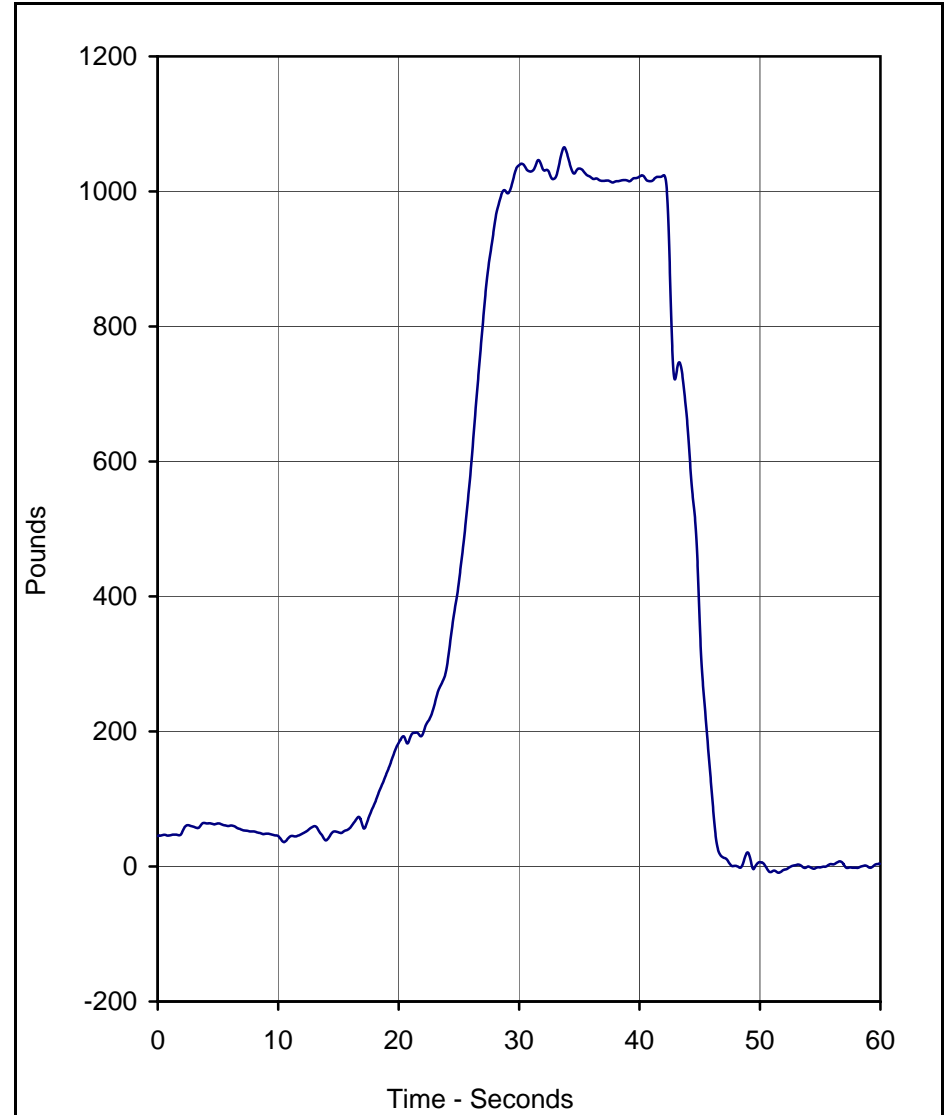
Test Date: 9/12/08
 Project No.: C95103





Curve Description	CURNO	Type
Driver Seat Force	003	FIL

Units	Max	Time	Min	Time	Filter (Hz)
Pounds	1035.1	35.2	-8.0	49.5	1



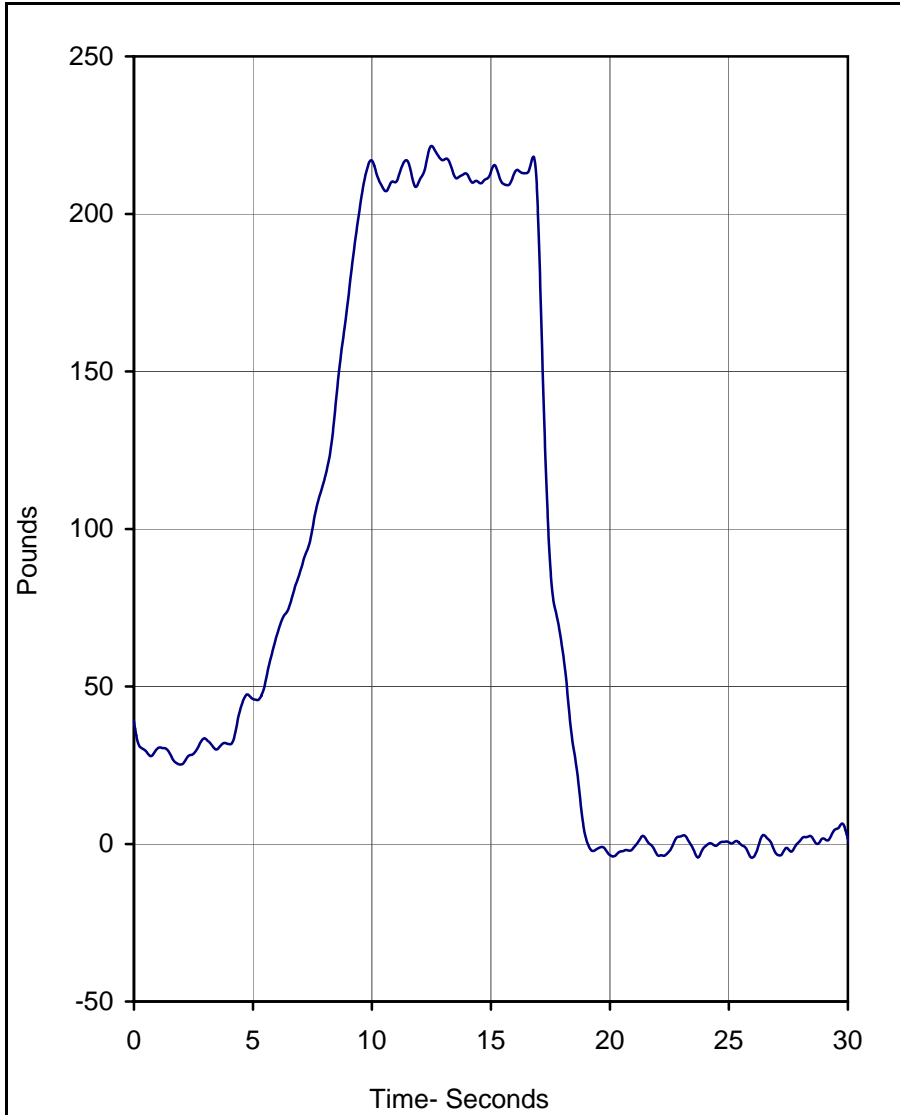
Curve Description	CURNO	Type
Passenger Seat Force	006	FIL

Units	Max	Time	Min	Time	Filter (Hz)
Pounds	1065.3	33.8	-9.3	51.6	1

Test Program: FMVSS 207/210 Front Seats
 Test Vehicle: 2009 Toyota Corolla LE 4-Door Sedan

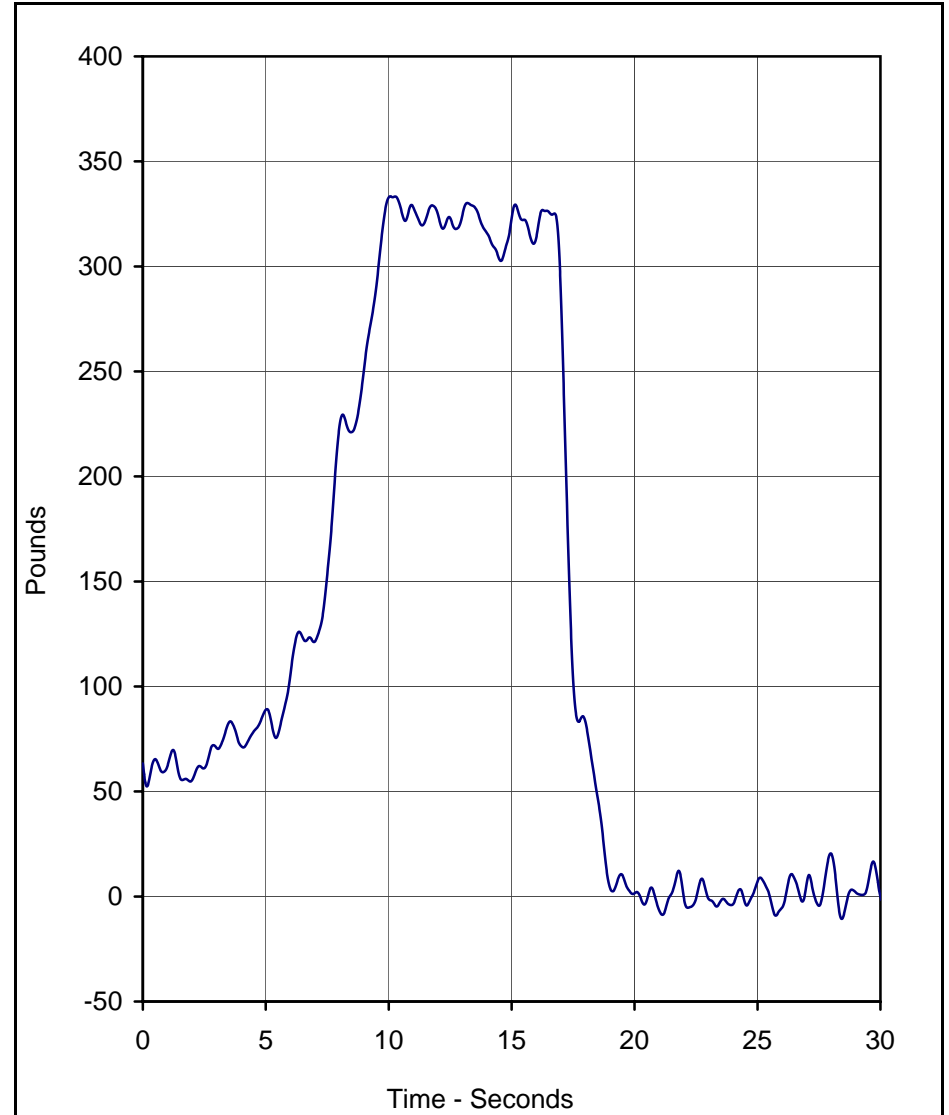
Test Date: 9/12/08
 Project No.: C95103





Curve Description	CURNO	Type
Left Rear Seat Aft Moment	001	FIL

Units	Max	Time	Min	Time	Filter (Hz)
Pounds	221.6	12.5	-4.3	23.7	1



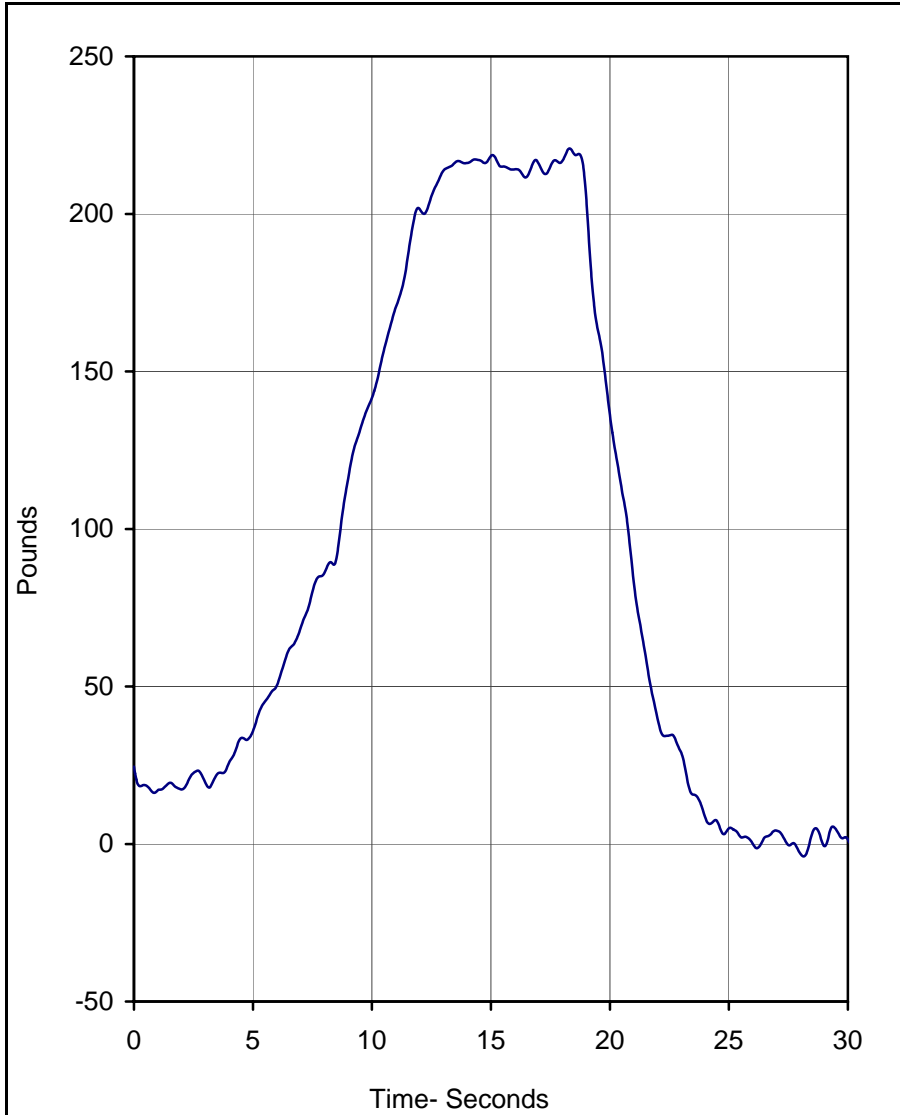
Curve Description	CURNO	Type
Right Rear Seat Aft Moment	002	FIL

Units	Max	Time	Min	Time	Filter (Hz)
Pounds	333.4	10.1	-8.7	21.2	1

Test Program: FMVSS 207 Aft Moment (Rear Seats)
 Test Vehicle: 2009 Toyota Corolla LE 4-Door Sedan

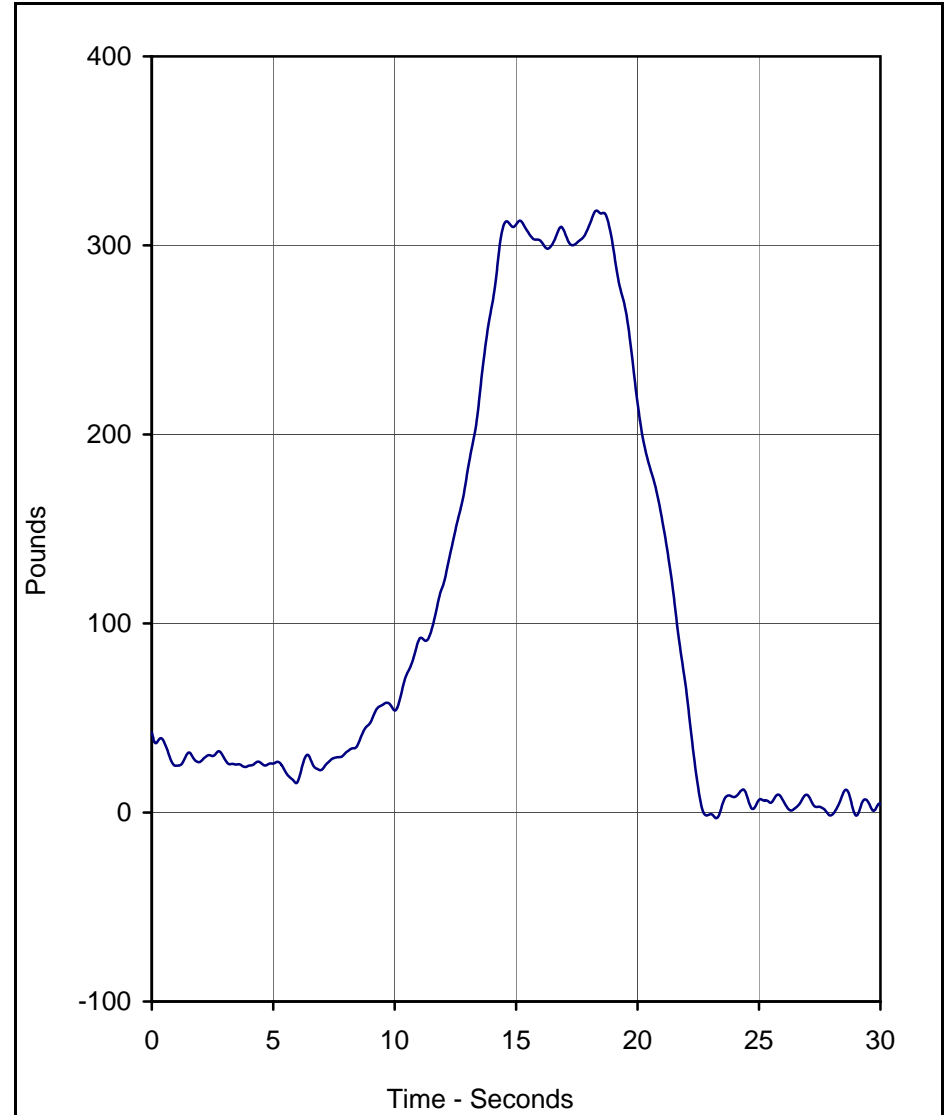
Test Date: 9/12/08
 Project No.: C95103





Curve Description	CURNO	Type
Left Rear Seat	001	FIL

Units	Max	Time	Min	Time	Filter (Hz)
Pounds	220.8	18.3	3.1	24.8	1



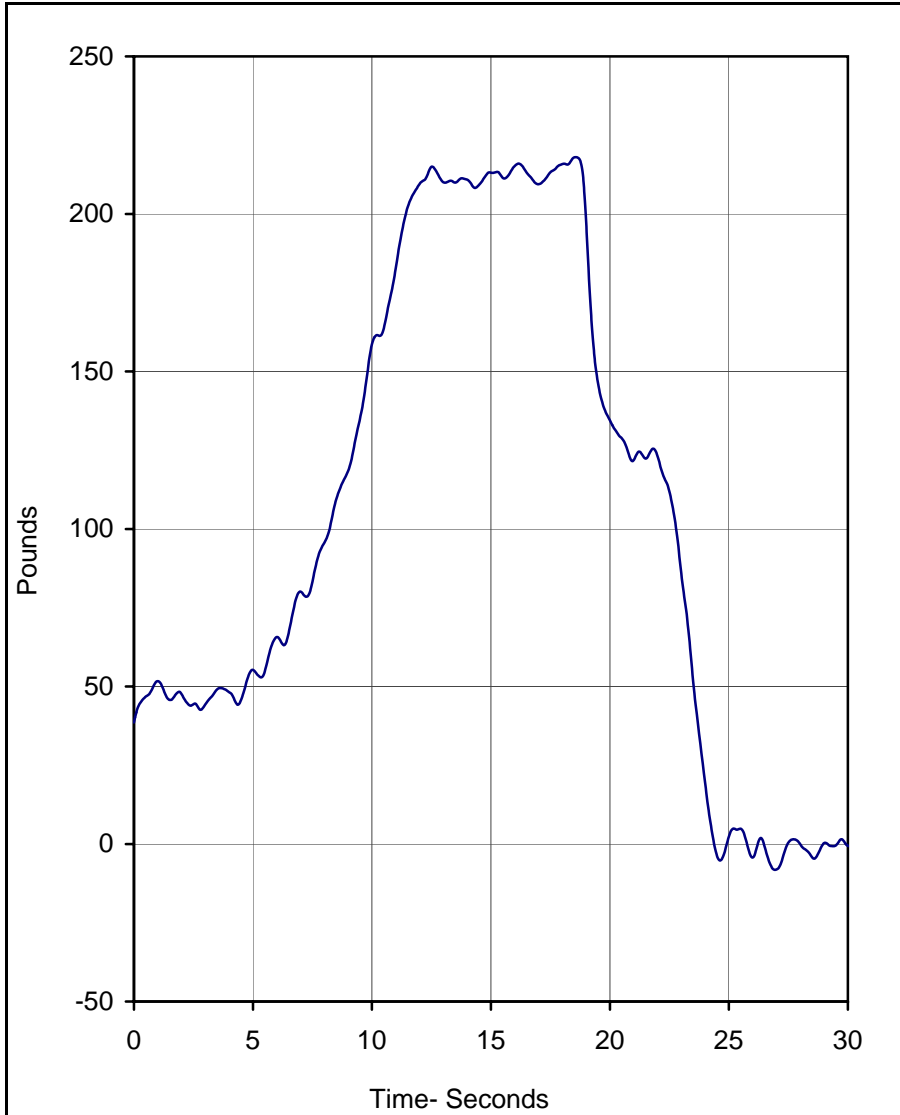
Curve Description	CURNO	Type
Right Rear Seat	002	FIL

Units	Max	Time	Min	Time	Filter (Hz)
Pounds	318.4	18.3	-3.0	23.3	1

Test Program: FMVSS 207 Aft Load Seat Back (Rear)
 Test Vehicle: 2009 Toyota Corolla LE 4-Door Sedan

Test Date: 9/12/08
 Project No.: C95103





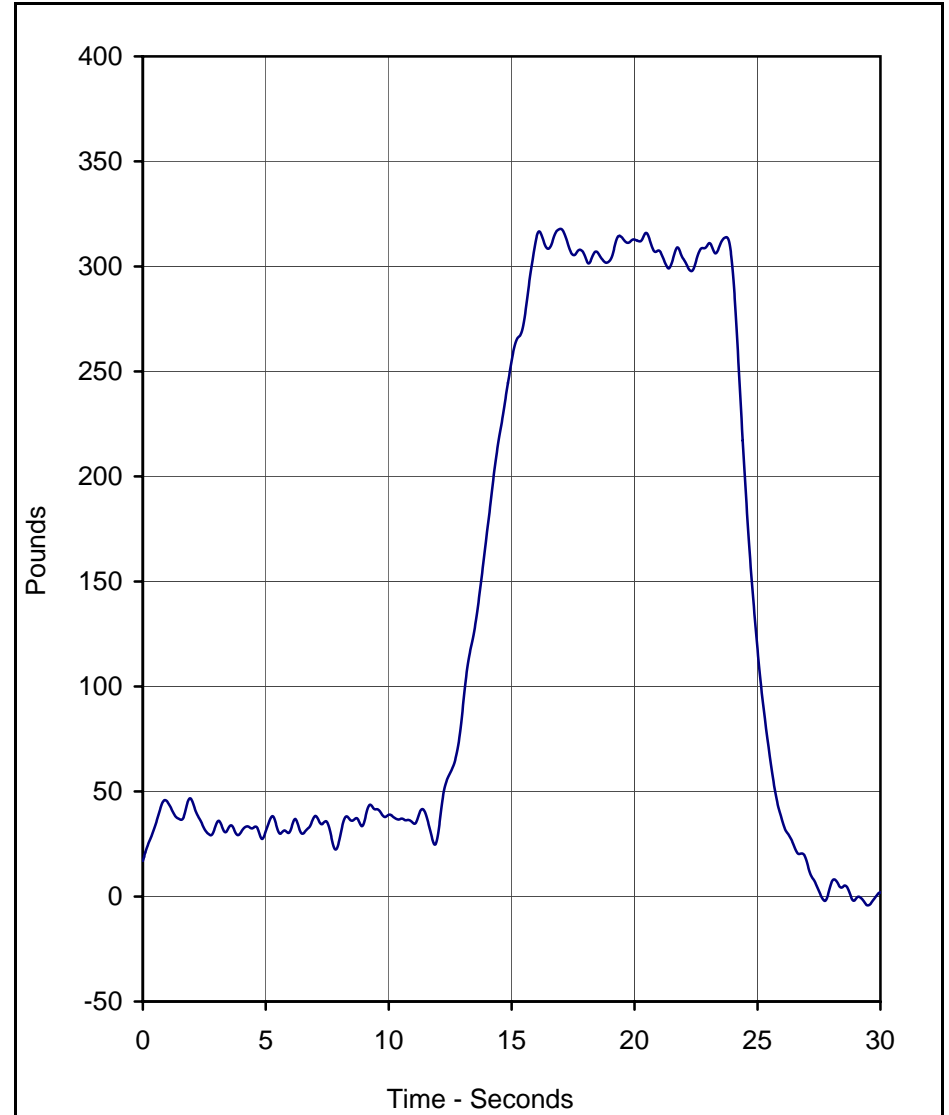
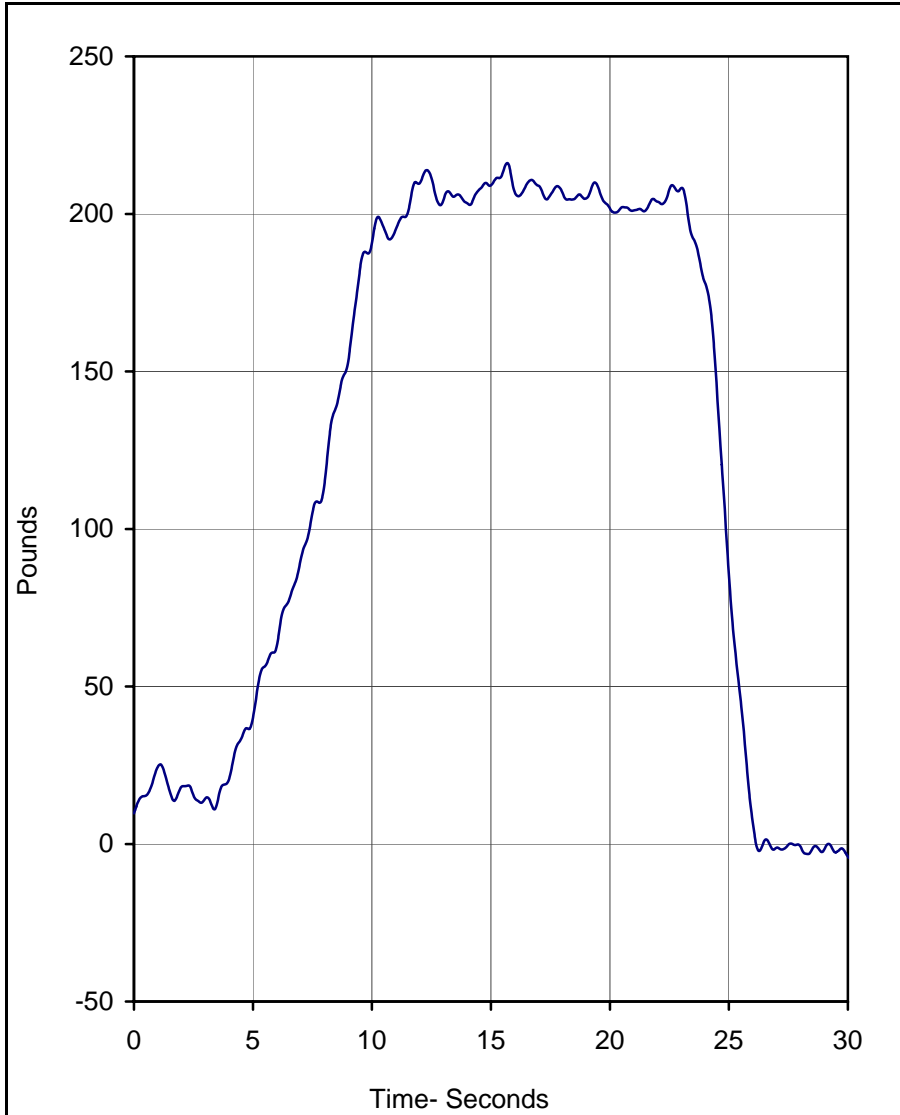
Curve Description	CURNO	Type
Seat Cushion	001	FIL

Units	Max	Time	Min	Time	Filter (Hz)
Pounds	218.0	18.6	-5.2	24.7	1

Test Program: FMVSS 207 Aft Load (Rear)
 Test Vehicle: 2009 Toyota Corolla LE 4-Door Sedan

Test Date: 9/12/08
 Project No.: C95103





Curve Description	CURNO	Type
Left Rear Seat	001	FIL

Curve Description	CURNO	Type
Right Rear Seat	002	FIL

Units	Max	Time	Min	Time	Filter (Hz)
Pounds	216.1	15.7	9.7	0.0	1

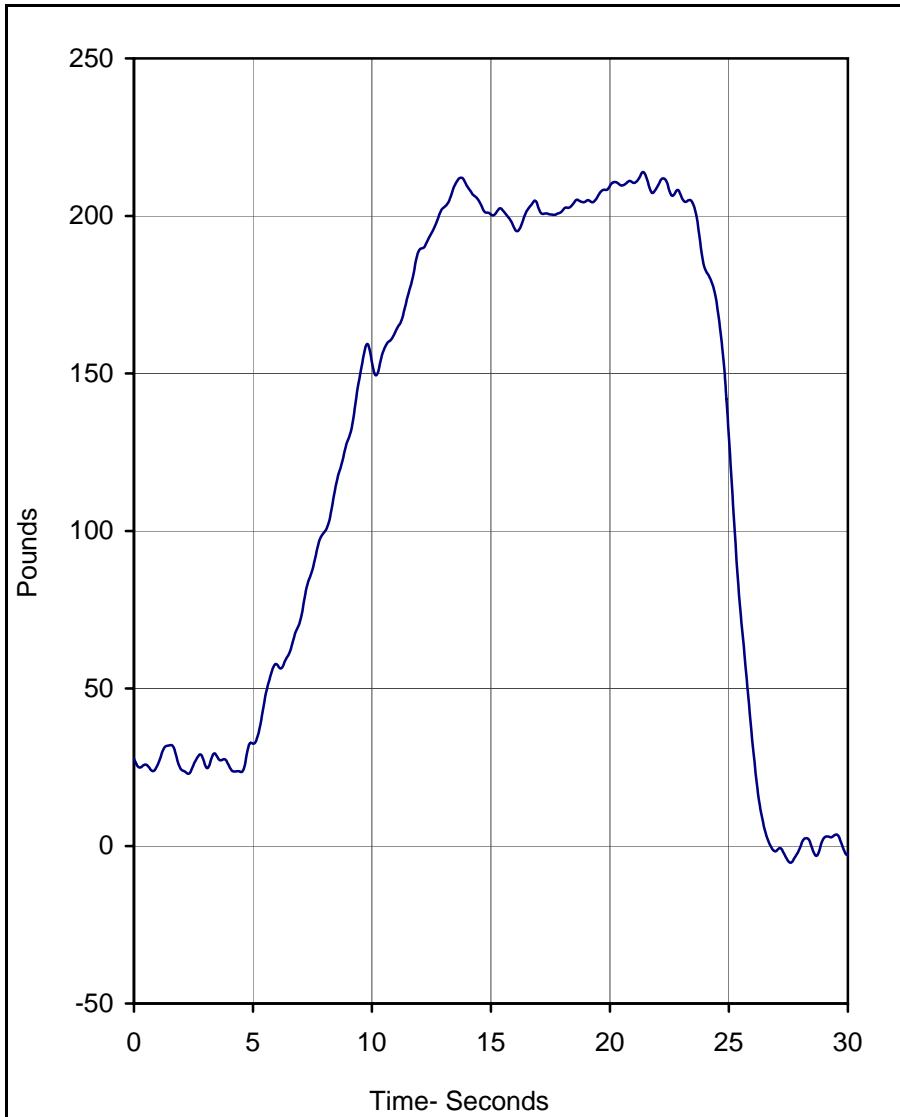
Units	Max	Time	Min	Time	Filter (Hz)
Pounds	317.9	17.0	16.9	0.0	1

Test Program: FMVSS 207 Forward Load Seat Back (Rear)
 Test Vehicle: 2009 Toyota Corolla LE 4-Door Sedan

Test Date: 9/12/08
 Project No.: C95103



B-10



Curve Description	CURNO	Type
Seat Cushion	001	FIL

Units	Max	Time	Min	Time	Filter (Hz)
Pounds	213.9	21.4	23.0	2.3	1

207-KAR-07-002

Test Program: FMVSS 207 Fwd Load (Rear)
Test Vehicle: 2009 Toyota Corolla LE 4-Door Sedan

Test Date: 9/12/08
Project No.: C95103



APPENDIX C

TEST EQUIPMENT LIST AND CALIBRATION INFORMATION

FMVSS 207
Test Equipment List
9/11/08
2009 Toyota Corolla LE 4-Door Sedan

Description	Manufacturer	Model No.	Serial No.	Limit	Accuracy	Cal. Date	Due Cal.
Hydraulic Pump	Lincoln	T-3825-C	2460952	8 gpm @ 2700 psi			
Computer	Panasonic	CF-71	8IMAA01852	N/A	N/A	N/A	N/A
TDAS	DTS	TDAS	DM0103	N/A	SAE J211	11/14/07	11/13/08
Load Cell	Interface	1220-FS	50k1	50K	± 1.0%	5/20/08	11/18/08
Load Cell	Interface	1220-FS	50k2	50K	± 1.0%	5/20/08	11/18/08
Load Cell	BLH	U3G1	49296	3K	± 1.0%	5/22/08	11/20/08
Load Cell	BLH	U-1C	N873	6K	± 1.0%	5/20/08	11/18/08
Load Cell	BLH	U-1C	11139	12K	± 1.0%	5/20/08	11/18/08
Load Cell	Alinco	342-E	22438-B	10K	± 1.0%	5/22/08	11/20/08
Load Cell	Alinco	342-E	22440-A	10K	± 1.0%	5/22/08	11/20/08
Load Cell	BLH	U3G1	81711A	10K	± 1.0%	5/22/08	11/20/08

C-1

207-KAR-07-002

