


REPORT NUMBER 114-GTL-09-006

SAFETY COMPLIANCE TESTING FOR FMVSS NO. 114 THEFT PROTECTION

HONDA OF AMERICA MFG., INC.
2009 HONDA ACCORD LX, PASSENGER CAR
NHTSA NO. C95300

GENERAL TESTING LABORATORIES, INC.
1623 LEEDSTOWN ROAD
COLONIAL BEACH, VIRGINIA 22443



JUNE 17, 2009

FINAL REPORT

PREPARED FOR

U. S. DEPARTMENT OF TRANSPORTATION
NATIONAL HIGHWAY TRAFFIC SAFETY ADMINISTRATION
ENFORCEMENT
OFFICE OF VEHICLE SAFETY COMPLIANCE
1200 NEW JERSEY AVE., SE
WASHINGTON, D.C. 20590

This publication is distributed by the U.S. Department of Transportation, National Highway Traffic Safety Administration, in the interest of information exchange. The opinions, findings and conclusions expressed in this publication are those of the author(s) and not necessarily those of the Department of Transportation or the National Highway Traffic Safety Administration. The United States Government assumes no liability for its contents or use thereof. If trade or manufacturers' names or products are mentioned, it is only because they are considered essential to the object of the publication and should not be construed as an endorsement. The United States Government does not endorse products or manufacturers.

Prepared By: _____

Approved By: _____

Approval Date: _____

FINAL REPORT ACCEPTANCE BY OVSC:

Accepted By: 

Acceptance Date: 06/17/09

1. Report No. 114-GTL-09-006	2. Government Accession No. N/A	3. Recipient's Catalog No. N/A
4. Title and Subtitle Final Report of FMVSS 114 Compliance Testing of a 2009 HONDA ACCORD LX PASSENGER CAR NHTSA No. C95300		5. Report Date June 17, 2009
		6. Performing Organ. Code GTL
7. Author(s) Grant Farrand, Project Engineer Debbie Messick, Project Manager		8. Performing Organ. Rep# GTL-DOT-09-114-006
9. Performing Organization Name and Address General Testing Laboratories, Inc. 1623 Leedstown Road Colonial Beach, Va 22443		10. Work Unit No. (TRAIS) N/A
		11. Contract or Grant No. DTNH22-06-C-00032
12. Sponsoring Agency Name and Address U.S. Department of Transportation National Highway Traffic Safety Admin. Enforcement Office of Vehicle Safety Compliance (NVS-220) 1200 New Jersey Ave., S.E., Washington, DC 20590		13. Type of Report and Period Covered Final Test Report May 14, 2009
		14. Sponsoring Agency Code NVS-221
15. Supplementary Notes		
16. Abstract Compliance tests were conducted on the subject 2009 Honda Accord LX 4-door passenger car in accordance with the specifications of the Office of Vehicle Safety Compliance Test Procedure No. TP-114-03-draft-GTL-REVC for the determination of FMVSS 114 compliance. Test failures identified were as follows: None		
17. Key Words Compliance Testing Safety Engineering FMVSS 114		18. Distribution Statement Copies of this report are available from NHTSA Technical Information Services (TIS) Room W45-212 (NPO-411) 1200 New Jersey Ave., S.E. Washington, DC 20590 Telephone No. (202) 366-4947
19. Security Classif. (of this report) UNCLASSIFIED	21. No. of Pages 24	22. Price
20. Security Classif. (of this page) UNCLASSIFIED		

TABLE OF CONTENTS

SECTION	PAGE
1. Purpose of Compliance Test	1
2. Test Procedure and Summary of Results	2
3. Test Data	3
4. Test Equipment List	13
5. Photographs	14
5.1 ¾ Frontal View from Left Side of Vehicle	
5.2 Vehicle Certification Label	
5.3 Vehicle Tire Information Label	
5.4 Close-up View of Ignition Key	
5.5 Starting System Control	
5.6 Transmission Gear Selection Control	

SECTION 1

PURPOSE OF COMPLIANCE TEST

1.0 PURPOSE OF TEST

A model year 2009 Honda Accord LX passenger car was subjected to Federal Motor Vehicle Safety Standard (FMVSS) No. 114 testing to determine if the vehicle was in compliance with the requirements of the standard. FMVSS 114 specifies requirements to decrease the likelihood that a vehicle is stolen, or accidentally set in motion.

1.1 The test vehicle was a 2009 Honda Accord LX Passenger Car. The vehicle was identified as follows:

A. Vehicle Identification Number: 1HGCP25369A082848

B. NHTSA No.: C95300

C. Manufacturer: HONDA OF AMERICA MFG., INC.

D. Manufacture Date: 12/08

E. Color: Basque Red Pearl

1.2 TEST DATE

The test vehicle was subjected to FMVSS No. 114 testing on May 14, 2009.

SECTION 2

TEST PROCEDURE AND SUMMARY OF RESULTS

2.0 TEST PROCEDURE

All tests were conducted in accordance with NHTSA, Office of Vehicle Safety Compliance (OVSC) Laboratory Procedure TP-114-03-draft-GTL-REVC and General Testing Laboratories, Inc. (GTL) Test Procedure, TP-114-03-draft, "Theft Protection and Rollaway Prevention".

2.1 SUMMARY OF RESULTS

Test data indicate the FMVSS 114 requirements appear to have been satisfied. All test data resulting from the tests were recorded on test data sheets in Section 3.

SECTION 3

TEST DATA

3.0 TEST RESULTS

The following data sheets document the results of FMVSS 114 testing on the 2009 Honda Accord.

FMVSS 114, THEFT PROTECTION
DATA SHEET 1 – VEHICLE IDENTIFICATION

TEST DATE: 05/14/09 LAB.: General Testing Laboratories
CONTRACT: DTNH22-06-C-00032 VEH. NHTSA NO.: C95300
VIN: 1HGCP25369A082848 BUILD DATE: 12/08

MY/MAKE/MODEL/BODY STYLE: 2009 Honda Accord

TRANSMISSION TYPE:
Automatic ; Manual ; Other (describe: _____)

DRIVE TRAIN TYPE:
Front Wheel ; Rear Wheel ; 4-Wheel

FUEL TANK LEVEL: 100 (% OF max.) MILEAGE: 627

VEHICLE STARTING SYSTEM:

Location of the starting system:
On Right Side of Steering Column

Selectable settings:
Off/Lock, Accessory, On/Run, Start

Explain how the system is activated:
Insert key and turn clockwise

KEY

Description of the key:
Normal traditional metal key with RF code built in

STARTING SYSTEM ACTIVATION

Describe how the key is inserted into the starting system:
Align key with slot and push in

Describe how the key is used to activate the starting system:
Turn clockwise

Describe how the key is removed from the starting system:
Pull key out of slot

FMVSS 114, THEFT PROTECTION
DATA SHEET 1 continued

GEAR SELECTION CONTROL

Describe the gear selection control:

5 speed manual stick shift in center console

Describe how the gear selection control is activated:

Move lever in traditional "H" pattern

Describe all of the selectable settings:

1st, 2nd, 3rd, 4th, 5th, Reverse

IMMOBILIZER

Is the vehicle equipped with an immobilizer YES X NO

Describe the immobilizer device and how it prevents vehicle theft (if equipped):

Radio frequency chip in key must match decoder in vehicle to start engine.

OPTIONAL RELEASE DEVICES

Describe if the vehicle is equipped with optional release devices:

N/A

OPTIONAL RELEASE DEVICES:

Key Removal Gear Selection Control None X Other

VEHICLE FLUIDS

Check all vehicle fluids and adjust to the proper levels for operation: Full

VEHICLE TIRE PLACARD INFORMATION

Vehicle Mfg. Recommended Tire Inflation Pressure

(kPa): Front 210 Rear 210

TIRE INFLATION PRESSURES:

Measured (kPa): LF 210 LR 210 RF 210 RR 210

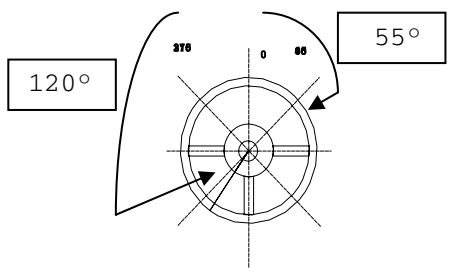
WEIGHT

Vehicle Curb Weight(kg): 1427 Weight of Driver (kg): 90 (target = 91kg)

FMVSS 114, THEFT PROTECTION
DATA SHEET 2

VEH. NHTSA NO.: C95300

TEST DATE: 05/14/09

REQUIREMENT S5.1.1	PASS	FAIL
Engine cannot be started without using the key <input checked="" type="checkbox"/> Yes <input type="checkbox"/> No	X	
<p>With key removed, steering wheel locks: Yes: <input checked="" type="checkbox"/> No: <input type="checkbox"/></p> <p>Identify locking position(s) on wheel using arrow(s)</p> <p>Clockwise: <u> 55 </u> (degrees) Counterclockwise: <u> 120 </u> (degrees)</p> <div style="text-align: right; margin-top: 10px;">  </div>		
<p>Key removal prevents forward self-mobility: Yes: <input checked="" type="checkbox"/> No: <input type="checkbox"/></p> <p>If yes describe: Engine must be off to remove key. Engine will not operate with key removed.</p>		
When key is removed from the starting system, starting of the engine or motor and either steering or self mobility is prevented. YES	X	

REMARKS:

FMVSS 114, THEFT PROTECTION
DATA SHEET 2 continued

REQUIREMENT S5.1.3	PASS	FAIL
<p>An audible warning is activated whenever the key is in any starting system position with the exception of "on" and "start" and the door closest to the driver's designated seating position is opened.</p> <p style="text-align: right;">Yes <u> X </u> No _____</p> <p>Identify ALL key/starting system position setting: <u>Off/Lock, Accessory, On/Run, Start</u></p>	X	

REQUIREMENT S5.1.4	PASS	FAIL
<p>With the vehicle engine or motor shut down and the transmission gear selection control in any position other than "park";</p> <p>The steering wheel can rotate without locking? Yes <u> X </u> No _____</p>	X	
<p>The vehicle is free to roll forward? Yes <u> X </u> No _____</p>	X	

REMARKS:

RECORDED BY: G. Farrand

DATE: 05/14/09

APPROVED BY: D. Messick

FMVSS 114, ROLLAWAY PREVENTION
DATA SHEET 3
(for vehicles equipped with transmission with a "park" position)

VEH. NHTSA NO.: C95300

TEST DATE: 05/14/09

REQUIREMENT S5.2.1	PASS	FAIL
<p>The starting system prevents key removal in ALL gear selection control positions except "park". Yes_____ No_____</p> <p>Can the gear selection control be placed between each gear selection position and will it remain there without assistance? Yes_____ No_____</p> <p>If yes, can the key be removed from the starting system? Yes_____ No_____</p> <p>If the key can be removed from the vehicle starting system when the gear selection control is not locked in "park", a mechanism shall exist which, upon key removal, the vehicle transmission or gear selection control shall become locked in "park" as the direct result of removing the key. If such a mechanism exists, describe the mechanism and its function:</p>	N/A*	

REQUIREMENT S5.2.2	PASS	FAIL
<p>The gear selection control is locked in the "park" position when the key is removed from the starting system. Yes_____ No_____</p>	N/A*	

REMARKS: *MANUAL TRANSMISSION

DATA SHEET 3 continued

REQUIREMENT S5.2.3	PASS	FAIL
<p><u>ELECTRICAL FAILURE (Battery Discharge)</u></p> <p>In the event of an electrical failure, key removal from the starting system when the transmission or gear selection control is not locked in "park" is permitted". Yes_____ No_____</p> <p>The vehicle is equipped with an override device that permits key removal from the starting system when the transmission or gear selection control is not locked in "park". Yes_____ No_____</p> <p>If yes, select the type of override device equipped: Opaque Cover_____ No Cover_____</p> <p>Describe the override device design and mode of activation (if equipped):</p>	N/A*	
	N/A*	
	N/A*	
<p>FILL IN THE SECTION BELOW THAT APPLIES:</p> <p><u>OVERRIDE WITH AN OPAQUE COVER:</u></p> <p>The opaque surface cover prevents sight of and use of override device. Yes_____ No_____</p> <p>The opaque surface cover can only be removed by using a screwdriver or other tool. Yes_____ No_____</p> <p>As a direct result of removing the key from starting system, the following is prevented: Steering_____ or Self-Mobility_____</p> <p><u>OVERRIDE WITH NO COVER</u></p> <p>The override device requires the use of a tool to activate. Yes_____ No_____</p> <p>Simultaneous activation of the override device and removal of key from starting system is required. Yes_____ No_____</p> <p>As a direct result of removing the key from the starting system, the following is prevented: Steering_____ or Self-Mobility_____</p>	N/A*	

REMARKS: *MANUAL TRANSMISSION

DATA SHEET 3 continued

REQUIREMENT S5.2.4	PASS	FAIL
<p><u>GEAR SELECTION CONTROL OVERRIDE DEVICE</u></p> <p>The vehicle is equipped with an override device that allows the user to move the gear selection control from “park” after the key has been removed from the starting system. Yes_____ No_____</p> <p>If yes, select the type of override device that is equipped: Override operated with a: Key_____ Opaque Cover_____ No Cover_____</p> <p>Describe the override device design and mode of activation (if equipped):</p> <p>FILL IN THE SECTION BELOW THAT APPLIES:</p> <p><u>OVERRIDE OPERATED WITH KEY:</u></p> <p>The key is required to operate the override device that allows the user to move the gear selection control from “park” after the key has been removed from the starting system. Yes_____ No_____</p> <p><u>OVERRIDE WITH AN OPAQUE COVER</u></p> <p>The opaque surface cover prevents sight of and use of override device. Yes_____ No_____</p> <p>The opaque surface cover can only be removed by using a screwdriver or other tool. Yes_____ No_____</p> <p>As a direct result of removing the key from the starting system, the following is prevented: Steering_____ or Self-Mobility_____</p> <p><u>OVERRIDE WITH NO COVER</u></p> <p>The override device requires the use of a tool to operate. Yes_____ No_____</p> <p>Simultaneous activation of the override device and removal of key from starting system is required. Yes_____ No_____</p> <p>As a direct result of removing the key from the starting system, the following is prevented: Steering_____ or Self-Mobility_____</p>	<p>N/A</p> <p>N/A</p> <p>N/A</p> <p>N/A</p>	

REMARKS: *MANUAL TRANSMISSION

DATA SHEET 3 continued

REQUIREMENTS S5.2.5	PASS	FAIL
<p><u>VEHICLE FACING UPHILL ON 10% GRADE</u></p> <p>With the gear selection control in “park” measure movement of the vehicle down the slope upon releasing the service brake.</p> <p>Test grade: _____ % (9% to 15%) Measured movement: _____ mm (150mm maximum)</p> <p>NOTE: Repeat procedure if vehicle fails on grade in excess of 10%.</p> <p>Test grade: _____ % (9% to 10%) Measured movement: _____ mm (150 mm maximum)</p> <p><u>VEHICLE FACING DOWNHILL ON 10% GRADE</u></p> <p>With the gear selection control in “park” measure movement of the vehicle down the slope upon releasing the service brake.</p> <p>Test grade: _____ % (9% to 15%) Measured movement: _____ mm (150mm maximum)</p> <p>NOTE: Repeat procedure if vehicle fails on grade in excess of 10%.</p> <p>Test grade: _____ % (9% to 10%) Measured movement: _____ mm (150 mm maximum)</p>	<p>N/A*</p>	<p><u>see note</u></p>

REMARKS: *MANUAL TRANSMISSION

DATA SHEET 3 continued

REQUIREMENTS S5.3	PASS	FAIL
<u>VEHICLE FACING UPHILL ON 10% GRADE</u>		
With the key in the "off" position, the transmission will shift out of "park" without the service brake being applied. Yes_____ No_____	<u>N/A*</u>	
With the key in the "acc" position, the transmission will shift out of "park" without the service brake being applied. Yes_____ No_____	<u>N/A*</u>	
With the key in the "on" position (engine off), the transmission will shift out of "park" without the service brake being applied. Yes_____ No_____	<u>N/A*</u>	
With the key in the "start" position, the transmission will shift out of "park" without the service brake being applied. Yes_____ No_____	<u>N/A*</u>	
With the key in the "other" position (please specify), the transmission will shift out of "park" without the service brake being applied. Yes_____ No_____	<u>N/A*</u>	
Does the key stay between starting system positions without being held by operator? Yes_____ No_____	<u>N/A*</u>	
If so, please describe.		
Brake force readings (force required to allow the transmission to shift out of "park"):		
The vehicle is equipped with adjustable pedals: Yes_____ No_____		
Fore Position:	Aft Position (if applicable)	
Reading 1 _____	Reading 1 _____	
Reading 2 _____	Reading 2 _____	
Reading 3 _____	Reading 3 _____	
Reading 4 _____	Reading 4 _____	
Reading 5 _____	Reading 5 _____	
Avg. _____	Avg. _____	
	<u>N/A*</u>	

REMARKS: *MANUAL TRANSMISSION

RECORDED BY: G. Farrand
 APPROVED BY: D. Messick

DATE: 05/14/09

SECTION 4
TEST EQUIPMENT LIST

ITEM	MFR	MODEL	S/N	CAL. PERIOD	DATE OF NEXT CALIB.	REMARKS
SLR DIGITAL CAMERA	NIKON	D50	N/A	N/A	N/A	
TIRE PRESSURE GAUGE	WESKLER	45-0/100	107	12 MO.	03/10	
INCLINOMETER	MITUTOYO	PRO 360	950-315	N/A	BEFORE USE	
STEEL TAPE	STANLEY	FAT MAX	33-890	12 MO.	03/10	
WHEEL SCALES	INTERCOMP	SERIES 94	199744	12 MO.	04/10	
WHEEL SCALES	INTERCOMP	SERIES 94	199744	12 MO.	04/10	
WHEEL SCALES	INTERCOMP	SERIES 94	199744	12 MO.	04/10	
WHEEL SCALES	INTERCOMP	SERIES 94	199744	12 MO.	04/10	
SPRING SCALE	CHATILLON	DPP-10	4729	12 MO.	04/10	

SECTION 5
PHOTOGRAPHS



2009 HONDA ACCORD LX
NHTSA NO. C95300
FMVSS NO. 114

FIGURE 5.1
3/4 FRONTAL VIEW FROM LEFT SIDE OF VEHICLE

MFD. BY HONDA OF AMERICA MFG., INC. 12/08

GVWR 4299LBS GAWR F 2337LBS R 2017LBS

GVWR 1950KG GAWR F 1060KG R 915KG

THIS VEHICLE CONFORMS TO ALL APPLICABLE
FEDERAL MOTOR VEHICLE SAFETY, BUMPER,
AND THEFT PREVENTION STANDARDS IN EFFECT
ON THE DATE OF MANUFACTURE SHOWN ABOVE.

V.I.N.: 1HGCP25369A082848 TYPE: PASSENGER CAR



TA5

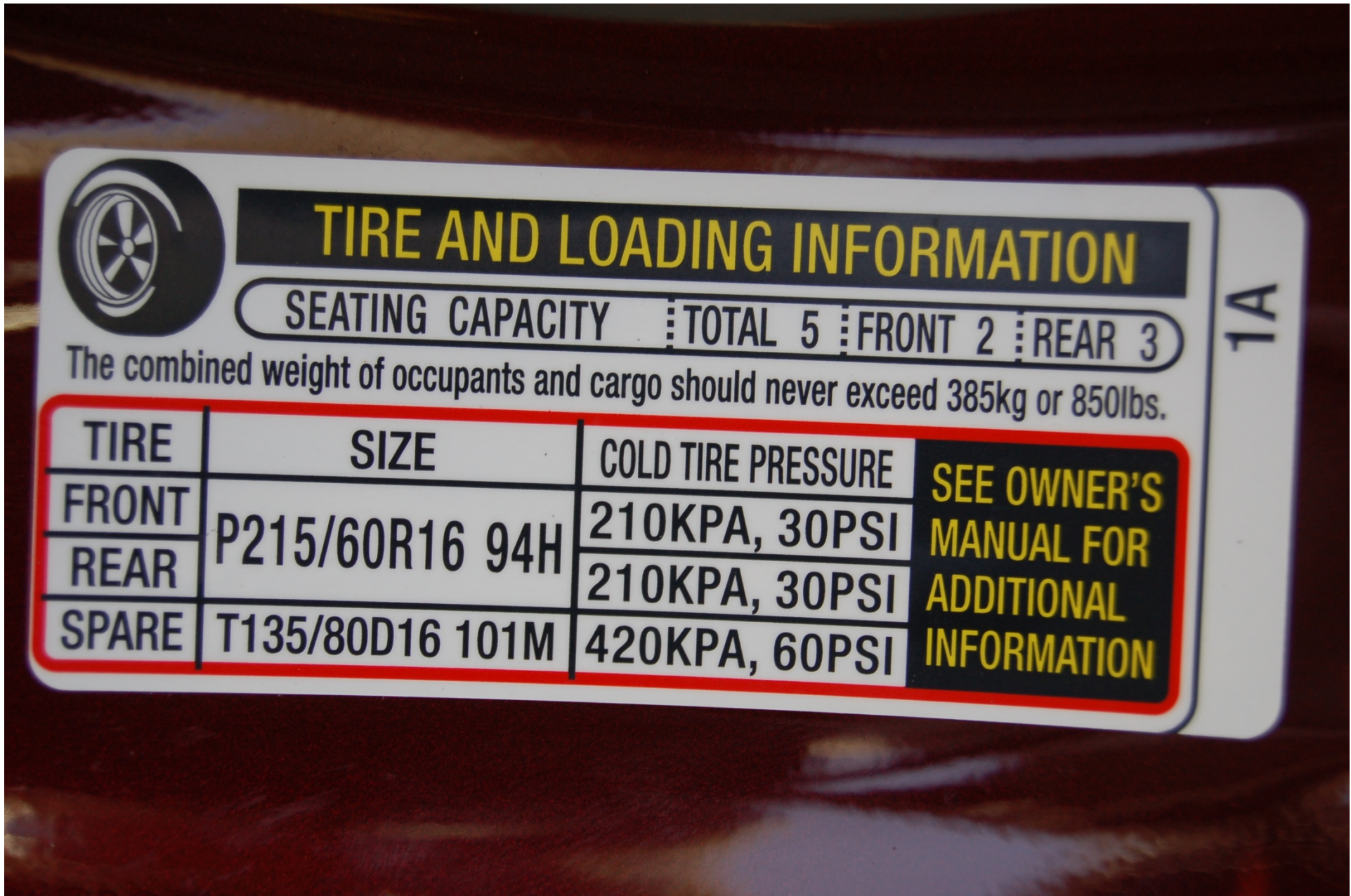
9

AA1

- R530P

- F

- A



2009 HONDA ACCORD LX
 NHTSA NO. C95300
 FMVSS NO. 114

FIGURE 5.3
 VEHICLE TIRE INFORMATION LABEL



2009 HONDA ACCORD LX
NHTSA NO. C95300
FMVSS NO. 114

FIGURE 5.4
CLOSE-UP VIEW OF IGNITION KEY



2009 HONDA ACCORD LX
NHTSA NO. C95300
FMVSS NO. 114

FIGURE 5.5
STARTING SYSTEM CONTROL



2009 HONDA ACCORD LX
NHTSA NO. C95300
FMVSS NO. 114

FIGURE 5.6
TRANSMISSION GEAR SELECTION CONTROL