

REPORT NUMBER: 201U-CAL-10-08

**SAFETY COMPLIANCE TESTING FOR FMVSS 201
OCCUPANT PROTECTION IN INTERIOR IMPACT
UPPER INTERIOR HEAD IMPACT PROTECTION**

**FORD MOTOR COMPANY
2010 Ford Transit Connect**

NHTSA NUMBER: CA0216

CALSPAN TEST NUMBER: CC2010-08

CALSPAN
TRANSPORTATION SCIENCES CENTER
P.O. BOX 400
BUFFALO, NEW YORK 14225



Test Date: April 20, 2010

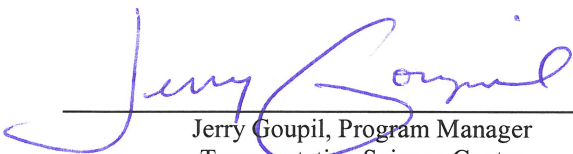
FINAL REPORT

PREPARED FOR:

U. S. DEPARTMENT OF TRANSPORTATION
National Highway Traffic Safety Administration
Enforcement
Office of Vehicle Safety Compliance
Mail Code: NVS-220, West Building 4th Floor
1200 New Jersey Avenue, SE
Washington, DC 20590

This publication is distributed by the U. S. Department of Transportation, National Highway Traffic Safety Administration, in the interest of information exchange. The opinions, findings and conclusions expressed in this publication are those of the author(s) and not necessarily those of the Department of Transportation or the National Highway Traffic Safety Administration. The United States Government assumes no liability for its contents or use thereof. If trade or manufacturers' names or products are mentioned, it is only because they are considered essential to the object of the publication and should not be construed as an endorsement. The United States Government does not endorse products or manufacturers.

Prepared by: 
Patrick Miller, Project Engineer

Approved by: 
Jerry Goupil, Program Manager
Transportation Science Center

Approval Date: 12 / 3 / 10

FINAL REPORT ACCEPTANCE BY:

NHTSA, Office of Vehicle Safety Compliance

Date of Report Acceptance

TECHNICAL REPORT STANDARD TITLE PAGE

1. <i>Report No.</i> 201U-CAL-10-08		2. <i>Government Accession No.</i>		3. <i>Recipient's Catalog No.</i>																			
4. <i>Title and Subtitle</i> Final Report of FMVSS 201 Compliance Testing of a 2010 Ford Transit Connect NHTSA No. CA0216				5. <i>Report Date</i> April 22, 2010																			
				6. <i>Performing Organization Code</i> CAL																			
7. <i>Author(s)</i> Jerry Goupil, Program Manager Patrick Miller, Project Engineer				8. <i>Performing Organization Report No.</i> CC2010-06																			
9. <i>Performing Organization Name and Address</i> Calspan 4455 Genesee Street Buffalo, New York 14225				10. <i>Work Unit No.</i>																			
				11. <i>Contract or Grant No.</i> DTNH22-09-D-00130																			
12. <i>Sponsoring Agency Name and Address</i> U.S. Department of Transportation National Highway Traffic Safety Administration Office of Vehicle Safety Compliance Mail Code: NVS-220, West building 4 th Floor 1200 New Jersey Avenue, SE Washington, D.C. 20590				13. <i>Type of Report and Period Covered</i> Final Report																			
				14. <i>Sponsoring Agency Code</i> NVS-220																			
15. <i>Supplementary Notes</i>																							
16. <i>Abstract</i> Compliance tests were conducted on the subject vehicle a, 2010 Ford Transit Connect, in accordance with the specifications of the Office of Vehicle Safety Compliance Test Procedure TP-201U-01 for determination of FMVSS 201 compliance. Test failures identified were as follows in the table below:																							
<table border="1"> <thead> <tr> <th>Target Point</th> <th>Horizontal</th> <th>Vertical</th> <th>Velocity</th> <th>HIC</th> <th>HICd</th> </tr> </thead> <tbody> <tr> <td>URBP</td> <td>270</td> <td>41</td> <td>23.71</td> <td>1270.8</td> <td>1125.2</td> </tr> <tr> <td>-</td> <td>-</td> <td>-</td> <td>-</td> <td>-</td> <td>-</td> </tr> </tbody> </table>						Target Point	Horizontal	Vertical	Velocity	HIC	HICd	URBP	270	41	23.71	1270.8	1125.2	-	-	-	-	-	-
Target Point	Horizontal	Vertical	Velocity	HIC	HICd																		
URBP	270	41	23.71	1270.8	1125.2																		
-	-	-	-	-	-																		
17. <i>Key Words</i> Compliance Testing Safety Engineering FMVSS 201				18. <i>Distribution Statement</i> <u>Copies of this report are available from:</u> NHTSA Technical Information Services National Highway Traffic Safety Admin. 1200 New Jersey Avenue, SE Washington, DC 20590																			
19. <i>Security Classif. (of this report)</i> UNCLASSIFIED		20. <i>Security Classif. (of this page)</i> UNCLASSIFIED		21. <i>No. of Pages</i>	22. <i>Price</i>																		

Form DOT F1700.7 (8-69)

TABLE OF CONTENTS

SECTION		PAGE NO.
1	PURPOSE AND TEST PROCEDURE	1-1
2	SUMMARY OF UPPER INTERIOR HEAD IMPACTS	2-1
3	SUMMARY OF TEST RESULTS AND DATA PLOTS	3-1
APPENDIX A	PHOTOGRAPHS	A-1
APPENDIX B	PART 572L PERFORMANCE CALIBRATION IN SUPPORT OF VEHICLE SAFETY COMPLIANCE TESTING FOR OCCUPANT PROTECTION IN INTERIOR IMPACT	B-1

LIST OF DATA SHEETS

DATA SHEET	DESCRIPTION	PAGE NO.
2-1	SUMMARY OF UPPER INTERIOR HEAD IMPACT TESTS	2-2
2-2	GENERAL TEST AND VEHICLE PARAMETER DATA	2-3
2-3	APPROACH ANGLE LIMITS	2-5
2-4	SUMMARY TARGET IMPACT LOCATION ON FMH	2-6

SECTION 1

PURPOSE AND TEST PROCEDURE

This head impact compliance test is part of the FMVSS 201 Upper Interior Head Impact Protection Test Program sponsored by the National Highway Traffic Safety Administration (NHTSA) under Contract No. DTNH22-09-D-00130. The purpose of this head impact compliance test was to determine whether the subject vehicle, a 2010 Ford Transit Connect, NHTSA No. CA0216, meets the performance requirements of FMVSS 201, Occupant Protection in Interior Impact. The compliance test was conducted in accordance with the OVSC Laboratory Test Procedure No. TP-201U-01 dated April_03, 1998.

SECTION 2

SUMMARY OF UPPER INTERIOR HEAD IMPACTS

A 2010 Ford Transit Connect, NHTSA No. CA0216, was tested at various upper interior locations by a 4.54 kg 50th percentile headform. A total of four (4) impacts were performed in this test series. The target area impacts were chosen by the NHTSA Contracting Officer's Technical Representative (COTR). A summary of test results can be found on Data Sheet 2-1, Summary of Upper Interior Head Impact Tests. The four (4) areas chosen for testing were:

SR2B RH	SR2B LH	BP4 LH	URBP LH
---------	---------	--------	---------

The URBP impact area on the test vehicle had a high HICd result with respect to the compliance performance requirements of FMVSS 201.

Four Free Motion Headforms (FMH) were used in this test series. All four FMH's were calibrated prior to and after the test series. Calibration information is included in Appendix B. Each FMH weighed 4.54 ± 0.5 kg and had an orthogonal tri-axis accelerometer pack mounted at the headform's center of gravity (c.g.).

A total of three (3) channels of data for each test were recorded on a Keyser-Threde data acquisition system. Data plots, along with still images, can be found in Section 3, Summary of Test Results and Data Plots.

To document each target area impact test, a Weinberger high-speed video camera was placed at an appropriate location to record the headform contact with the selected target area.

DATA SHEET 2-1

SUMMARY OF UPPER INTERIOR HEAD IMPACT TESTS

VEHICLE YEAR/MAKE/MODEL/STYLE:	2010 Ford Transit Connect
VIN:	NM0KS9BN7AT016628
DATE OF MANUFACTURE:	8/09 (SEE CERTIFICATION LABEL)
COLOR:	Panther Black Metallic

TARGET CODE	Target Coordinates						Approach Angles (degrees)		Velocity (kph)	FMH HIC	HIC(d)
	Driver Side			Passenger Side			Horizontal	Vertical			
	X(mm)	Y(mm)	Z(mm)	X(mm)	Y(mm)	Z(mm)					
AP1	2769.79	-617.53	1687.79	2763.04	609.56	1692.64	-	-	-	-	-
AP2	2617.85	-649.42	1601.55	2611.19	641.04	1603.42	-	-	-	-	-
AP3	2428.02	-677.93	1450.82	2426.15	670.88	1455.73	-	-	-	-	-
FH1	2671.97	-497.05	1699.59	2671.37	490.42	1701.83	-	-	-	-	-
FH R2	2715.89	-488.97	1688.01	2709.39	483.03	1690.76	-	-	-	-	-
FH2	2645.68	-351.78	1699.80	2643.44	341.28	1702.88	-	-	-	-	-
FH2 R2	2690.05	-342.34	1686.18	2679.95	335.97	1688.48	-	-	-	-	-
SR1	2920.08	-596.93	1679.85	2911.87	589.64	1680.77	-	-	-	-	-
SR2	3069.65	-572.63	1814.80	3061.36	565.57	1816.99	-	-	-	-	-
SR2B	3036.96	-572.46	1808.36	3040.46	566.60	1811.36	270 LH / 90 RH	11 LH / 15 RH	23.35/23.87	914.5/1103.0	991.5/998.5
URBP	3339.44	-464.11	1957.68	3337.15	458.47	1959.41	270	41	23.71	1270.8	1125.2
BP1	3337.79	-551.82	1825.03	3339.24	548.52	1825.17	-	-	-	-	-
BP2	3321.41	-649.81	1438.98	3319.87	643.84	1443.61	-	-	-	-	-
BP3	3278.44	-677.85	1493.19	3276.00	674.07	1492.63	-	-	-	-	-
BP4	3362.64	-696.35	1327.91	3361.17	692.01	1329.26	-	-	-	-	-
BP4 R1	3361.82	-692.80	1351.80	3361.46	689.40	1351.45	242	5	23.43	396.5	465.5
SR3	3489.64	-554.12	1884.12	3488.74	548.49	1886.20	-	-	-	-	-
SD	3811.98	-576.58	1927.87	3814.21	569.16	1928.25	-	-	-	-	-
CGF1	2947.31	-349.06	1904.71	2939.31	351.36	1900.04	-	-	-	-	-
CGF2	3233.03	-349.41	1984.02	3229.45	353.02	1986.45	-	-	-	-	-
OP1	4312.87	-574.12	1928.43	4308.36	566.50	1929.60	-	-	-	-	-
OP2	4308.94	-703.43	1515.26	4307.02	693.04	1524.59	-	-	-	-	-
OP2 R12	4299.77	-624.66	1803.24	4283.30	614.56	1814.51	-	-	-	-	-
UROP	4314.45	-461.28	1991.44	4306.14	454.92	1995.52	-	-	-	-	-
CGF3	4079.00	-357.57	2015.62	4071.69	355.88	2018.00	-	-	-	-	-

*HIC(d)=0.75446(Free Motion Headform HIC)+166.4

DATA SHEET 2-2

GENERAL TEST AND VEHICLE PARAMETER DATA

TEST VEHICLE INFORMATION:									
Year/Make/Model/Body Style:				2010 Ford Transit Connect					
VIN:				NM0KS9BN7AT016628					
Month & Year of Manufacture:				8/09 (SEE CERTIFICATION LABEL)					
Vehicle Body Color:				Panther Black Metallic					
Engine Data:	4	Cylinders;	-	CID;	2.0	Liters;	-	cc	
Engine Placement:	X		Longitudinal;	or			Lateral		
Transmission:	4	Speed;	-	Manual;	X	Automatic;	X	Overdrive	
Final Drive:	-	Rear Wheel Drive;	X	Front Wheel Drive;	-	Four Wheel Drive			
Odometer Reading:	450		Km						
Options:	X	A/C;	X	Power Steering;	X	Pwr.Brakes;	-	Pwr. Windows	
Interior Trim Information :									
1.Adjustable seat belt anchorages on both B-pillars									
2.No-adjustable seat belt anchorages on both Other pillars									
3.Roof shelf located near front header / A-pillar area									

DATA FROM TIRE PLACARD:									
Tire Pressure (at capacity);				250		kPa FRONT			
				340		kPa REAR			
Recommended Tire Size:									
Tires on Test Vehicle:		P205/65R15			Manufacturer:				
Vehicle Capacity Data:									
Number of Occupants:	2	Front;	3	Rear;	-	3rd Seat;	5	Total	
Type of Front Seats:	X	Bucket;	Bench;			-	Split Bench		
Type of Front Seat Back:	-	Fixed;	X	Adjustable with	X	Lever or	-	Knob	
Vehicle Capacity Weight (VCW)=				647.0		kg (A)			
No. of Occupants x 68 kg. =				340		kg (B)			
Rated Cargo/Luggage Weight (RCLW) =				307		kg (A-B) Max. RCLW = 136 kg.			

DATA SHEET 2-2

GENERAL TEST AND VEHICLE PARAMETER DATA (cont.)

TEST VEHICLE DELIVERED WEIGHT WITH MAXIMUM FLUIDS:					
Left Front =	461.0	kg	Left Rear =	337.5	kg
Right Front =	418.5	kg	Right Rear =	362.5	kg
TOTAL FRONT =	879.5	kg	TOTAL REAR =	700.0	kg
% of Total Weight =	55.7	%	% of Total Weight =	44.3	%
TOTAL WEIGHT =	1579.5		kg		

CALCULATION OF VEHICLE'S TARGET TEST WEIGHT:		
Total Test Vehicle Delivered Weight=	1579.5	kg (A)
+ Rated Cargo/Luggage Weight =	136.0	kg (B)
TEST VEHICLE TARGET WEIGHT =	1715.5	kg (A+B)

WEIGHT OF TEST VEHICLE (FULLY LOADED):					
Left Front =	456.5	kg	Left Rear =	404.0	kg
Right Front =	420.5	kg	Right Rear =	427.0	kg
TOTAL FRONT =	877.0	kg	TOTAL REAR =	831.0	kg
% of Total Weight =	51.3	%	% of Total Weight =	48.7	%
TOTAL TEST WEIGHT =	1708.0				
Weight of vehicle secured in test vehicles cargo area =	134.4		kg		

TEST VEHICLE ATTITUDE (all dimensions in millimeters):				
AS DELIVERED:	Left Front	730.0	Left Rear	791.0
	Right Front	736.0	Right Rear	796.0
FULLY LOADED:	Left Front	728.0	Left Rear	774.0
	Right Front	734.0	Right Rear	779.0
Test Vehicle Wheelbase:	2919.0		millimeters	

TEST VEHICLE PITCH AND ROLL ANGLES:				
AS DELIVERED:	PITCH ANGLES		ROLL ANGLES	
	Left Door Sill	↑1.4↓	Front Bumper	↓0.1↑
	Right Door Sill	↓1.3↑	Rear Bumper	↑0.1↓
FULLY LOADED:	PITCH ANGLES		ROLL ANGLES	
	Left Door Sill	↑1.1↓	Front Bumper	↓0.1↑
	Right Door Sill	↓0.1↑	Rear Bumper	↑0.1↓
AS TESTED:	PITCH ANGLES		ROLL ANGLES	
	Left Door Sill	↑1.2↓	Front Bumper	↓0.1↑
	Right Door Sill	↓1.0↑	Rear Bumper	↑0.1↓

DATA SHEET 2-3

APPROACH ANGLE LIMITS

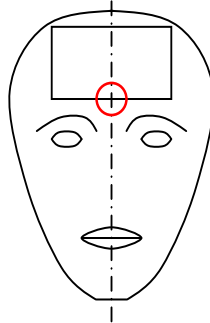
Target Code	Left Side				Target Code	Right Side			
	Horizontal Angles (deg.)		Vertical Angles (deg.)			Horizontal Angles (deg.)		Vertical Angles (deg.)	
	Minimum	Maximum	Minimum	Maximum		Minimum	Maximum	Minimum	Maximum
AP1	205	248	-5	41	AP1	112	155	-5	41
AP2	205	248	-5	4	AP2	112	155	-5	4
AP3	205	248	-5	18	AP3	112	155	-5	18
BP1	201	282	-10	11	BP1	78	159	-10	11
BP2	Any		0	5	BP2	Any		0	5
BP3	201	282	-10	-10	BP3	78	159	-10	-10
BP4	201	282	-10	5	BP4	78	159	-10	5
OP1	270		-10	9	OP1	90		-10	9
OP2	270		-10	9	OP2	90		-10	9
RP1	270	345	-10	N/A	RP1	15	90	-10	N/A
RP2	270	345	-10	N/A	RP2	15	90	-10	N/A
FH1	180		0	50	FH1	180		0	50
FH2	180		0	50	FH2	180		0	50
RH	360		0	N/A	RH	0		0	N/A
SR1	270		0	45	SR1	90		0	45
SR2A	270		0	6	SR2A	90		0	6
SR2B	270		0	14	SR2B	90		0	11
SR3	270		0	6	SR3	90		0	6
SR3GH	270		0	14	SR3GH	90		0	14
URAP	ANY		0	50	URAP	ANY		0	50
URBP	ANY		0	50	URBP	ANY		0	50
URRP	ANY		0	50	URRP	ANY		0	50

Note : BP2 target location – Seat belt anchorage
 N/A – Not Available

DATA SHEET 2-4

SUMMARY TARGET IMPACT LOCATION ON FMH

VEHICLE YEAR/MAKE/MODEL/STYLE:	2010 Ford Transit Connect
VIN:	NM0KS9BN7AT016628
DATE OF MANUFACTURE:	8/09(SEE CERTIFICATION LABEL)
COLOR:	Panther Black Metallic



↖ RIGHT SIDE OF FACE

TARGET	Distance Above Point 0 (mm)	Distance Over From Pt. O (mm)
SR2B RH	25	-3 L
SR2B LH	19	-4 L
URBP	56	-15 L
BP4 R1	18	5 R


SECTION 3

SUMMARY OF TEST RESULTS AND DATA PLOTS

VEHICLE YEAR/MAKE/MODEL/STYLE:	2010 Ford Transit Connect
VIN:	NM0KS9BN7AT016628
DATE OF MANUFACTURE:	8/09(SEE CERTIFICATION LABEL)
COLOR:	Panther Black Metallic

Test Number:	01
Test Date:	April 20, 2010
Target Location:	SR2B RH
Target Code:	SR2B RH
Horizontal Impact Angle:	90
Vertical Impact Angle:	15
Ambient Temperature:	22 C
Relative Humidity:	27.2 %
Time of Impact:	10:17 am
Headform Number:	1142

Impact Point Description (from lower midpoint on midsagittal line)			
On Centerline	-3	<input type="checkbox"/>	mm right <input checked="" type="checkbox"/> mm left
On Centerline	25		mm up



POST-IMPACT SR2B RH HEADFORM

Free Motion HIC	1103.0
HIC(d)	998.5
Impact Velocity (kph)	23.9
HIC T1 (msec)	3.2
HIC T2 (msec)	9.4

SR2B RH Side CA0216 - SR2B RH

FMH Headform 1142

Location: SR2B RH

Test Date: April 20, 2010

Work File: fmh

-----TEST RESULTS-----

Lab Temperature: 22 C

HICd: 998.5

Lab Humidity: 29 %

HIC (36ms): 1103.0

Velocity at Impact: 23.87 KPH

t1: 3.2 msec

t2: 9.4 msec

Free Flight Distance: 225.76 mm

Duration: 6.2 msec

Maximum: 161.5 g

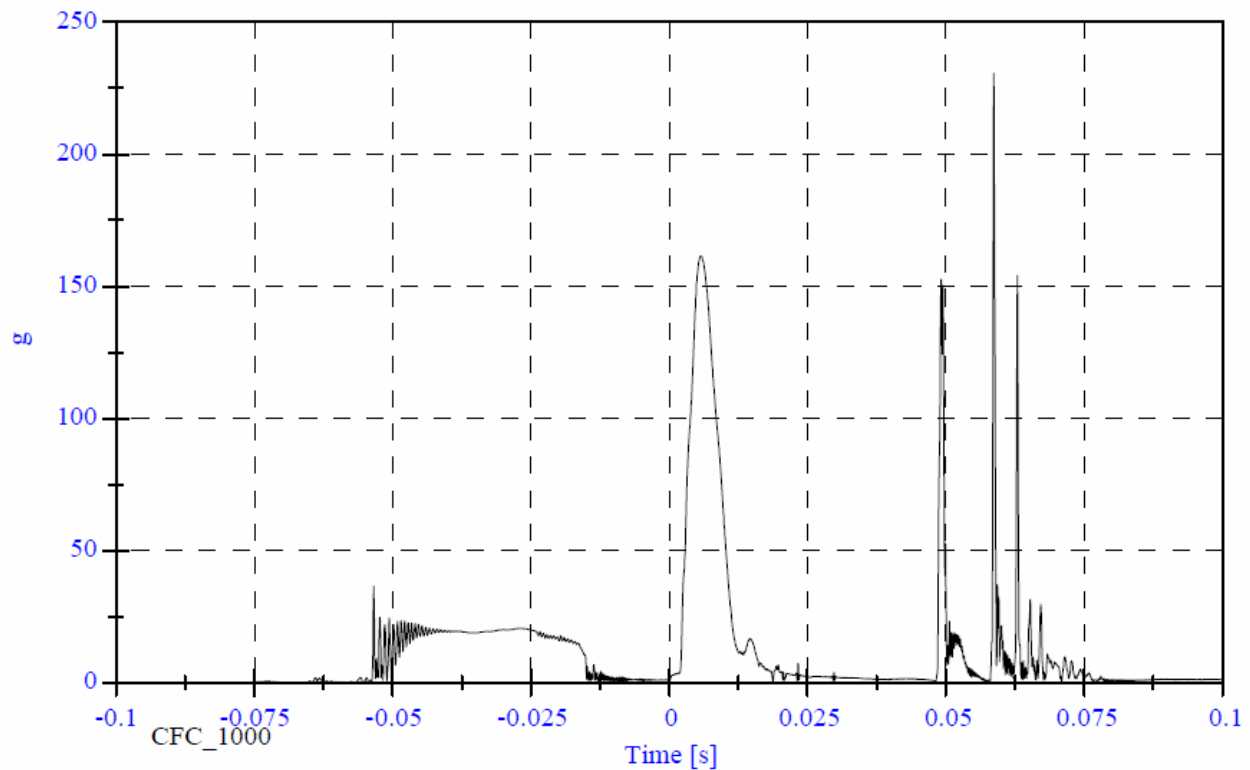
Average Acceleration: 11.4 g

SR2B RH Side

Headform Resultant

Max: 161.5 [g] at 0.006 [s]

Min: 0.0 [g] at -0.089 [s]

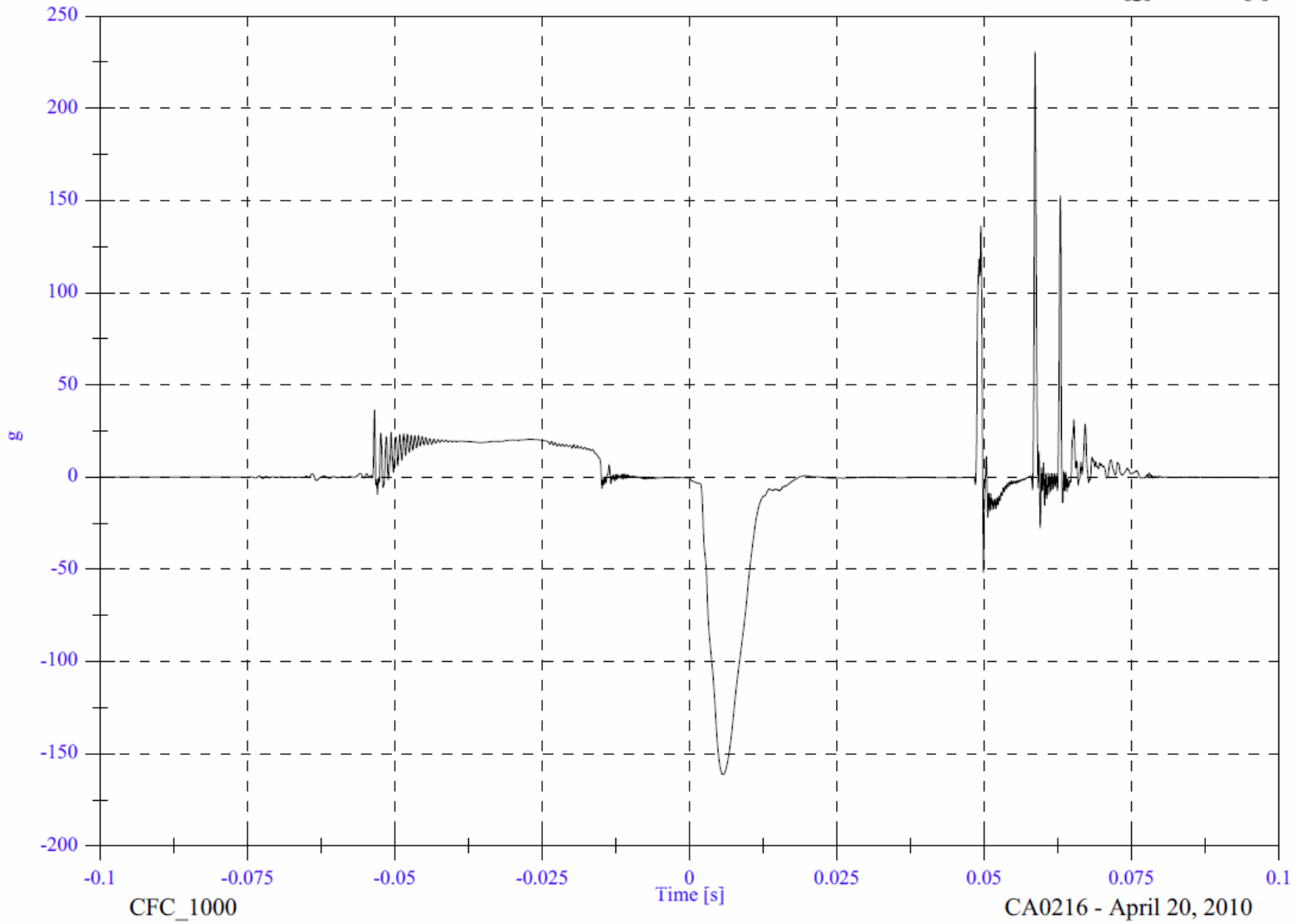


SR2B RH Side

Headform X Acceleration

Max: 230.7 [g] at 0.059 [s]

Min: -161.2 [g] at 0.006 [s]

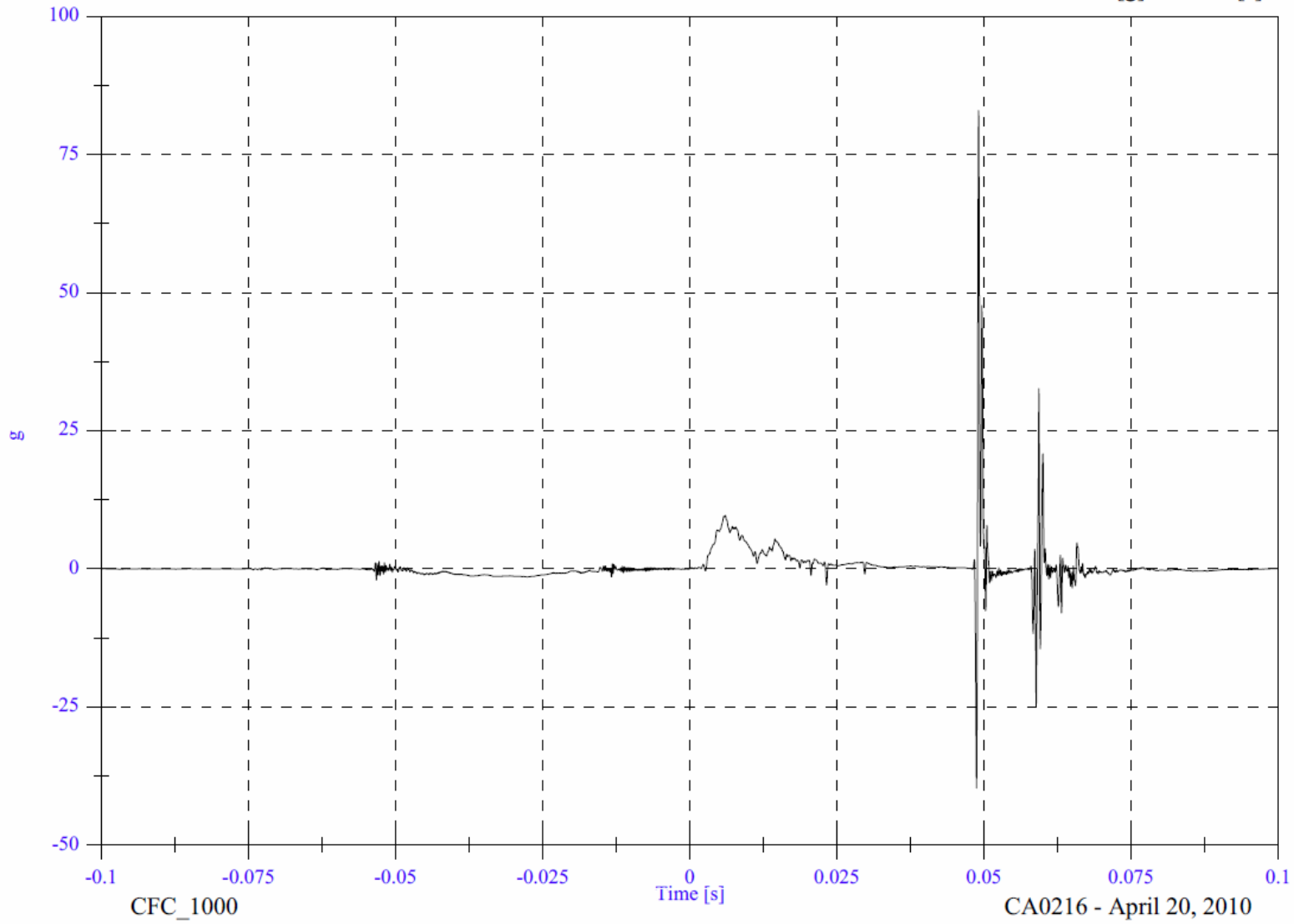


SR2B RH Side

Headform Y Acceleration

Max: 82.9 [g] at 0.049 [s]

Min: -39.7 [g] at 0.049 [s]

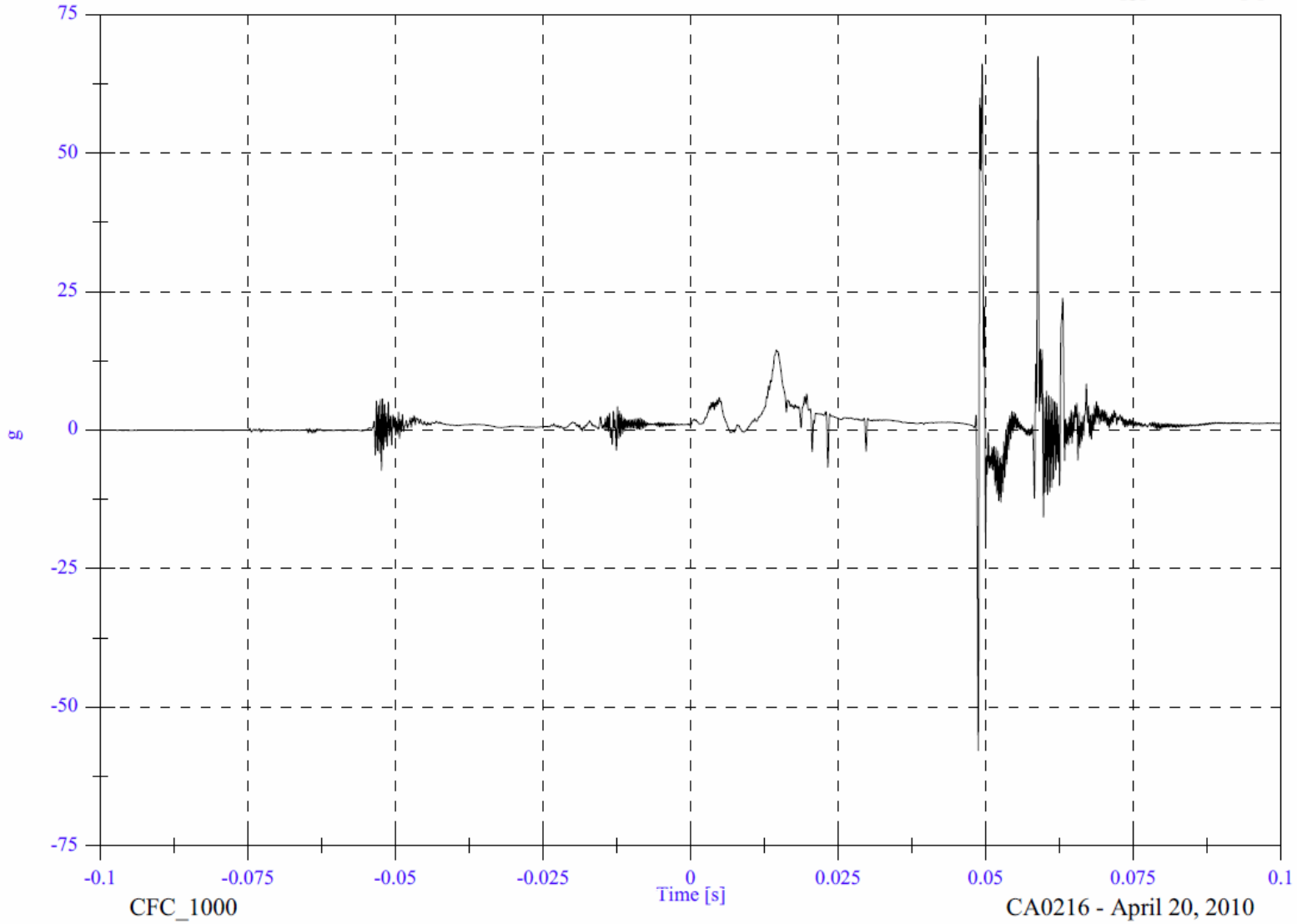


SR2B RH Side

Headform Z Acceleration

Max: 67.4 [g] at 0.059 [s]

Min: -57.8 [g] at 0.049 [s]

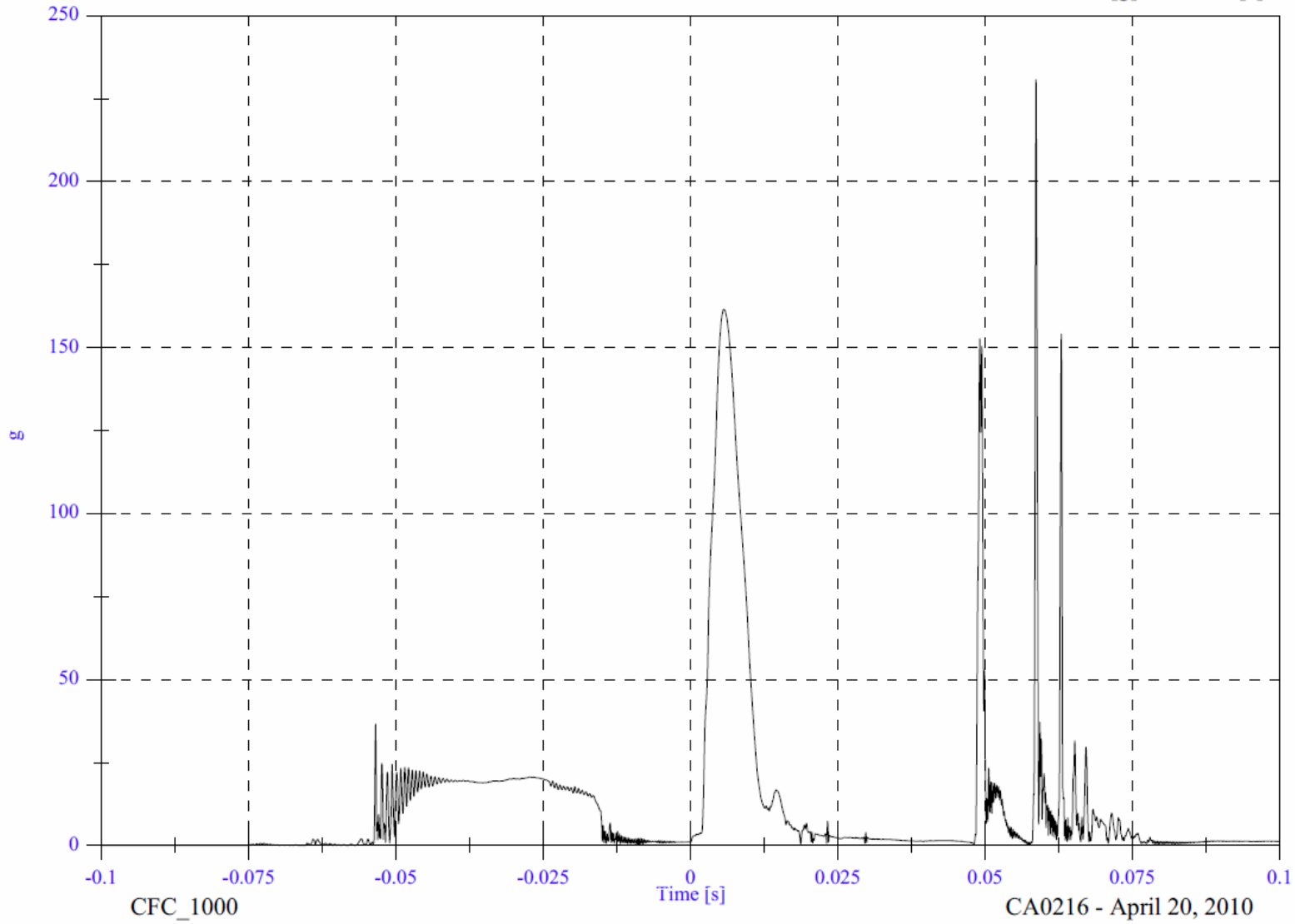


SR2B RH Side

Headform Resultant

Max: 230.7 [g] at 0.059 [s]

Min: 0.0 [g] at -0.089 [s]

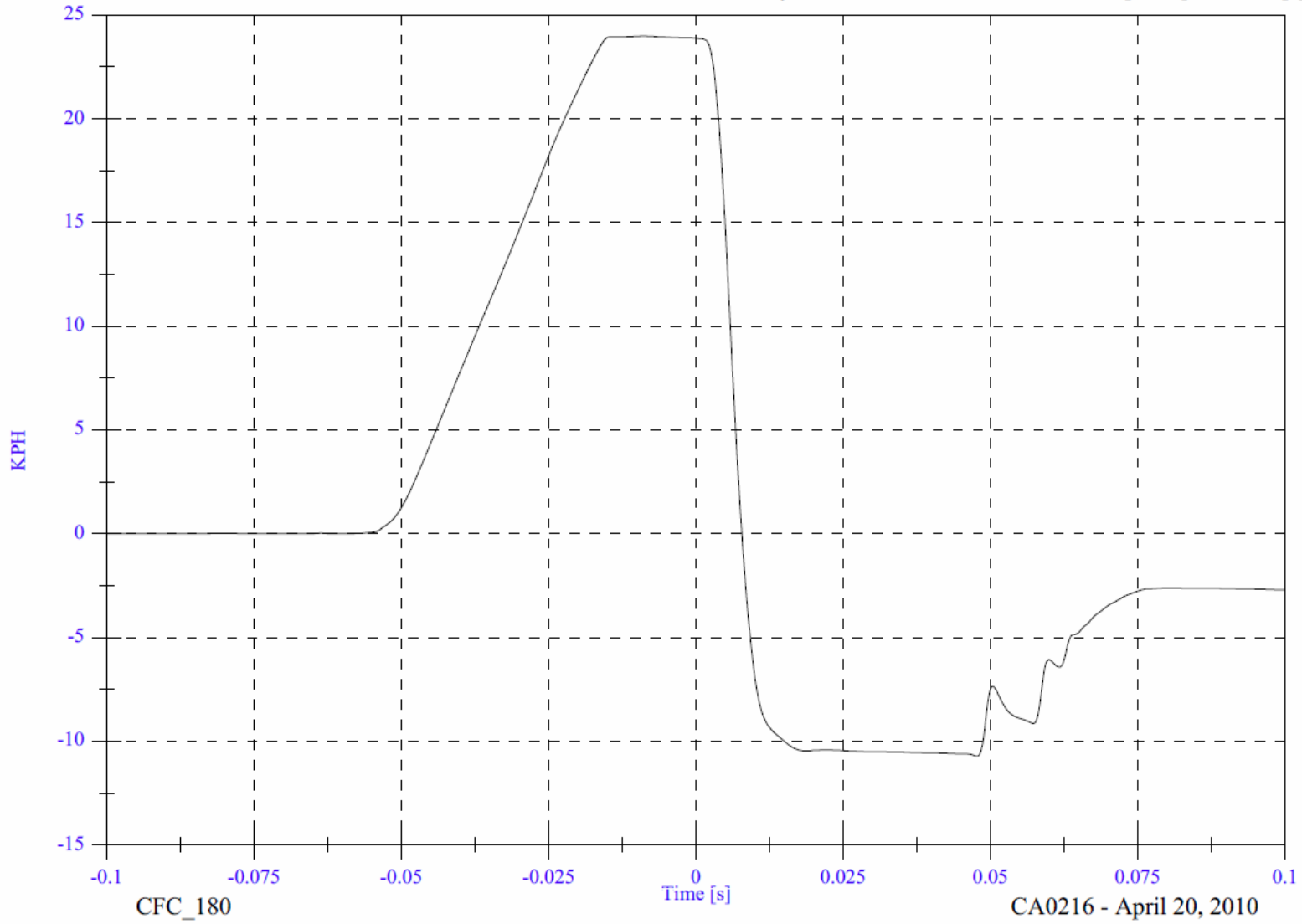


SR2B RH Side

Headform Velocity

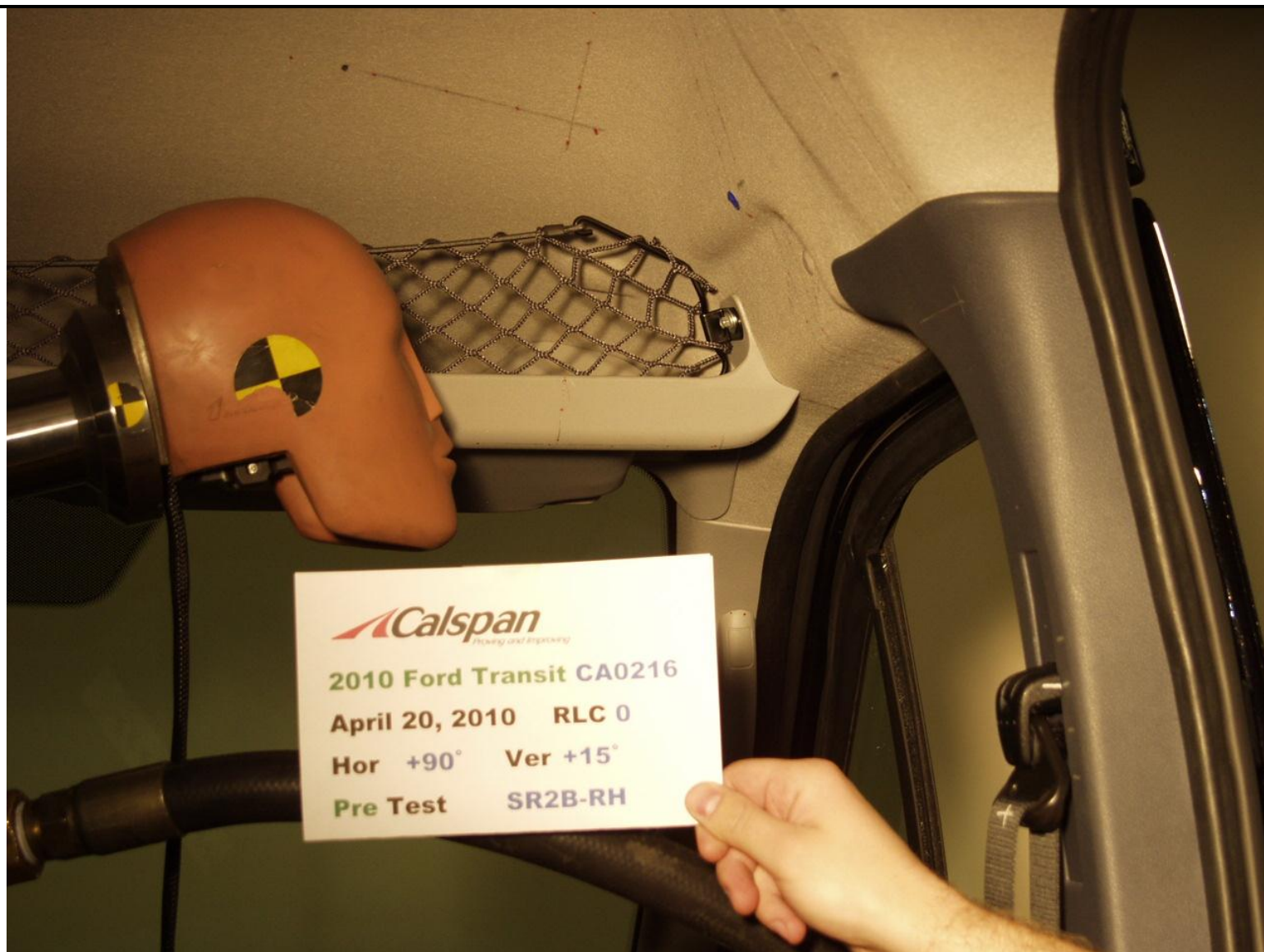
Max: 24.0 [KPH] at -0.009 [s]

Min: -10.7 [KPH] at 0.048 [s]



CFC_180

CA0216 - April 20, 2010



PRE-IMPACT SR2B RH



POST-IMPACT SR2B RH

VEHICLE YEAR/MAKE/MODEL/STYLE:	2010 Ford Transit Connect
VIN:	NM0KS9BN7AT016628
DATE OF MANUFACTURE:	8/09(SEE CERTIFICATION LABEL)
COLOR:	Panther Black Metallic

Test Number:	02
Test Date:	April 20, 2010
Target Location:	SR2B LH
Target Code:	SR2B LH
Horizontal Impact Angle:	270
Vertical Impact Angle:	11
Ambient Temperature:	22.5 C
Relative Humidity:	29.8 %
Time of Impact:	11:54 am
Headform Number:	1140

Impact Point Description (from lower midpoint on midsagittal line)			
On Centerline	-4	<input type="checkbox"/>	mm right <input checked="" type="checkbox"/> mm left
On Centerline	19		mm up



POST-IMPACT SR2B LH HEADFORM

Free Motion HIC	914.5
HIC(d)	991.5
Impact Velocity (kph)	23.4
HIC T1 (msec)	3.9
HIC T2 (msec)	10.0

SR2B LH Side CA0216 - SR2B LH

FMH Headform 1140

Location: SR2B LH

Test Date: April 20, 2010

Work File: fmh

-----TEST RESULTS-----

Lab Temperature: 22.4 C

HICd: 914.5

Lab Humidity: 29.8 %

HIC (36ms): 991.5

Velocity at Impact: 23.35 KPH

t1: 3.9 msec

t2: 10.0 msec

Free Flight Distance: 225.49 mm

Duration: 6.1 msec

Maximum: 158.2 g

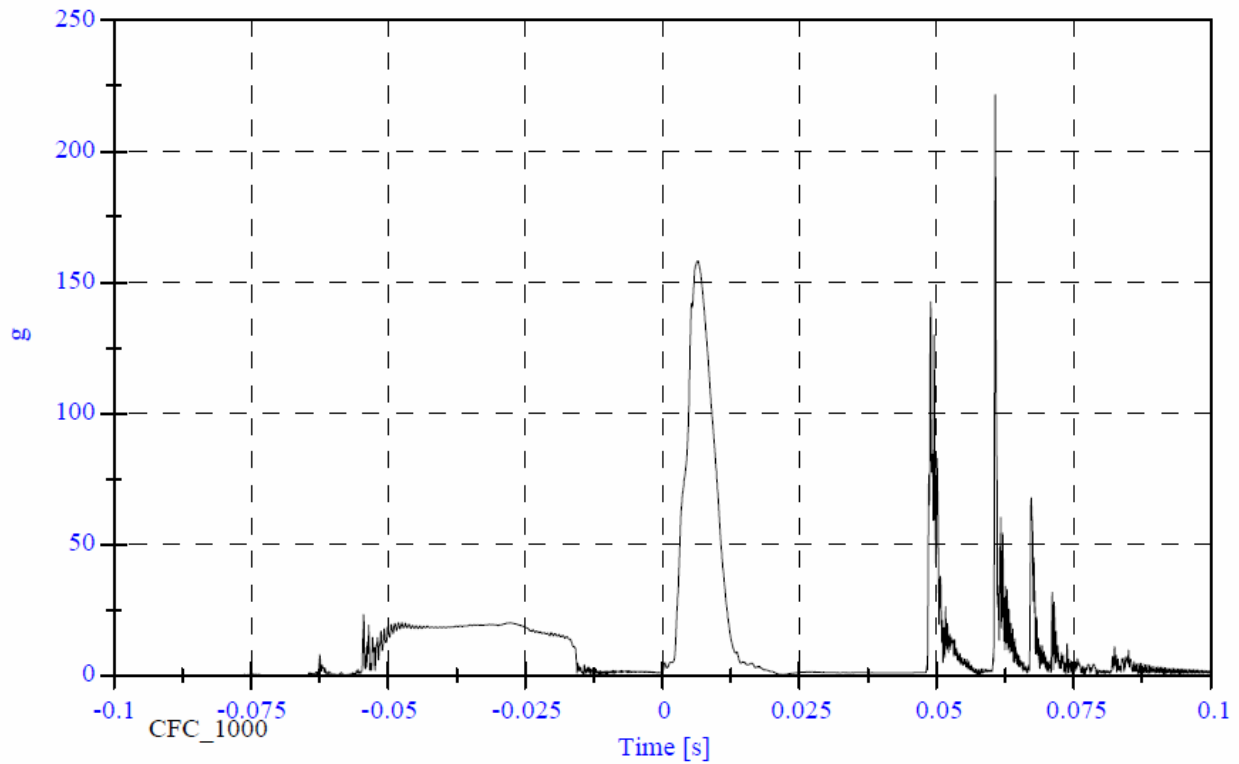
Average Acceleration: 11.2 g

SR2B LH Side

Max: 158.2 [g] at 0.007 [s]

Headform Resultant

Min: 0.0 [g] at -0.096 [s]

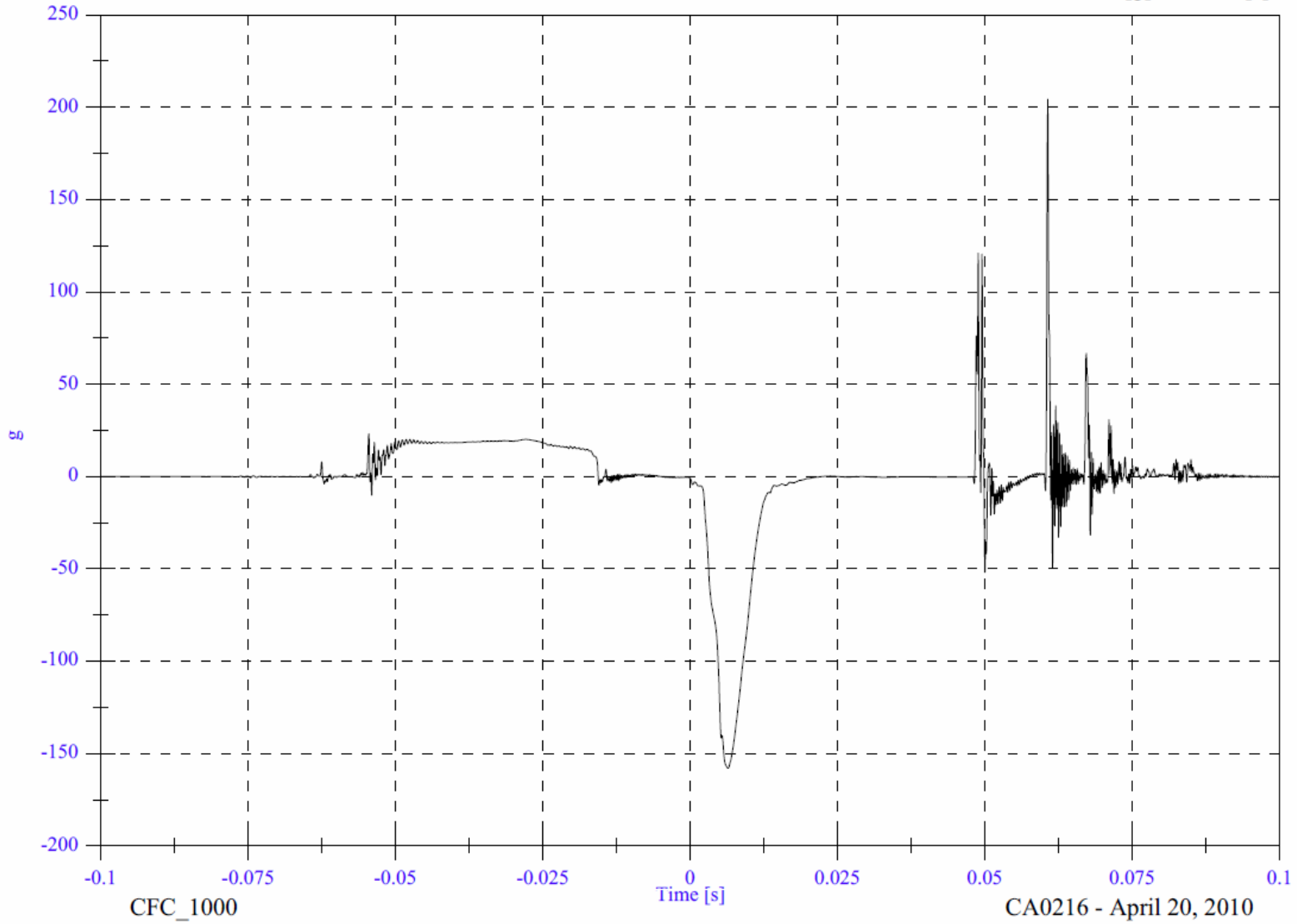


SR2B LH Side

Headform X Acceleration

Max: 204.4 [g] at 0.061 [s]

Min: -157.9 [g] at 0.007 [s]

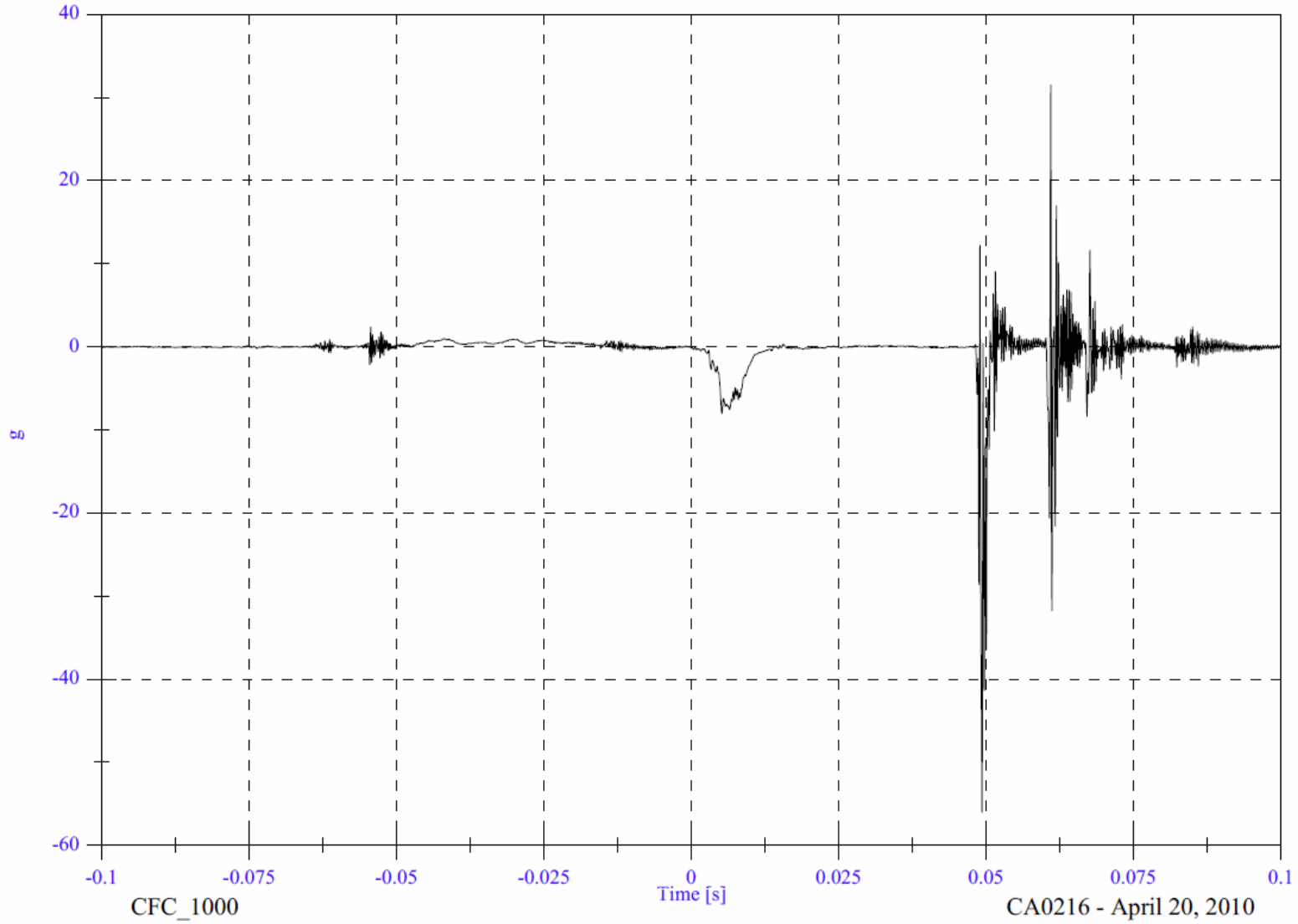


SR2B LH Side

Headform Y Acceleration

Max: 31.5 [g] at 0.061 [s]

Min: -56.0 [g] at 0.049 [s]

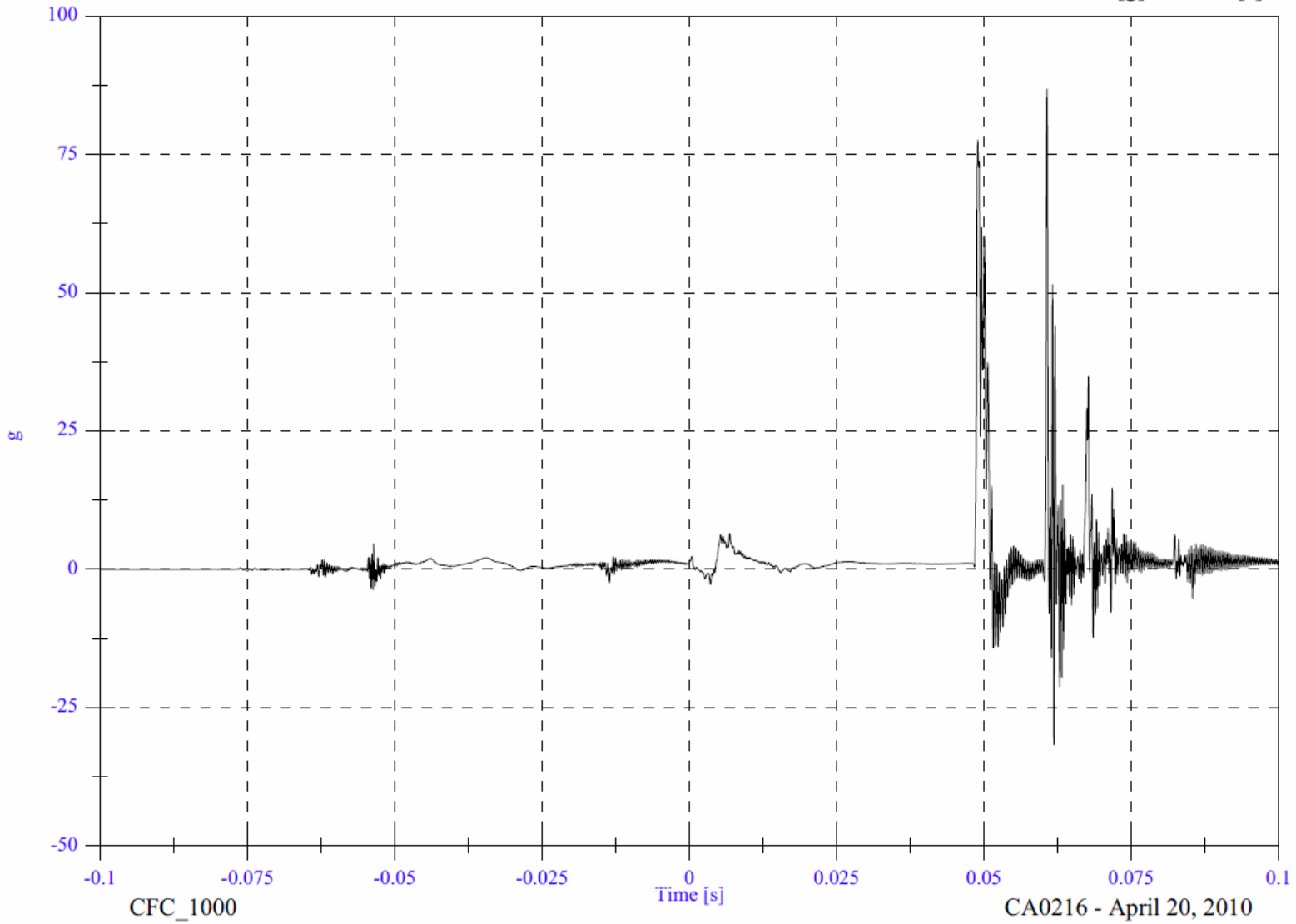


SR2B LH Side

Headform Z Acceleration

Max: 86.8 [g] at 0.061 [s]

Min: -31.7 [g] at 0.062 [s]

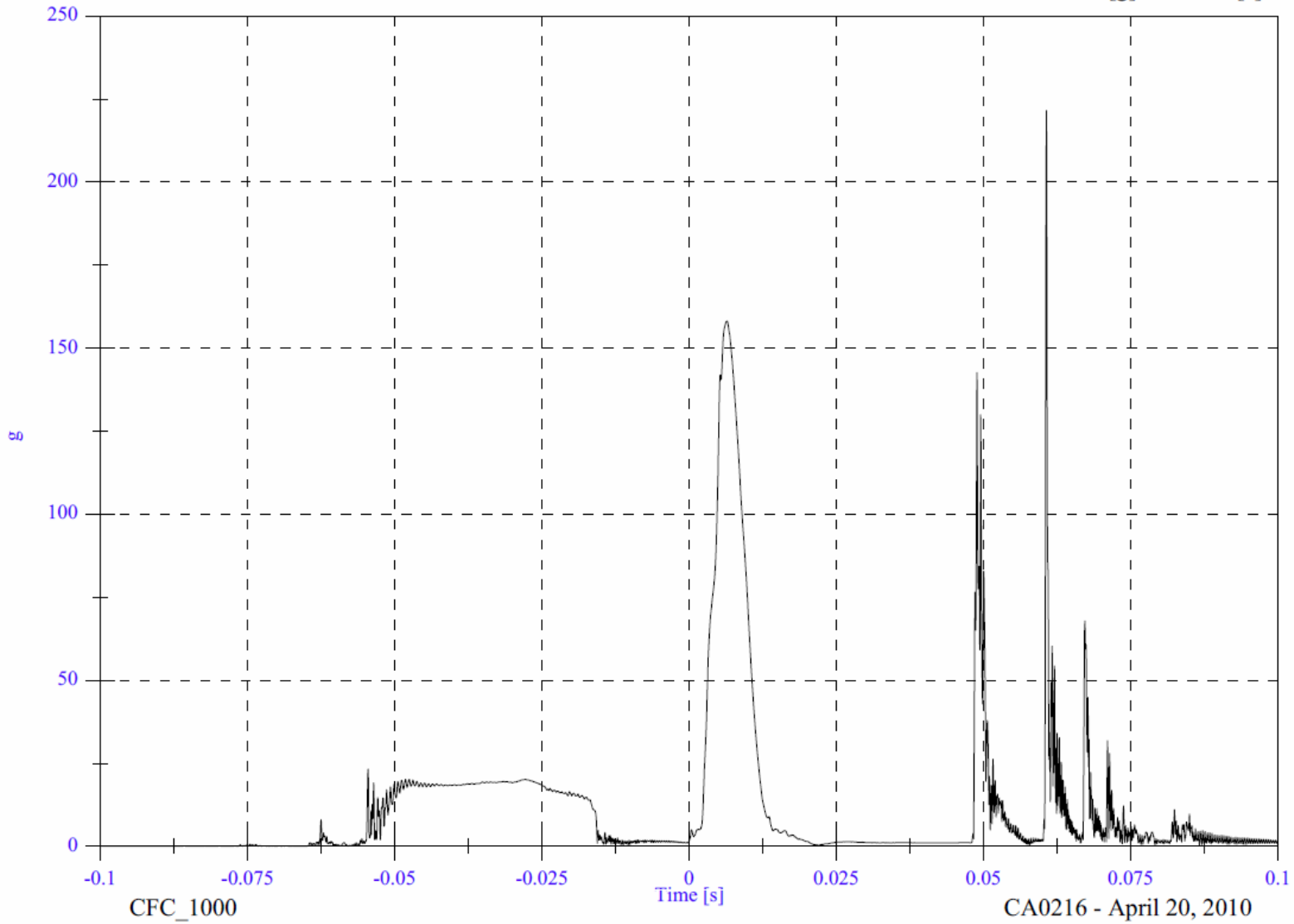


SR2B LH Side

Headform Resultant

Max: 221.6 [g] at 0.061 [s]

Min: 0.0 [g] at -0.096 [s]

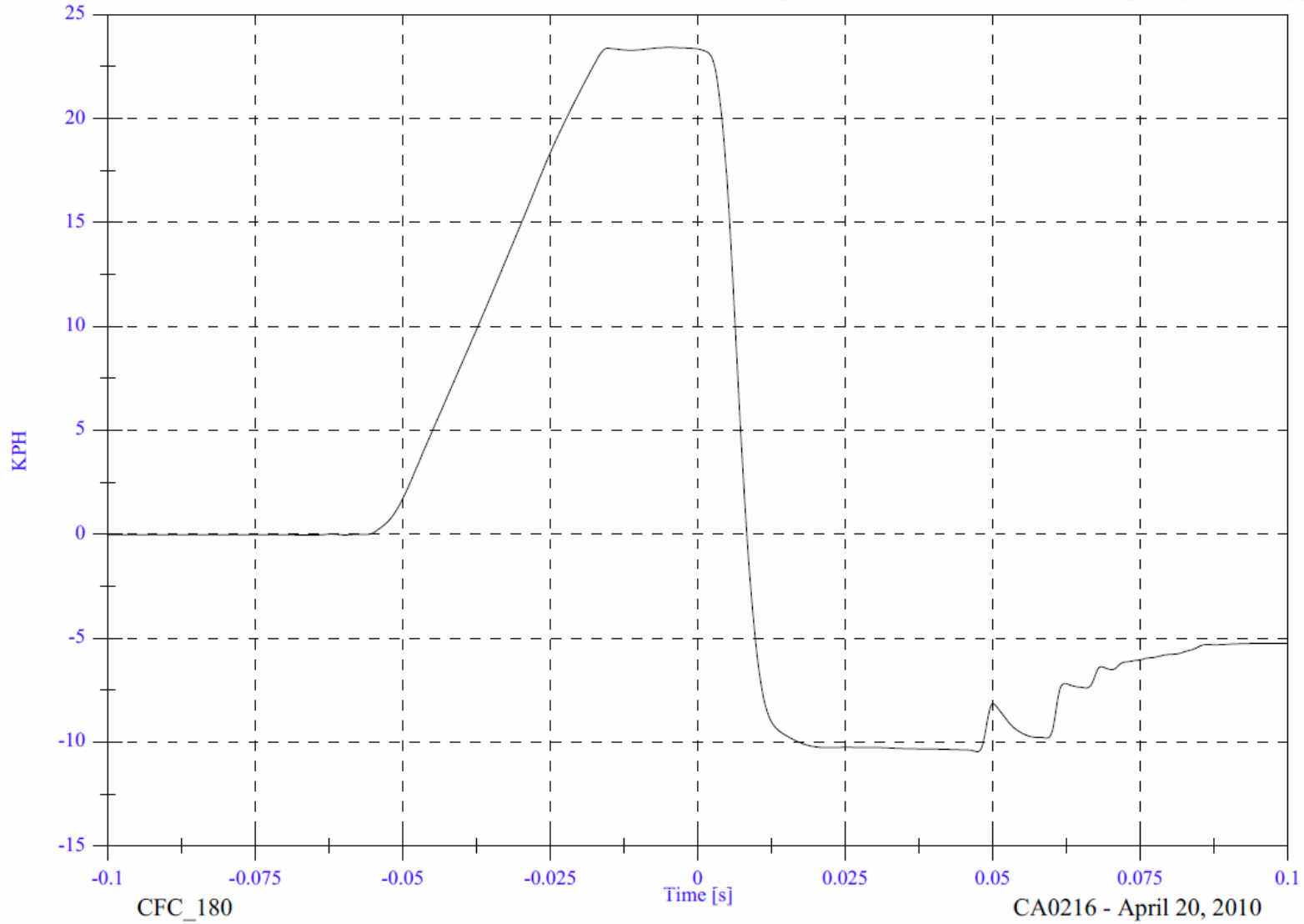


SR2B LH Side

Max: 23.4 [KPH] at -0.005 [s]

Min: -10.5 [KPH] at 0.047 [s]

Headform Velocity

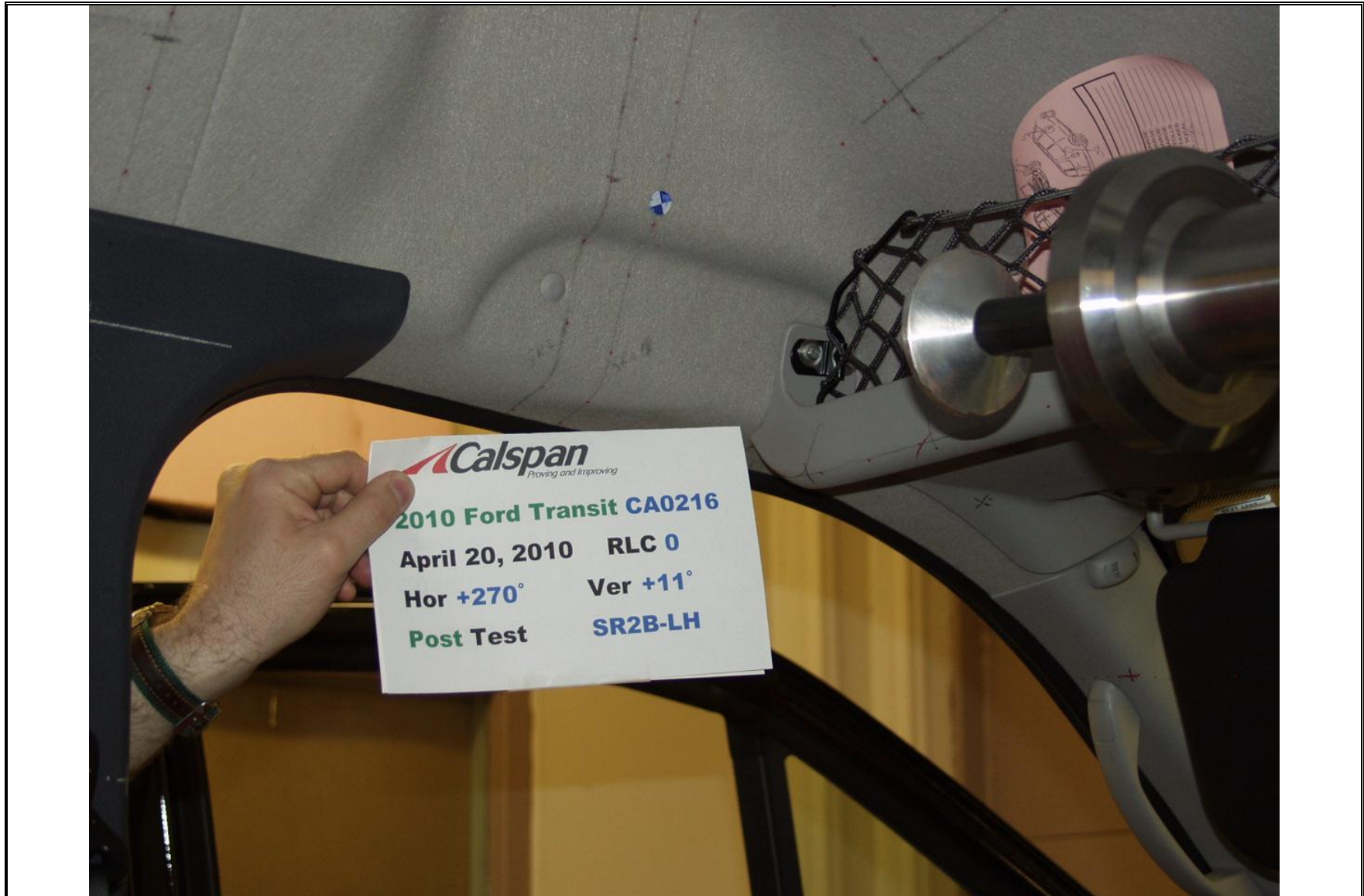


CFC_180

CA0216 - April 20, 2010



PRE-IMPACT SR2B LH



POST-IMPACT SR2B LH

VEHICLE YEAR/MAKE/MODEL/STYLE:	2010 Ford Transit Connect
VIN:	NM0KS9BN7AT016628
DATE OF MANUFACTURE:	8/09(SEE CERTIFICATION LABEL)
COLOR:	Panther Black Metallic

Test Number:	03
Test Date:	April 20, 2010
Target Location:	BP4 LH
Target Code:	BP4 LH
Horizontal Impact Angle:	242
Vertical Impact Angle:	5
Ambient Temperature:	22.5 C
Relative Humidity:	28.5 %
Time of Impact:	2:28 pm
Headform Number:	0355

Impact Point Description (from lower midpoint on midsagittal line)					
On Centerline	5	<input checked="" type="checkbox"/>	mm right	<input type="checkbox"/>	mm left
On Centerline	18				mm up



POST-IMPACT HEADFORM

Free Motion HIC	396.5
HIC(d)	465.5
Impact Velocity (kph)	23.4
HIC T1 (msec)	1.9
HIC T2 (msec)	10.7

BP4 LH Side CA0216 - BP4 LH

FMH Headform 0355

Location: BP4 LH

Test Date: April 20, 2010

Work File: fmh

-----TEST RESULTS-----

Lab Temperature: 22.5 C

HICd: 465.5

Lab Humidity: 28.5 %

HIC (36ms): 396.5

Velocity at Impact: 23.43 KPH

t1: 1.9 msec

t2: 10.7 msec

Free Flight Distance: 224.36 mm

Duration: 8.8 msec

Maximum: 96.1 g

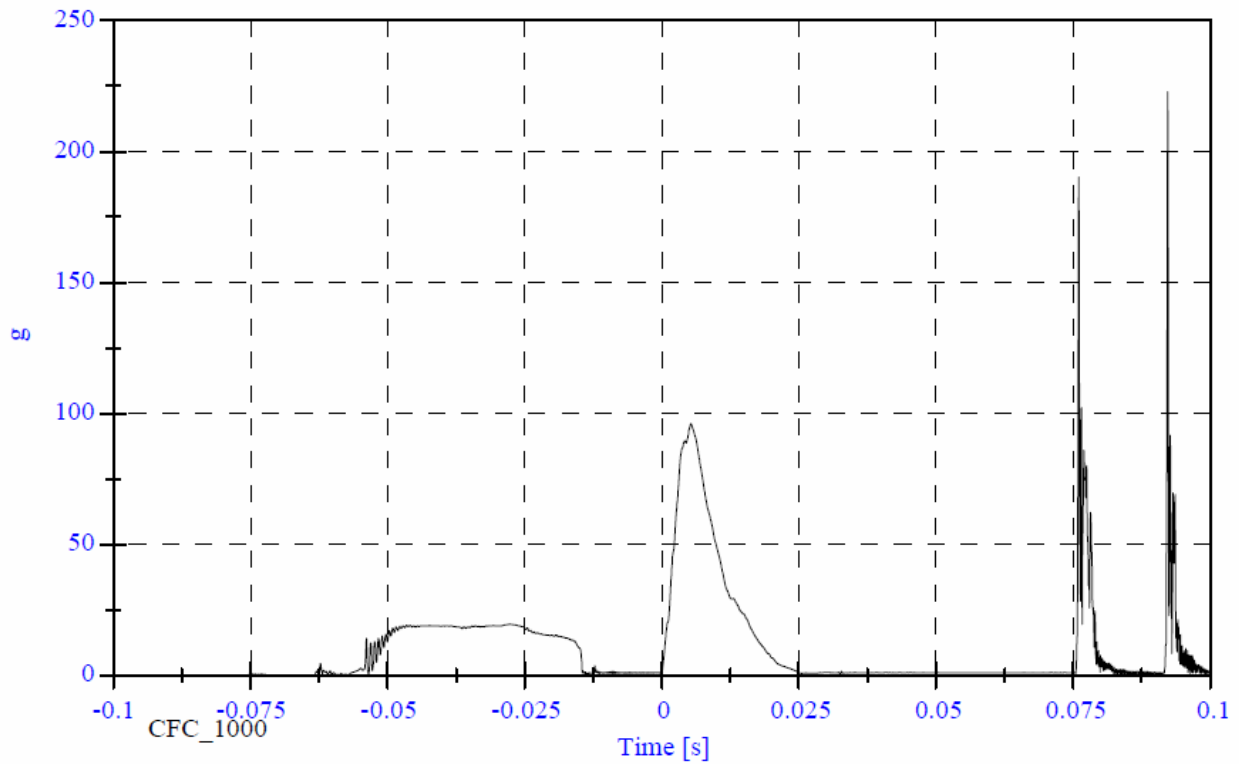
Average Acceleration: 10.1 g

BP4 LH Side

Max: 96.1 [g] at 0.005 [s]

Headform Resultant

Min: 0.0 [g] at -0.082 [s]

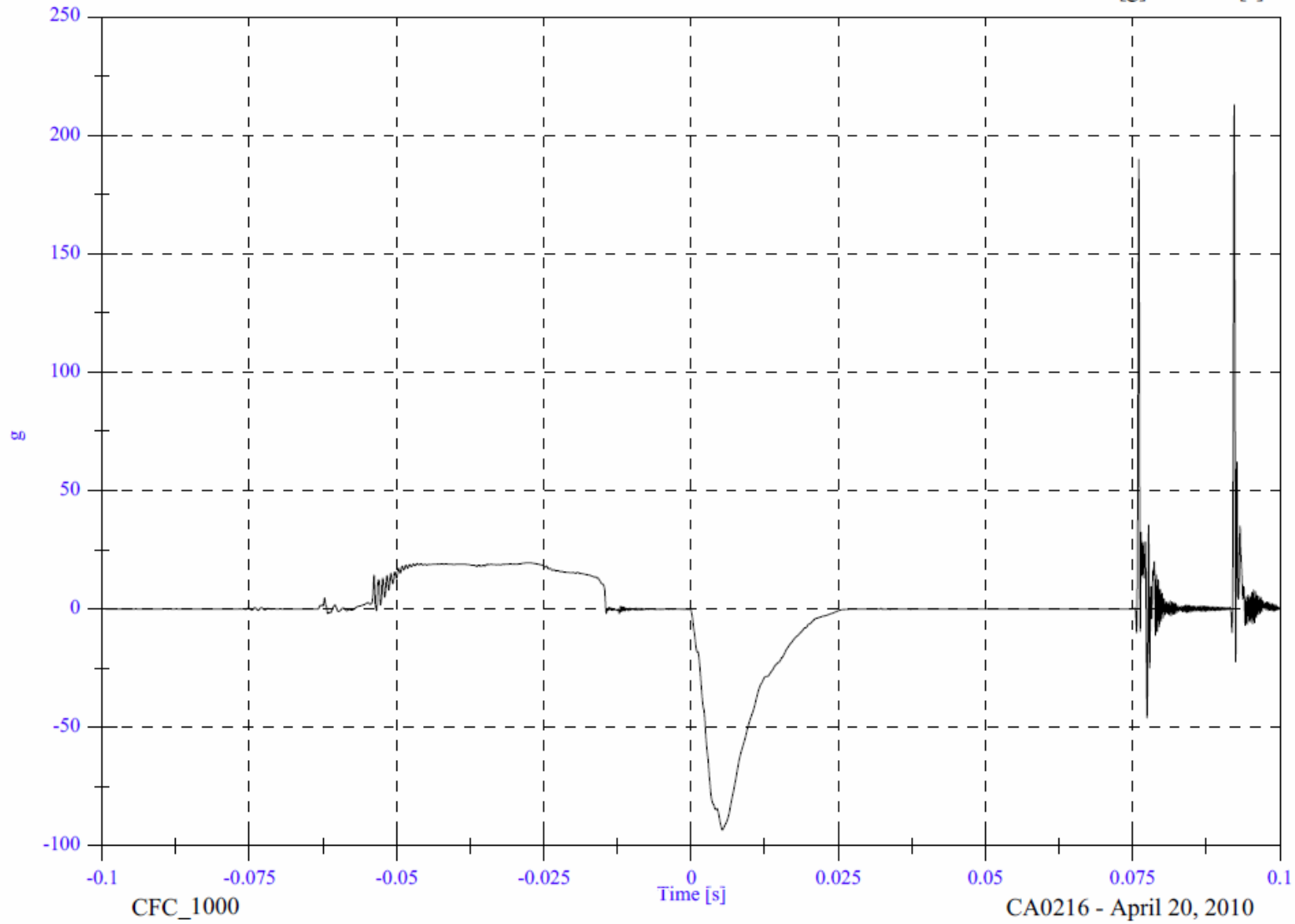


BP4 LH Side

Headform X Acceleration

Max: 212.8 [g] at 0.092 [s]

Min: -93.3 [g] at 0.005 [s]

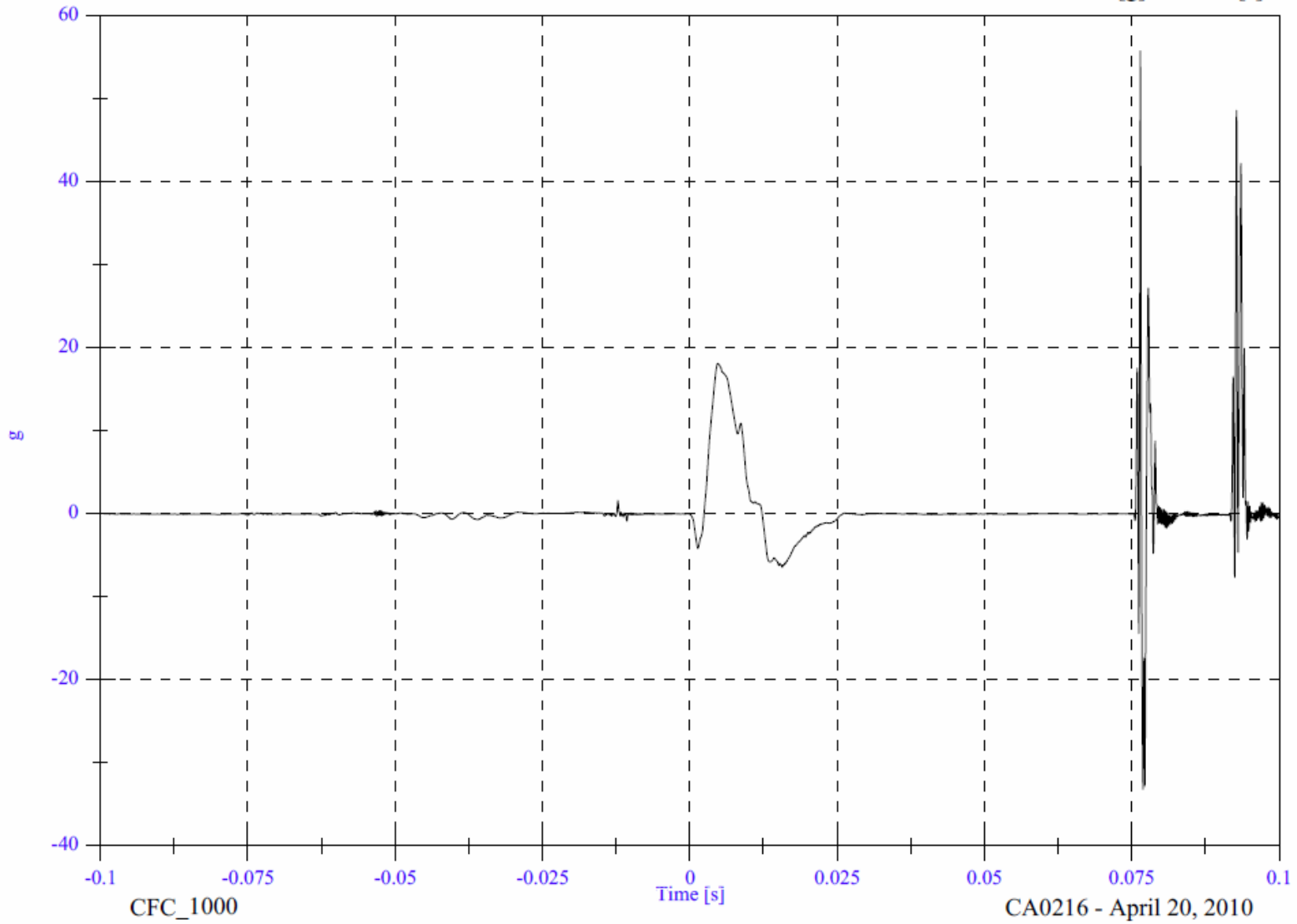


BP4 LH Side

Headform Y Acceleration

Max: 55.8 [g] at 0.076 [s]

Min: -33.2 [g] at 0.077 [s]

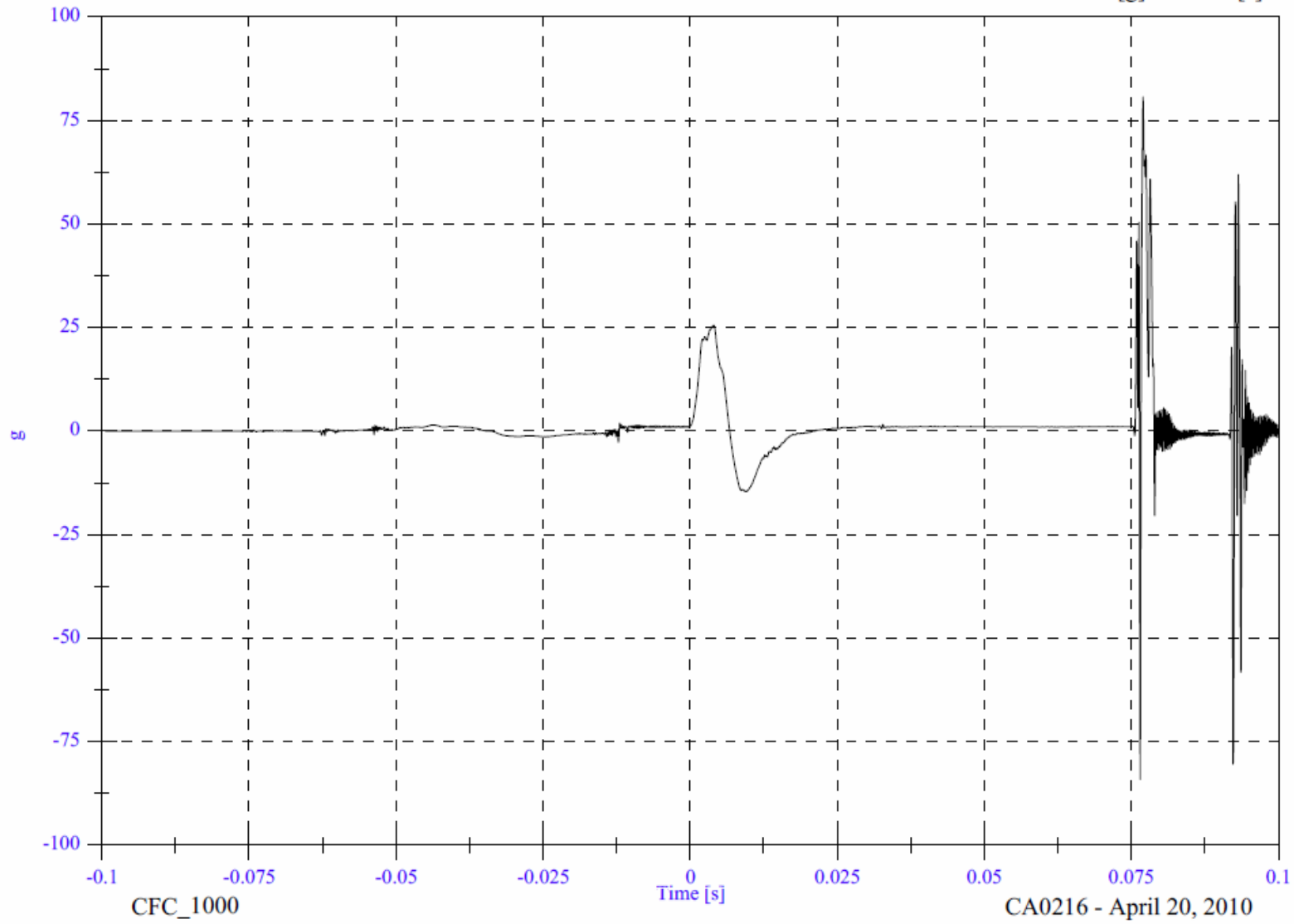


BP4 LH Side

Headform Z Acceleration

Max: 80.7 [g] at 0.077 [s]

Min: -84.1 [g] at 0.077 [s]

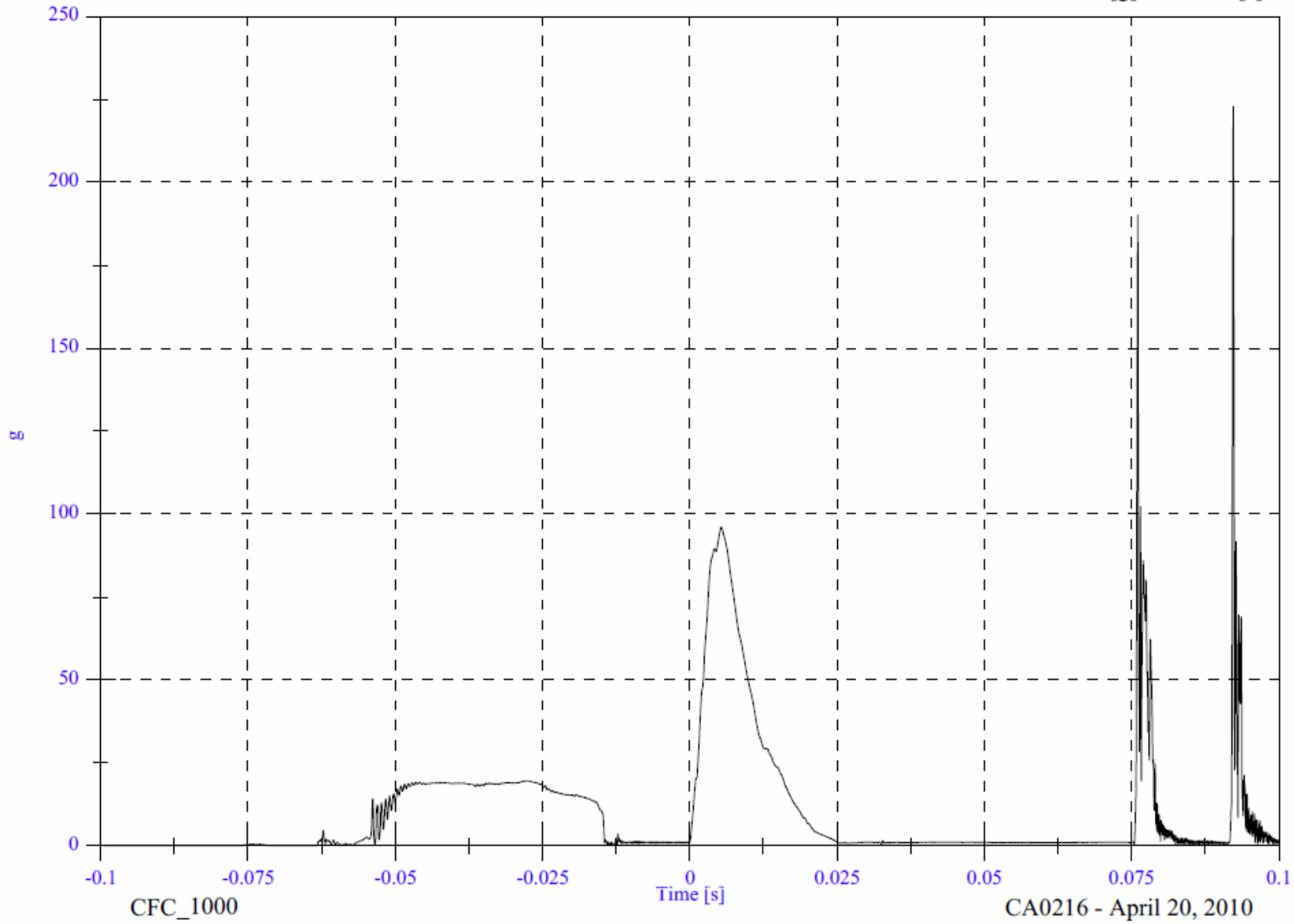


BP4 LH Side

Headform Resultant

Max: 222.8 [g] at 0.092 [s]

Min: 0.0 [g] at -0.082 [s]

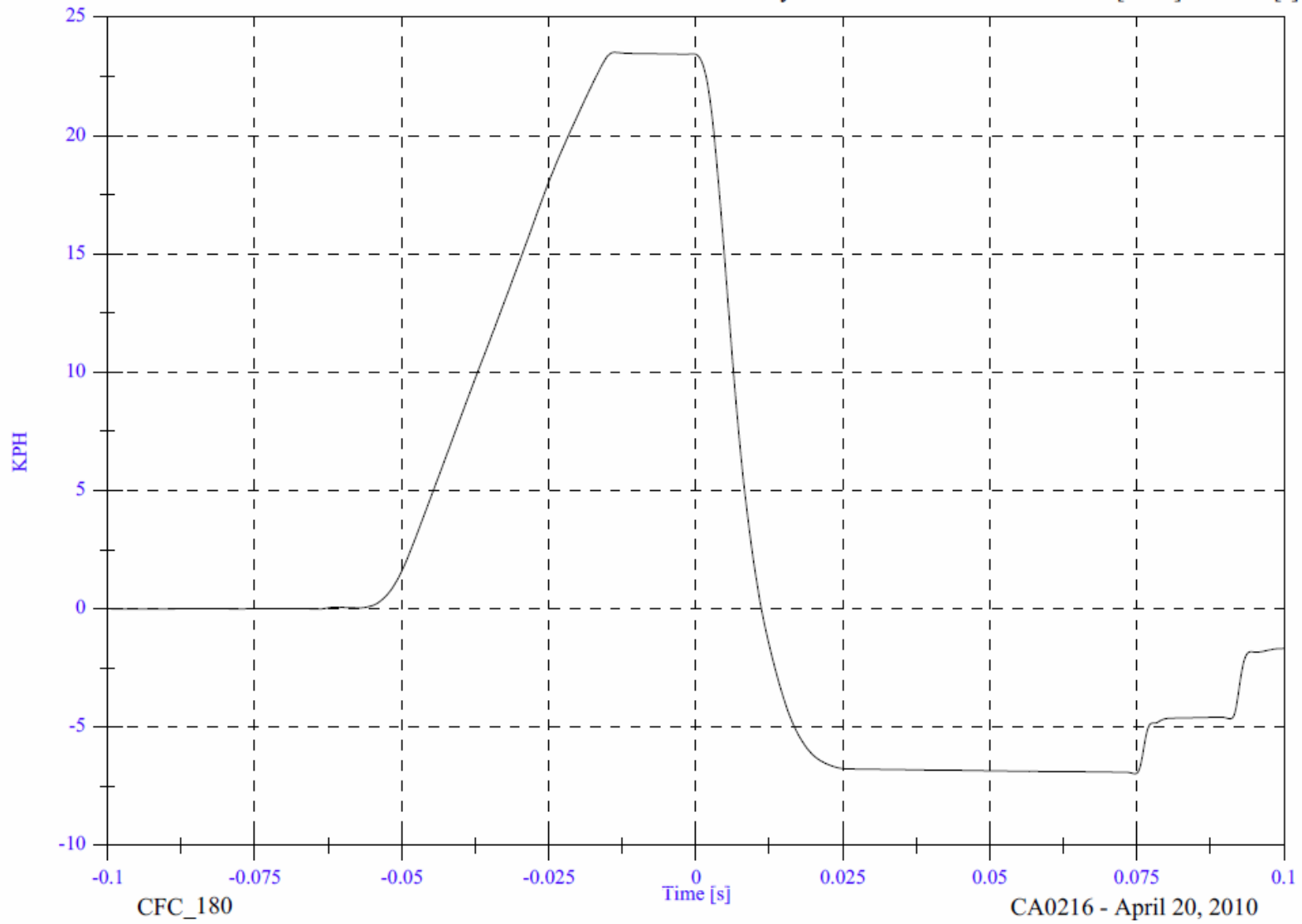


BP4 LH Side

Max: 23.5 [KPH] at -0.014 [s]

Min: -7.0 [KPH] at 0.075 [s]

Headform Velocity



CFC_180

CA0216 - April 20, 2010



PRE-IMPACT

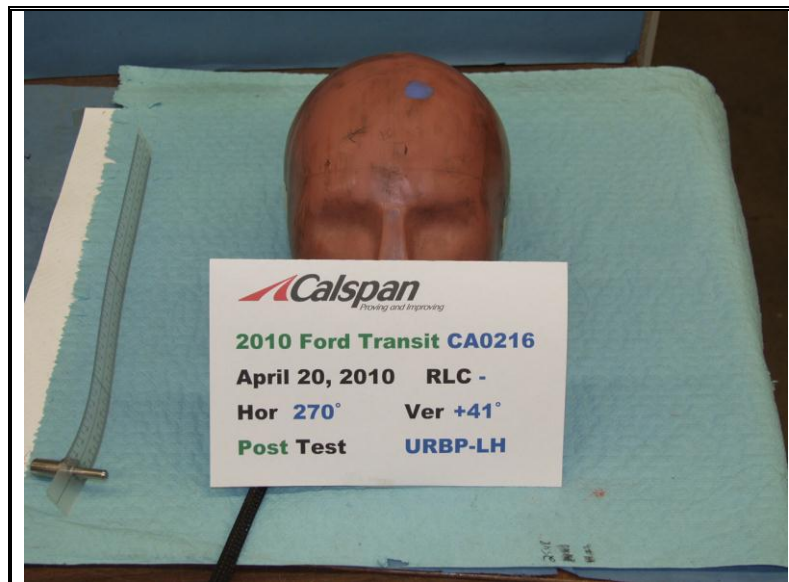


POST-IMPACT

VEHICLE YEAR/MAKE/MODEL/STYLE:	2010 Ford Transit Connect
VIN:	NM0KS9BN7AT016628
DATE OF MANUFACTURE:	8/09(SEE CERTIFICATION LABEL)
COLOR:	Panther Black Metallic

Test Number:	04
Test Date:	April 20, 2010
Target Location:	URBP LH
Target Code:	URBP LH
Horizontal Impact Angle:	270
Vertical Impact Angle:	41
Ambient Temperature:	22.5
Relative Humidity:	28.6 %
Time of Impact:	2:55 pm
Headform Number:	805

Impact Point Description (from lower midpoint on midsagittal line)			
On Centerline	-15	<input type="checkbox"/>	mm right <input checked="" type="checkbox"/> mm left
On Centerline	56		mm up



POST-IMPACT HEADFORM

Free Motion HIC	1270.8
HIC(d)	1125.2
Impact Velocity (kph)	23.7
HIC T1 (msec)	2.0
HIC T2 (msec)	5.2

URBP LH Side CA0216 - URBP LH

FMH Headform 805

Location: URBP LH

Test Date: April 20, 2010

Work File: fmh

-----TEST RESULTS-----

Lab Temperature: 22.5 C

HICd: 1125.2

Lab Humidity: 28,6 %

HIC (36ms): 1270.8

Velocity at Impact: 23.71 KPH

t1: 2.0 msec

t2: 5.2 msec

Free Flight Distance: 228.10 mm

Duration: 3.2 msec

Maximum: 221.4 g

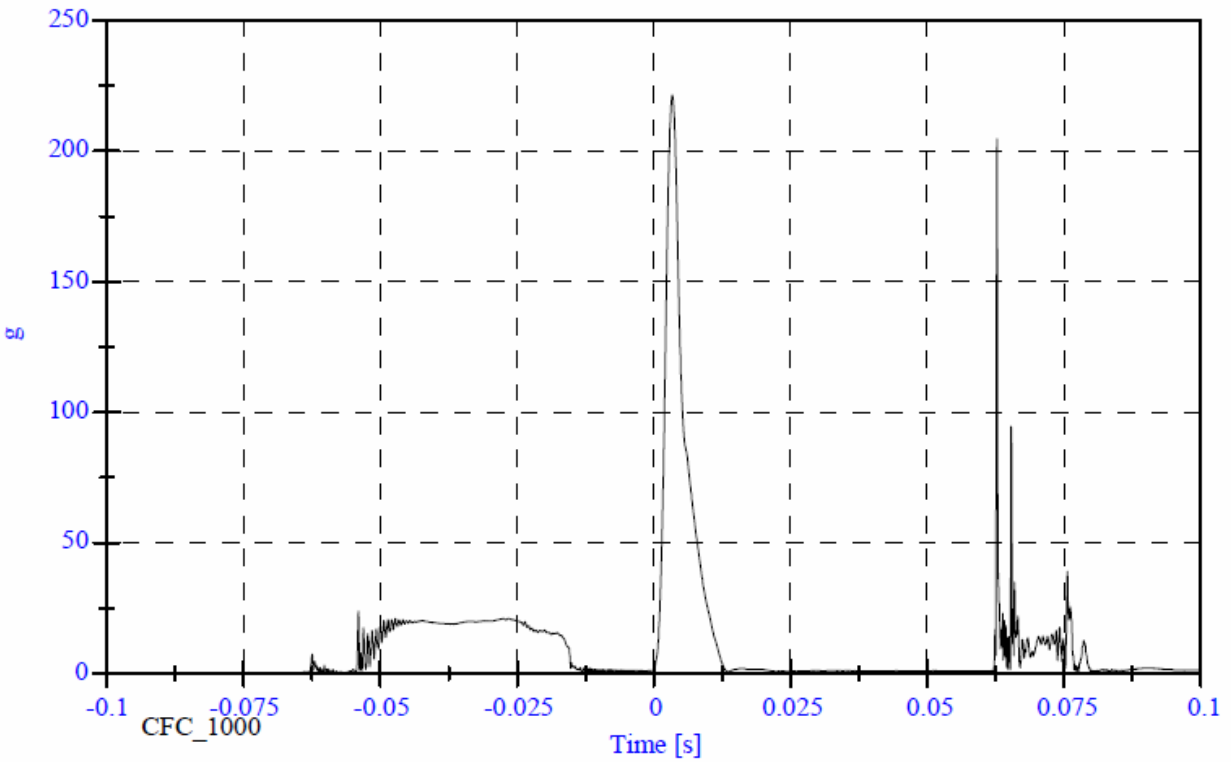
Average Acceleration: 10.0 g

URBP LH Side

Max: 221.4 [g] at 0.003 [s]

Headform Resultant

Min: 0.0 [g] at -0.093 [s]

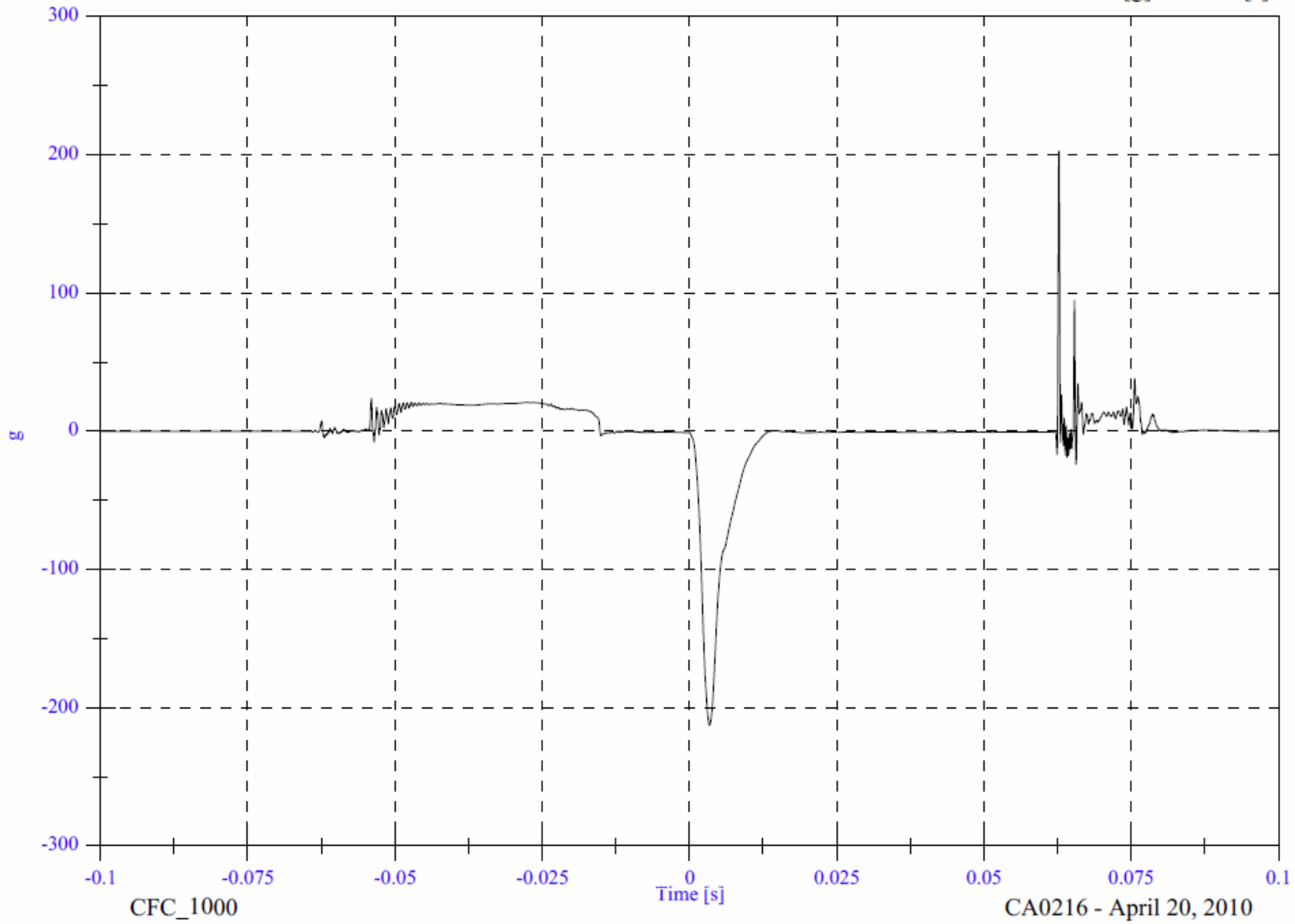


URBP LH Side

Headform X Acceleration

Max: 202.7 [g] at 0.063 [s]

Min: -212.7 [g] at 0.003 [s]

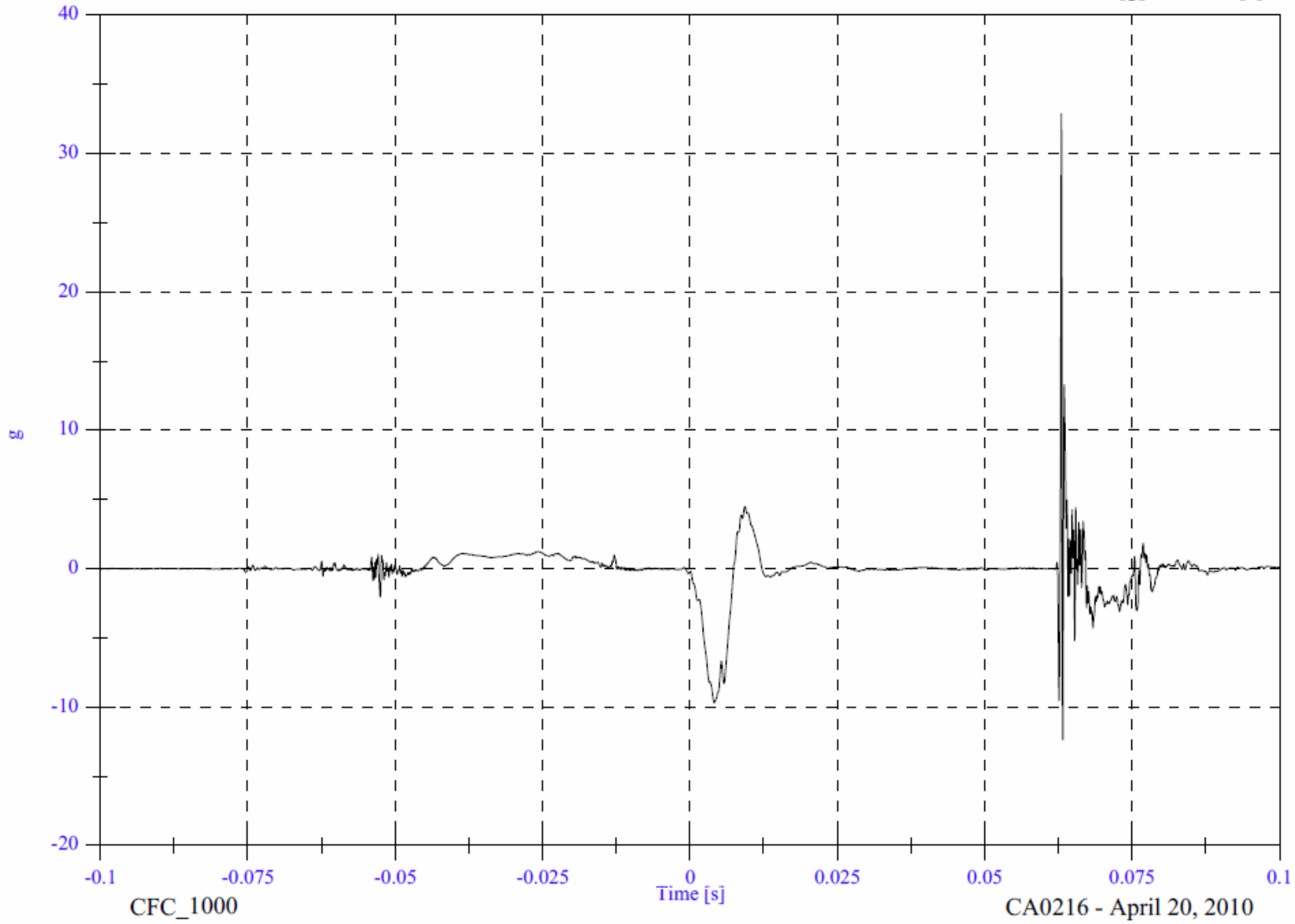


URBP LH Side

Headform Y Acceleration

Max: 32.9 [g] at 0.063 [s]

Min: -12.4 [g] at 0.063 [s]

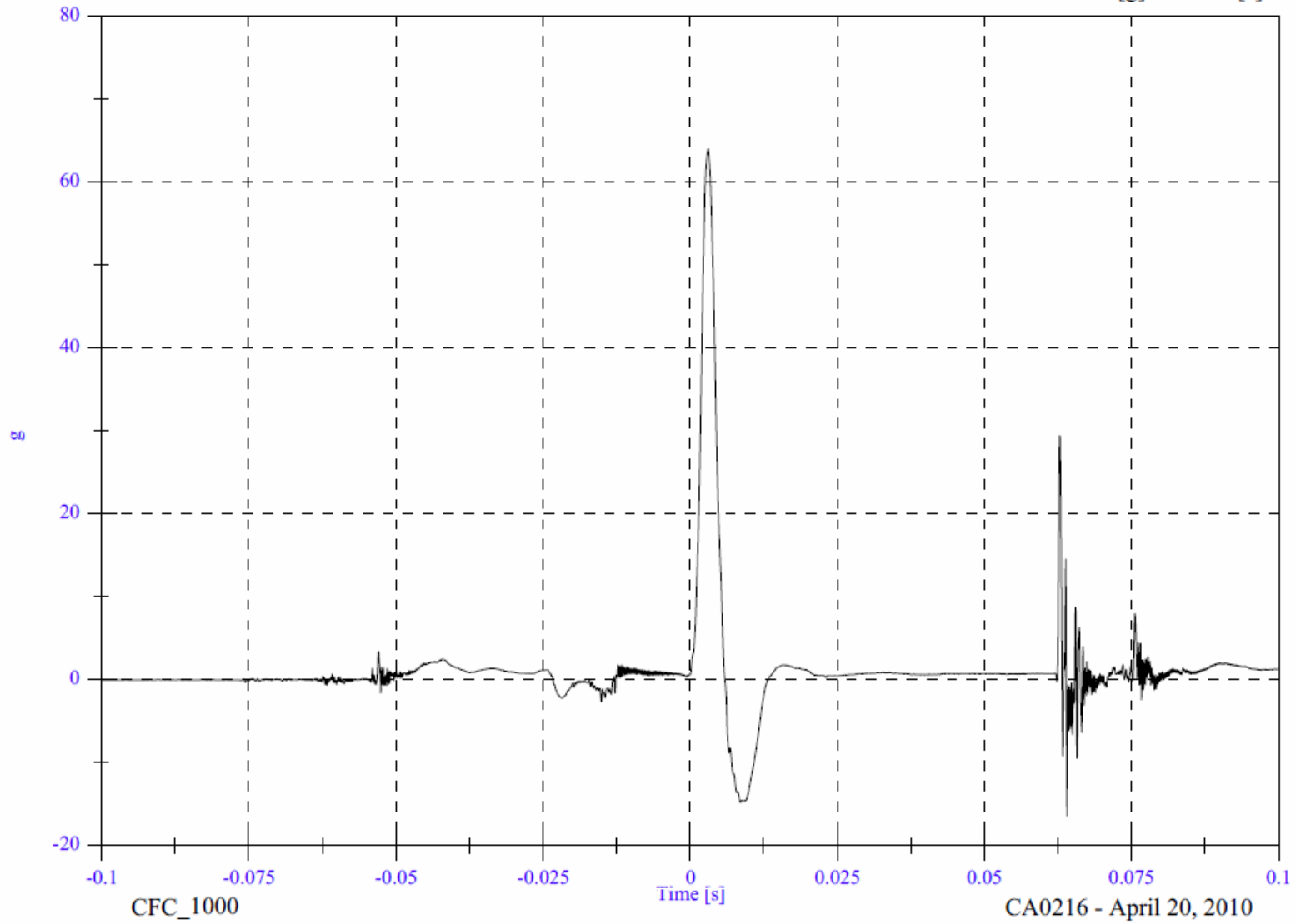


URBP LH Side

Headform Z Acceleration

Max: 64.1 [g] at 0.003 [s]

Min: -16.4 [g] at 0.064 [s]

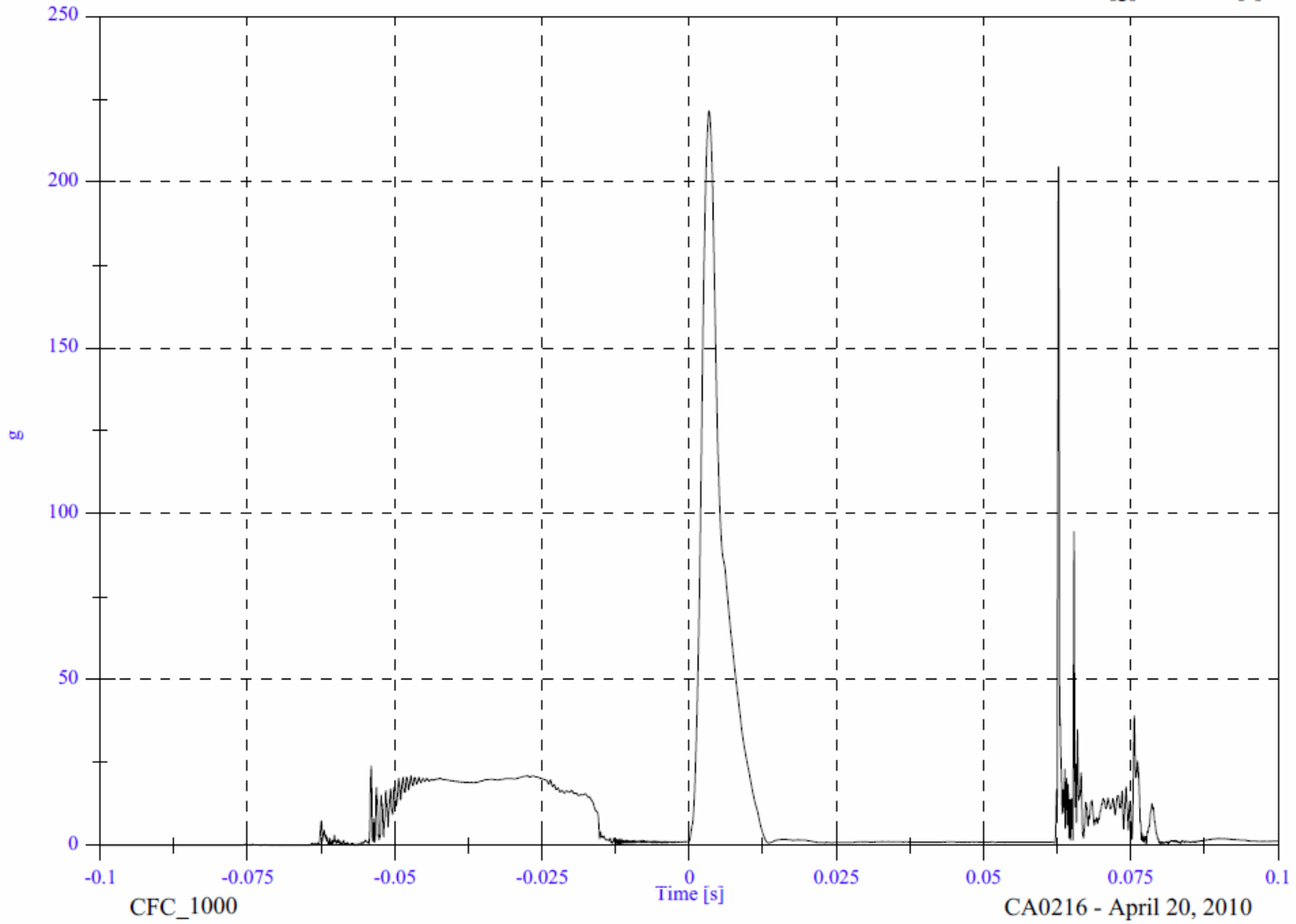


URBP LH Side

Headform Resultant

Max: 221.4 [g] at 0.003 [s]

Min: 0.0 [g] at -0.093 [s]



CFC_1000

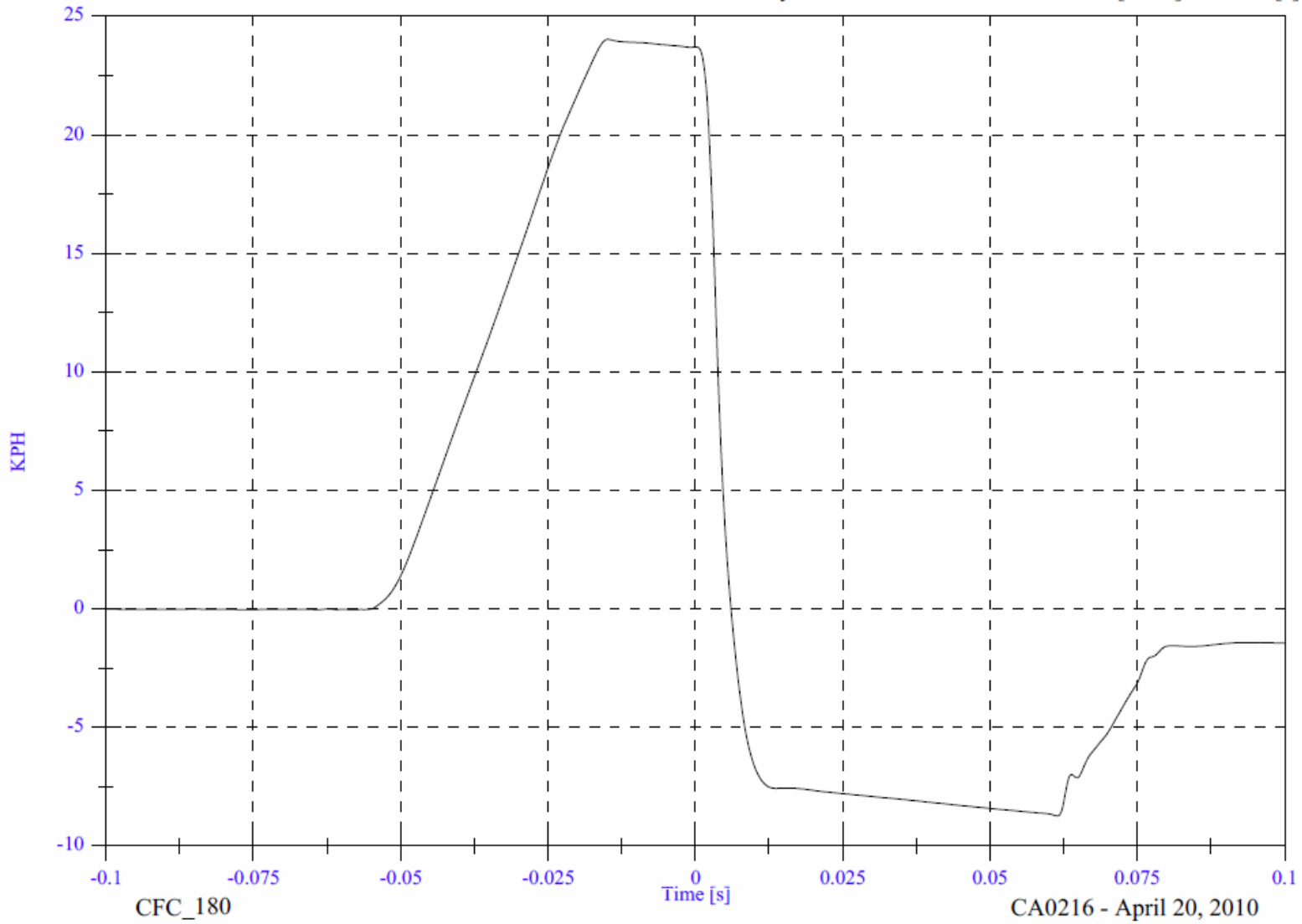
CA0216 - April 20, 2010

URBP LH Side

Headform Velocity

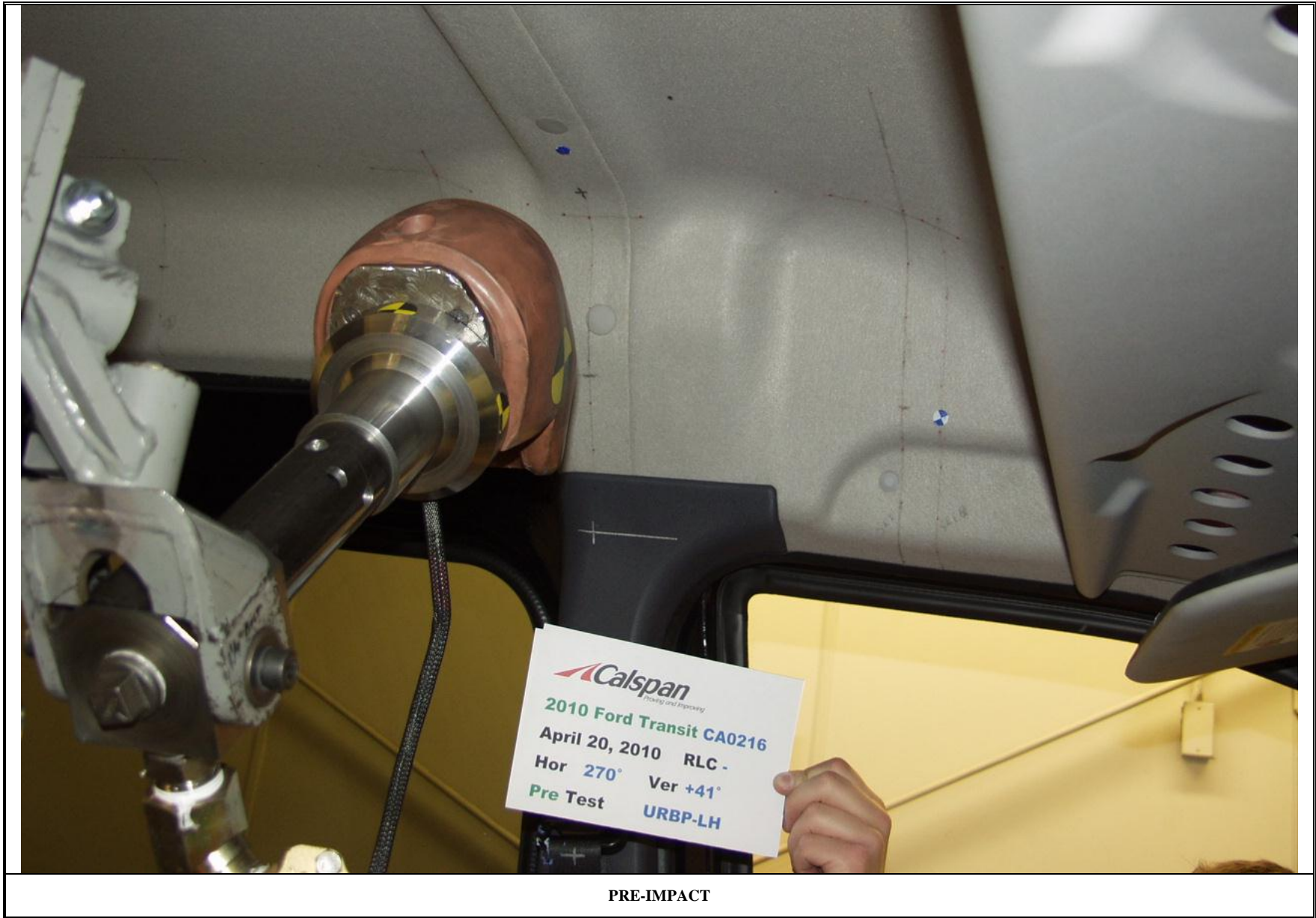
Max: 24.0 [KPH] at -0.015 [s]

Min: -8.7 [KPH] at 0.061 [s]



CFC_180

CA0216 - April 20, 2010



PRE-IMPACT



POST-IMPACT

APPENDIX A

PHOTOGRAPHS

PHOTOGRAPHS

FIGURE	VIEW	PAGE
A-1	LEFT SIDE VIEW OF VEHICLE	A-3
A-2	RIGHT SIDE VIEW OF VEHICLE	A-4
A-3	3/4 FRONTAL VIEW FROM LEFT SIDE OF VEHICLE	A-5
A-4	3/4 REAR VIEW FROM RIGHT SIDE OF VEHICLE	A-6
A-5	VEHICLE'S CERTIFICATION LABEL	A-7
A-6	VEHICLE'S TIRE INFORMATION LABEL	A-8
A-7	PRE-TEST DRIVER SIDE FRONT HEADER	A-9
A-10	PRE-TEST DRIVER SIDE SIDE RAIL AND B-PILLAR	A-10
A-11	PRE-TEST PASSENGER SIDE A-PILLAR	A-11
A-12	PRE-TEST PASSENGER SIDE FRONT HEADER	A-12
A-13	PRE-TEST PASSENGER SIDE SIDE RAIL	A-13
A-14	PRE-TEST PASSENGER SIDE B-PILLAR	A-14
A-15	PRE-TEST PASSENGER SIDE SLIDING DOOR	A-15
A-16	PRE-TEST PASSENGER SIDE OTHER PILLAR	A-16
A-17	POST-TEST DRIVER SIDE A-PILLAR	A-17
A-18	POST-TEST DRIVER SIDE FRONT HEADER	A-18
A-19	POST-TEST DRIVER SIDE SIDE RAIL	A-19
A-20	POST-TEST DRIVER SIDE B-PILLAR	A-20
A-21	POST-TEST DRIVER SIDE SLIDING DOOR	A-21
A-22	POST-TEST DRIVER SIDE OTHER PILLAR	A-22
A-23	POST-TEST PASSENGER SIDE A-PILLAR	A-23
A-24	POST-TEST PASSENGER SIDE FRONT HEADER	A-24
A-25	POST-TEST PASSENGER SIDE SIDE RAIL	A-25
A-26	POST-TEST PASSENGER SIDE B-PILLAR	A-26
A-27	POST-TEST PASSENGER SIDE SLIDING DOOR	A-27
A-28	POST-TEST PASSENGER SIDE OTHER PILLAR	A-28



Figure A-1 : LEFT SIDE VIEW OF VEHICLE



Figure A-2 : RIGHT SIDE VIEW OF VEHICLE



Figure A-3 : 3/4 FRONTAL VIEW FROM LEFT SIDE OF VEHICLE



Figure A-4 : 3/4 REAR VIEW FROM RIGHT SIDE OF VEHICLE



Figure A-5 : VEHICLE'S CERTIFICATION LABEL



TIRE AND LOADING INFORMATION
RENSEIGNEMENTS SUR LES PNEUS ET LE CHARGEMENT

SEATING CAPACITY | **TOTAL 5** | **FRONT 2** | **REAR 3**
NOMBRE DE PLACES | **TOTAL** | **AVANT** | **ARRIERE**

The combined weight of occupants and cargo should never exceed **647 kg or 1428 lbs.**
Le poids total des occupants et du chargement ne doit jamais dépasser **kg ou lb.**

TIRE PNEU	SIZE DIMENSIONS	COLD TIRE PRESSURE PRESSION DES PNEUS A FROID	SEE OWNERS MANUAL FOR ADDITIONAL INFORMATION VOIR LE MANUEL DE L' USAGER POUR PLUS DE RENSEIGNEMENTS
FRONT/ AVANT	P205/65R15 95T	250KPA, 36PSI	
REAR/ ARRIERE	P205/65R15 95T	340KPA, 49PSI	
SPARE/ DE SECOURS	P205/65R15 95T	340KPA, 49PSI	

Figure A-6 : VEHICLE'S TIRE INFORMATION LABEL




Figure A-7 : PRE-TEST DRIVER SIDE FRONT HEADER



Figure A-10 : PRE-TEST DRIVER SIDE RAIL and B-PILLAR
(Pre-impact picture is shown because pre-test pictures were unavailable)



Figure A-11 : PRE-TEST PASSENGER SIDE A-PILLAR

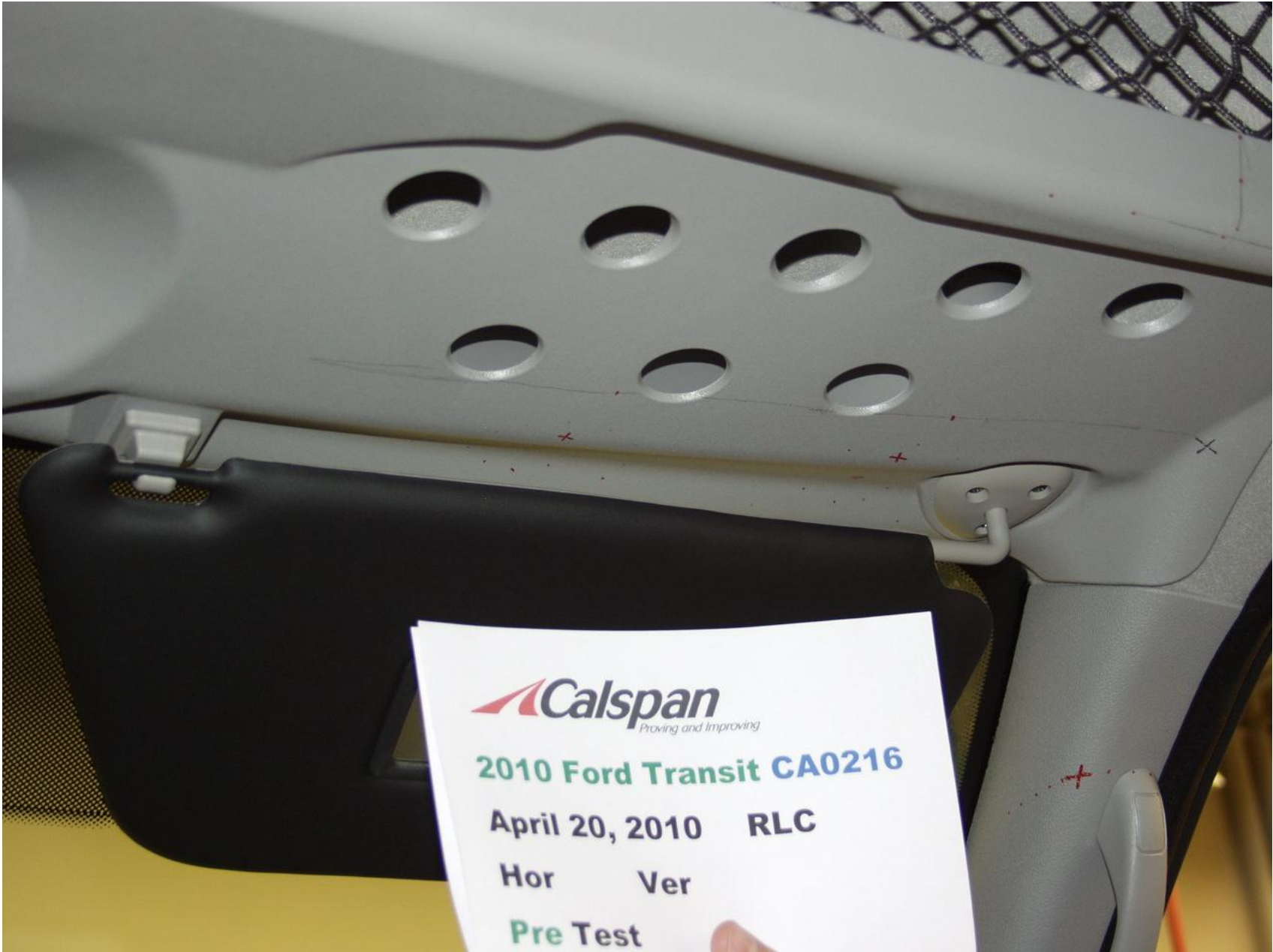


Figure A-12 : PRE-TEST PASSENGER SIDE FRONT HEADER



Figure A-13 : PRE-TEST PASSENGER SIDE SIDE RAIL



Figure A-16 : PRE-TEST PASSENGER SIDE B-PILLAR

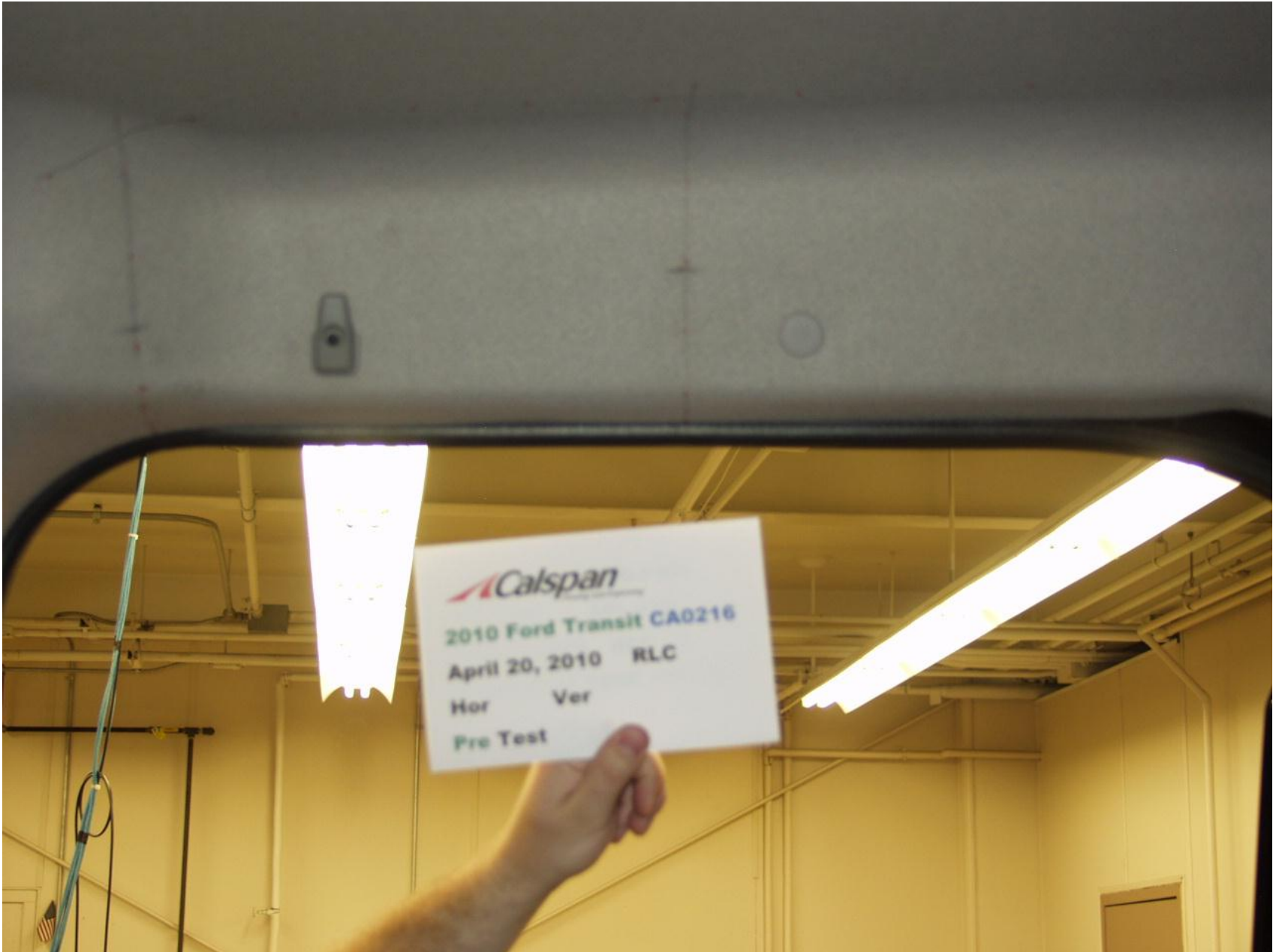


Figure A-15 : PRE-TEST PASSENGER SIDE SLIDING DOOR



Figure A-16 : PRE-TEST PASSENGER SIDE OTHER PILLAR



Figure A-17 : POST-TEST DRIVER SIDE A-PILLAR



Figure A-18 : POST-TEST DRIVER SIDE FRONT HEADER



Figure A-19 : POST-TEST DRIVER SIDE SIDE RAIL



Figure A-20 : POST-TEST DRIVER SIDE B-PILLAR

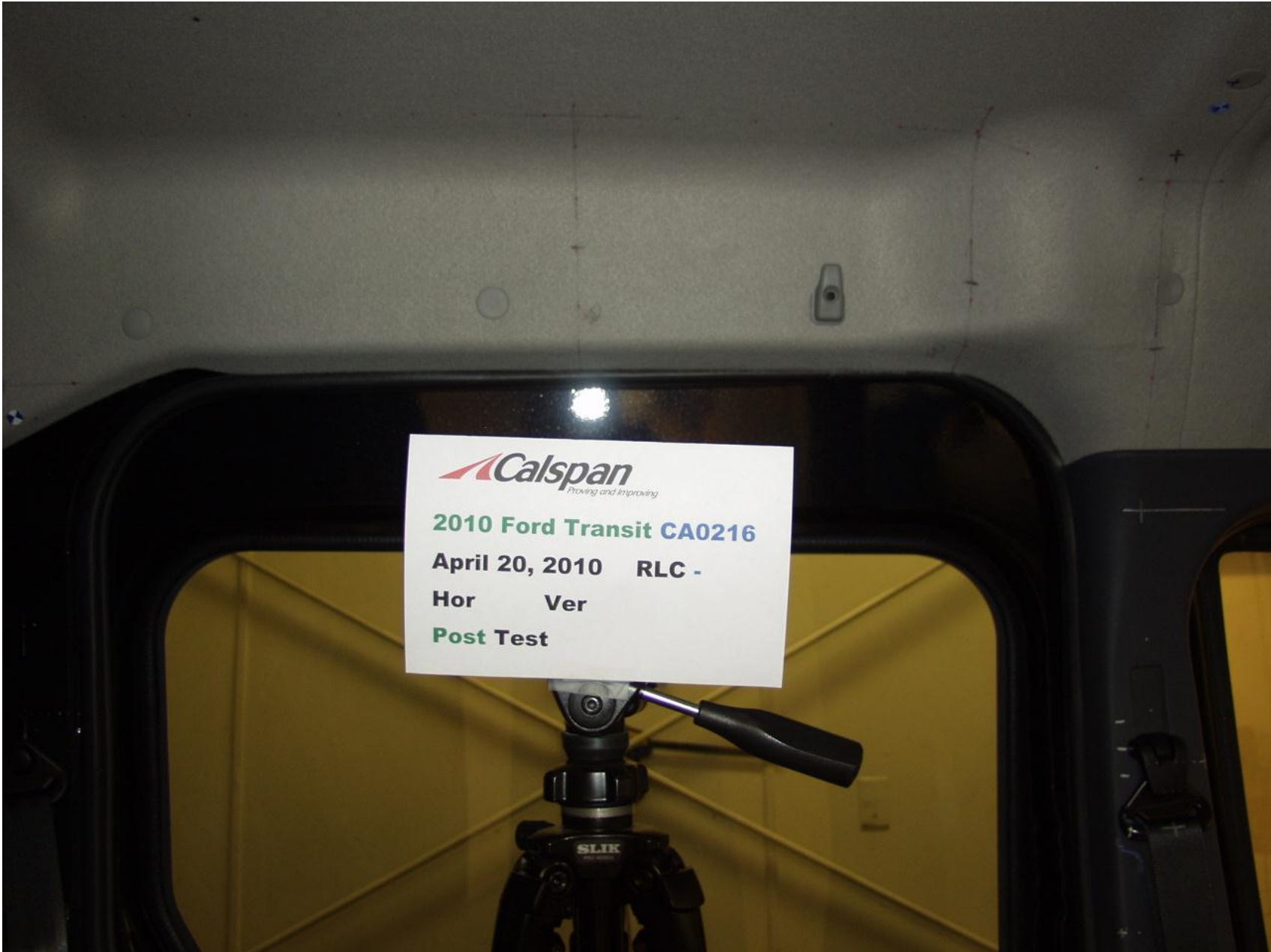


Figure A-21 : POST-TEST DRIVER SIDE SLIDING DOOR



Figure A-22 : POST-TEST DRIVER SIDE OTHER PILLAR



Figure A-23 : POST-TEST PASSENGER SIDE A-PILLAR



Figure A-24 : POST-TEST PASSENGER SIDE FRONT HEADER



Figure A-25 : POST-TEST PASSENGER SIDE SIDE RAIL



Figure A-26 : POST-TEST PASSENGER SIDE B-PILLAR



Figure A-27 : POST-TEST PASSENGER SIDE SLIDING DOOR



Figure A-28 : POST-TEST PASSENGER SIDE OTHER PILLAR

APPENDIX B

PART 572L PERFORMANCE CALIBRATION IN SUPPORT OF VEHICLE SAFETY COMPLIANCE TESTING FOR OCCUPANT PROTECTION IN INTERIOR IMPACT

Appendix B contains the results from certification tests performed on the Free Motion Headforms utilized in this test program. The results indicate that the headforms meet all of the performance specifications given in 49 CFR Part 572 Subpart L.

The tests were conducted at the Dummy Certification Test Facility of Calspan Corporation. A summary of the test results are included in this Appendix.

**PART 572L
HEAD DROP PRE-TEST**

MANUFACTURER:		DENTON ATD INC.	
SERIAL NUMBER:		0355	
CALIBRATION DATE:		April 14, 2010	
TEST PARAMETER	SPECIFICATION	TEST RESULTS	
TEMPERATURE	19°C to 26°C	23	
RELATIVE HUMIDITY	10% to 70%	21	
PEAK RESULTANT ACCELERATION	225 Gs to 275 Gs	237.0	
PEAK LATERAL ACCELERATION	15 Gs Maximum	6.1	
IS ACCELERATION CURVE UNIMODAL?	YES	YES	

HEAD ACCELEROMETER CALIBRATION INFORMATION

I.D. NUMBER	MANUFACTURER	MODEL NUMBER	SERIAL NUMBER	DATE OF LAST CALIBRATION	DATE OF NEXT CALIBRATION
1 - LONGITUDINAL	ENDEVCO	7264-2000T	J28671	3/2/2010	9/2/2010
2 - LATERAL	ENDEVCO	7264-2000T	J32779	3/2/2010	9/2/2010
3 - VERTICAL	ENDEVCO	7264-2000T	J31020	3/2/2010	9/2/2010

REMARKS:

FMVSS 201U - Headform Calibration Drops

Part 572E Head Drop

Calibration Date: April 14, 2010

Serial No: WinCarat II

Work File: fmh

-----TEST RESULTS-----

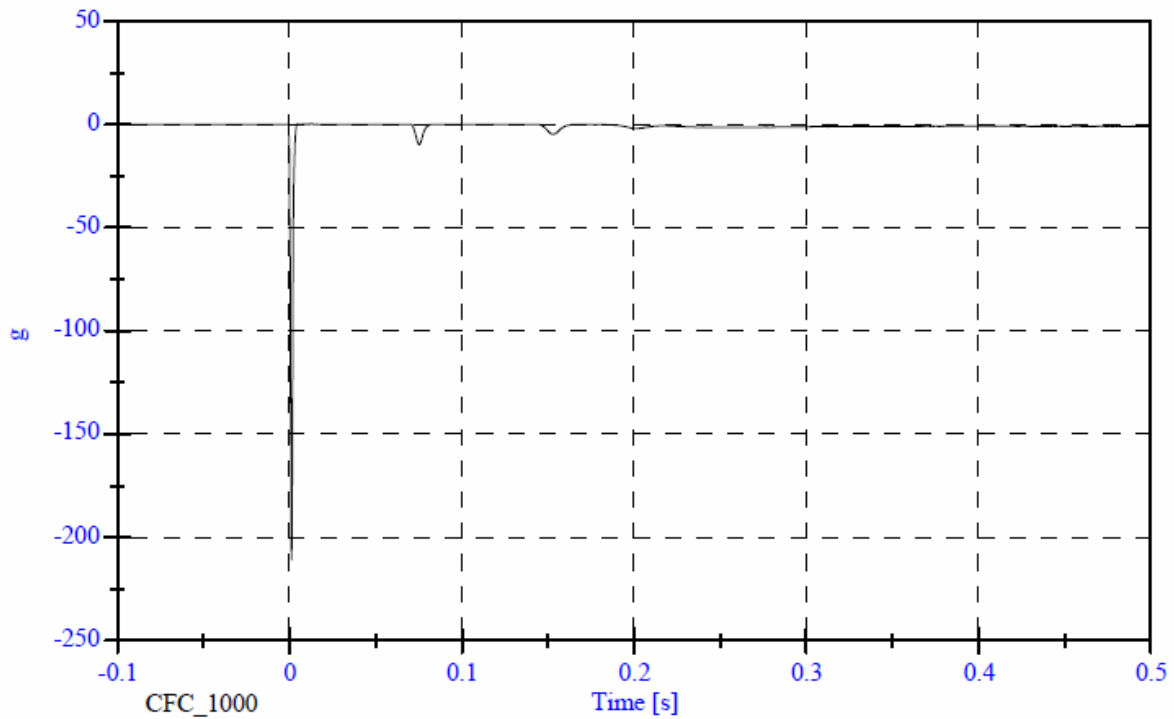
<u>TEST CONDITION</u>	<u>PARAMETERS</u>	<u>RESULTS</u>	<u>STATUS</u>
Lab Temperature:	18.9-25.6 C	23.3 C	Passed
Lab Humidity:	10-70 %	21.00 %	Passed
Peak Resultant Accel.:	225-275 Gs	236.96 Gs	Passed
Peak Lateral Accel.:	15 Gs Max	6.08 Gs	Passed
Curve PerCent NonModal:	< 10%	4.11 %	Passed

FMVSS 201U - Headform Calibration Drops

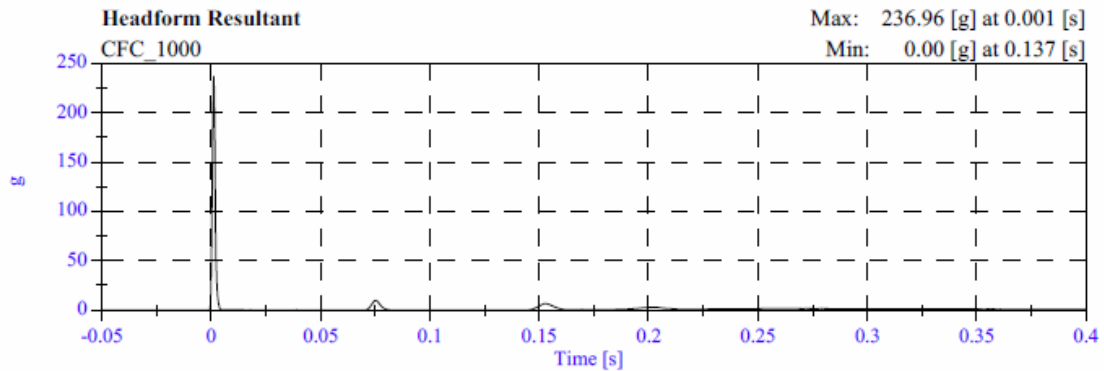
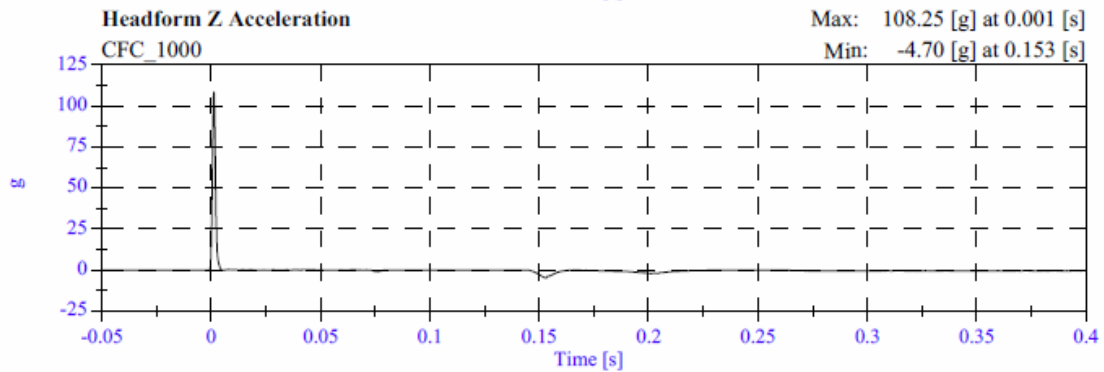
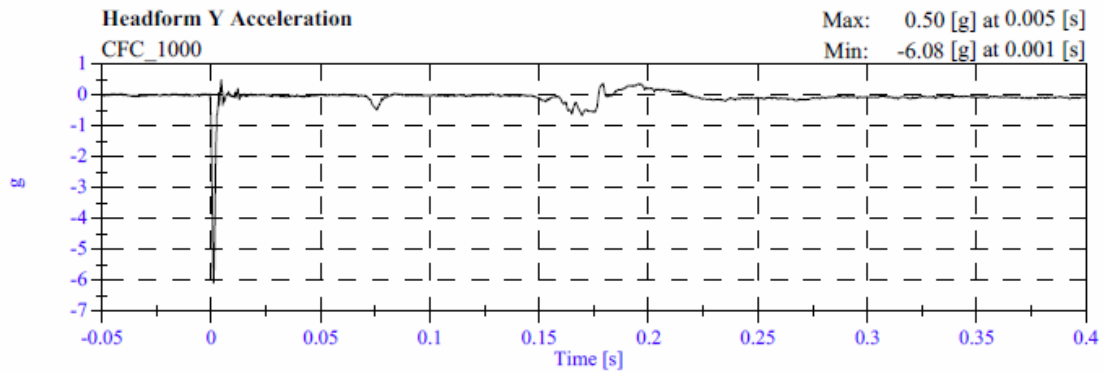
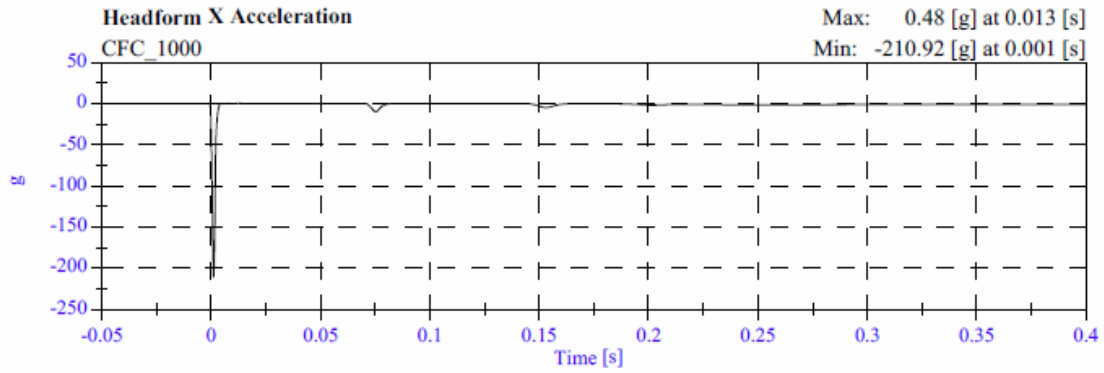
Headform Resultant

Max: 237.0 [g] at 0.001 [s]

Min: 0.0 [g] at 0.137 [s]



FMVSS 201U - Headform Calibration Drops CA0216 - April 14, 2010



**PART 572L
HEAD DROP PRE-TEST**

MANUFACTURER:		FIRST TECHNOLOGY SAFETY SYSTEMS	
SERIAL NUMBER:		0805	
CALIBRATION DATE:		April 14, 2010	
TEST PARAMETER	SPECIFICATION	TEST RESULTS	
TEMPERATURE	19°C to 26°C	23	
RELATIVE HUMIDITY	10% to 70%	21	
PEAK RESULTANT ACCELERATION	225 Gs to 275 Gs	233.0	
PEAK LATERAL ACCELERATION	15 Gs Maximum	4.7	
IS ACCELERATION CURVE UNIMODAL?	YES	YES	

HEAD ACCELEROMETER CALIBRATION INFORMATION

I.D. NUMBER	MANUFACTURER	MODEL NUMBER	SERIAL NUMBER	DATE OF LAST CALIBRATION	DATE OF NEXT CALIBRATION
1 - LONGITUDINAL	ENDEVCO	7264-2000T	J25854	3/2/2010	9/2/2010
2 - LATERAL	ENDEVCO	7264-2000T	J37496	3/2/2010	9/2/2010
3 - VERTICAL	ENDEVCO	7264-2000T	J41016	3/2/2010	9/2/2010

REMARKS:

FMVSS 201U - Headform Calibration Drops

Part 572E Head Drop

Calibration Date: April 14, 2010

Serial No: WinCarat II

Work File: fmh

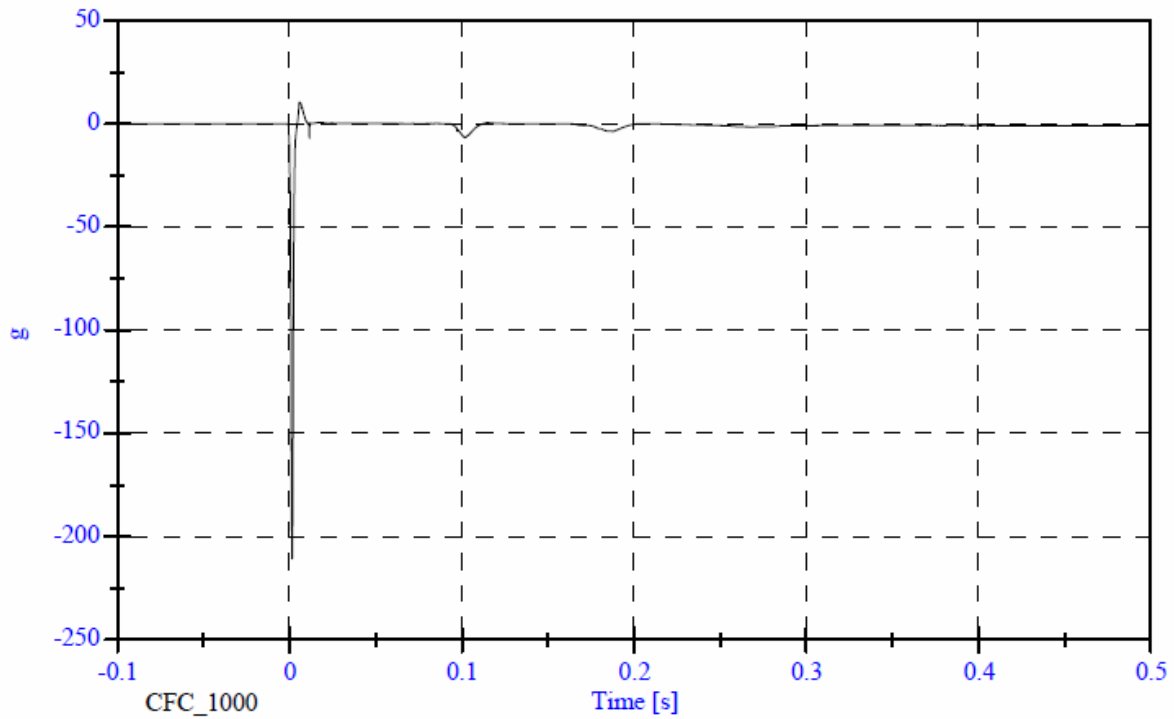
-----TEST RESULTS-----

<u>TEST CONDITION</u>	<u>PARAMETERS</u>	<u>RESULTS</u>	<u>STATUS</u>
Lab Temperature:	18.9-25.6 C	23.3 C	Passed
Lab Humidity:	10-70 %	21.00 %	Passed
Peak Resultant Accel.:	225-275 Gs	233.04 Gs	Passed
Peak Lateral Accel.:	15 Gs Max	4.67 Gs	Passed
Curve PerCent NonModal:	< 10%	4.50 %	Passed

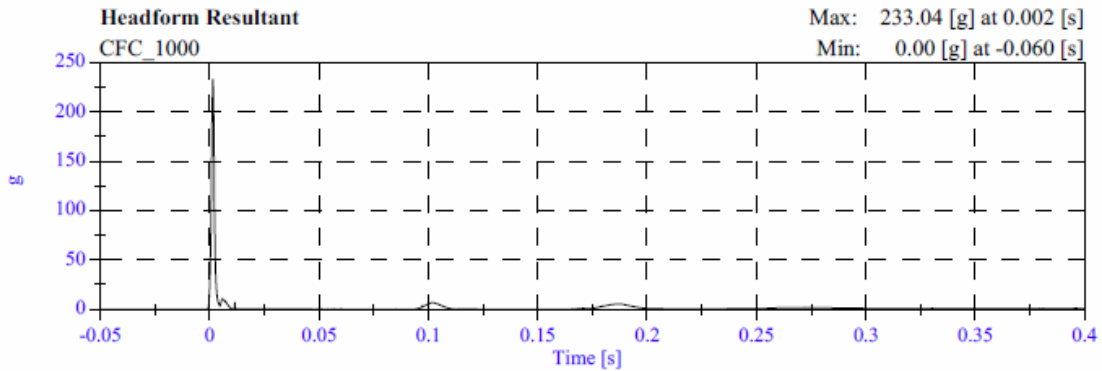
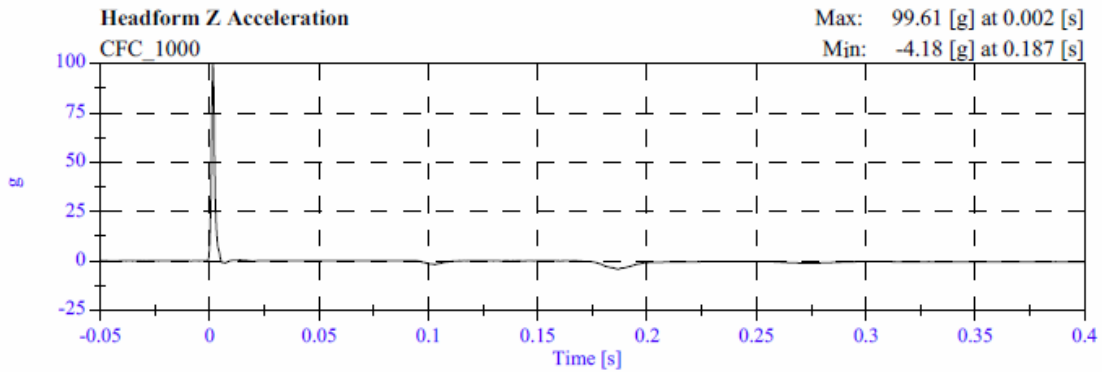
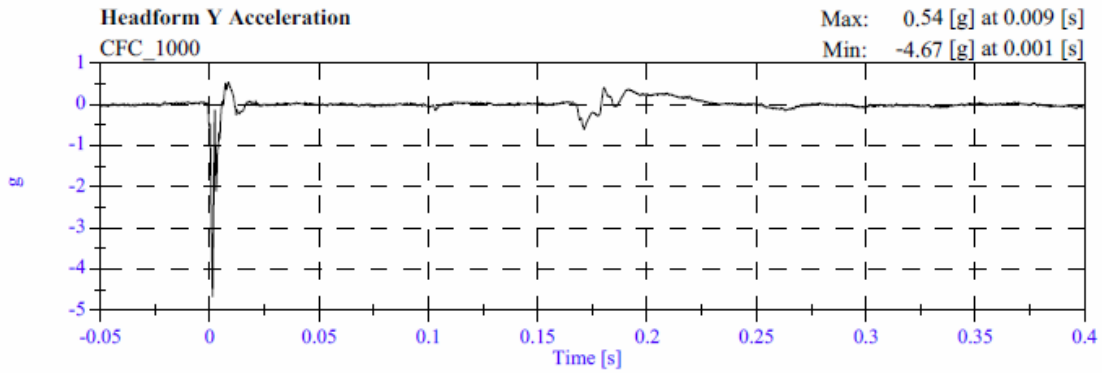
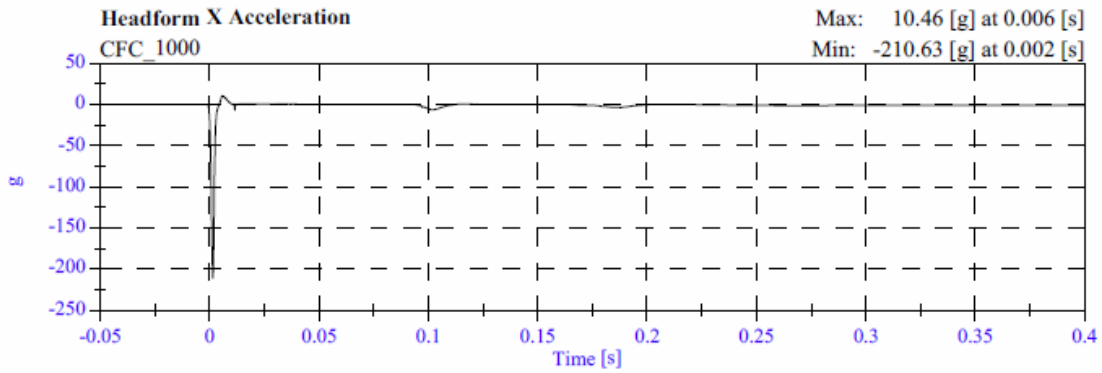
FMVSS 201U - Headform Calibration Drops Headform Resultant

Max: 233.0 [g] at 0.002 [s]

Min: 0.0 [g] at -0.060 [s]



FMVSS 201U - Headform Calibration Drops CA0216 - April 14, 2010



**PART 572L
HEAD DROP PRE-TEST**

MANUFACTURER:		FIRST TECHNOLOGY SAFETY SYSTEMS	
SERIAL NUMBER:		1140	
CALIBRATION DATE:		April 14, 2010	
TEST PARAMETER	SPECIFICATION	TEST RESULTS	
TEMPERATURE	19°C to 26°C	23	
RELATIVE HUMIDITY	10% to 70%	21	
PEAK RESULTANT ACCELERATION	225 Gs to 275 Gs	226.5	
PEAK LATERAL ACCELERATION	15 Gs Maximum	10.8	
IS ACCELERATION CURVE UNIMODAL?	YES	YES	

HEAD ACCELEROMETER CALIBRATION INFORMATION

I.D. NUMBER	MANUFACTURER	MODEL NUMBER	SERIAL NUMBER	DATE OF LAST CALIBRATION	DATE OF NEXT CALIBRATION
1 - LONGITUDINAL	ENDEVCO	7264-2000T	J40994	3/3/2010	9/3/2010
2 - LATERAL	ENDEVCO	7264-2000T	J45450	3/3/2010	9/3/2010
3 - VERTICAL	ENDEVCO	7264-2000T	J41007	3/3/2010	9/3/2010

REMARKS:

FMVSS 201U - Headform Calibration Drops

Part 572E Head Drop

Calibration Date: April 14, 2010

Serial No: WinCarat II

Work File: fmh

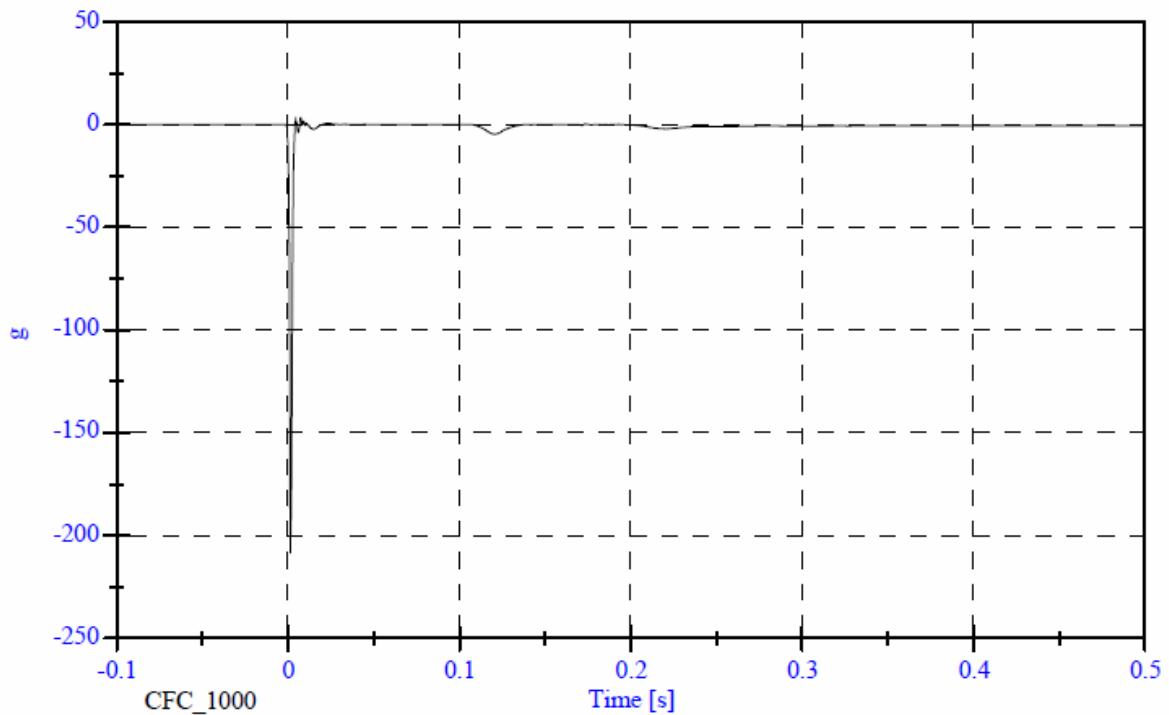
-----TEST RESULTS-----

<u>TEST CONDITION</u>	<u>PARAMETERS</u>	<u>RESULTS</u>	<u>STATUS</u>
Lab Temperature:	18.9-25.6 C	23.3 C	Passed
Lab Humidity:	10-70 %	21.00 %	Passed
Peak Resultant Accel.:	225-275 Gs	226.53 Gs	Passed
Peak Lateral Accel.:	15 Gs Max	10.79 Gs	Passed
Curve PerCent NonModal:	< 10%	5.84 %	Passed

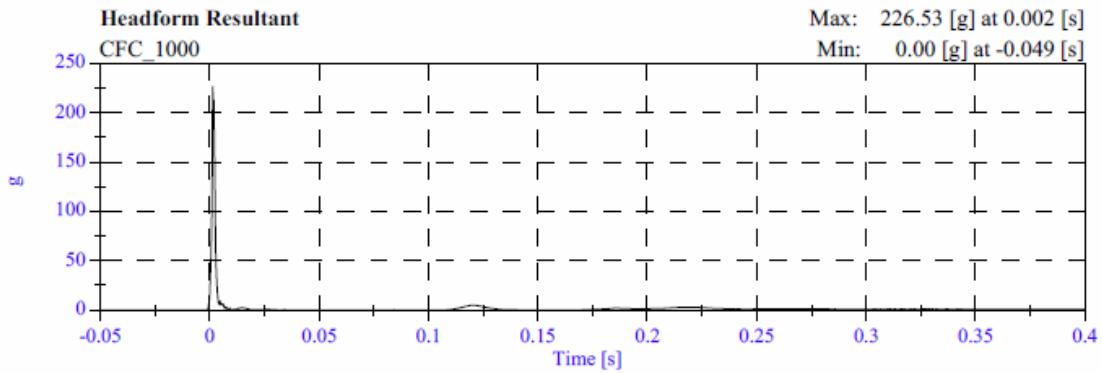
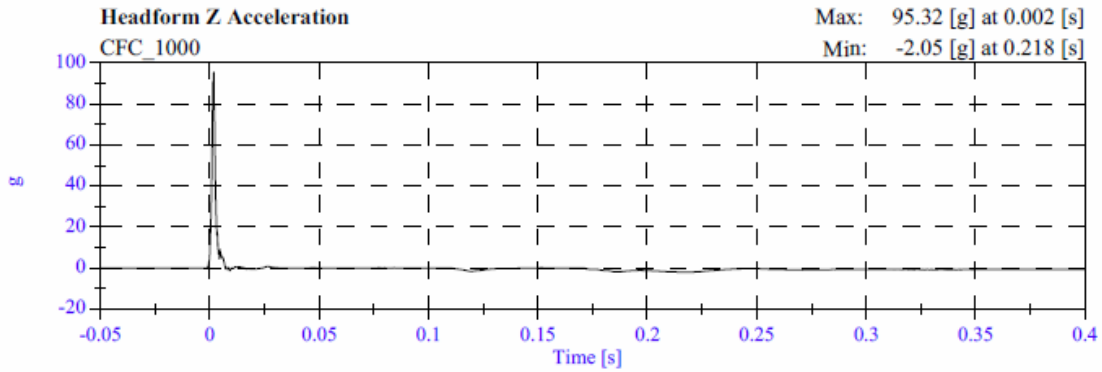
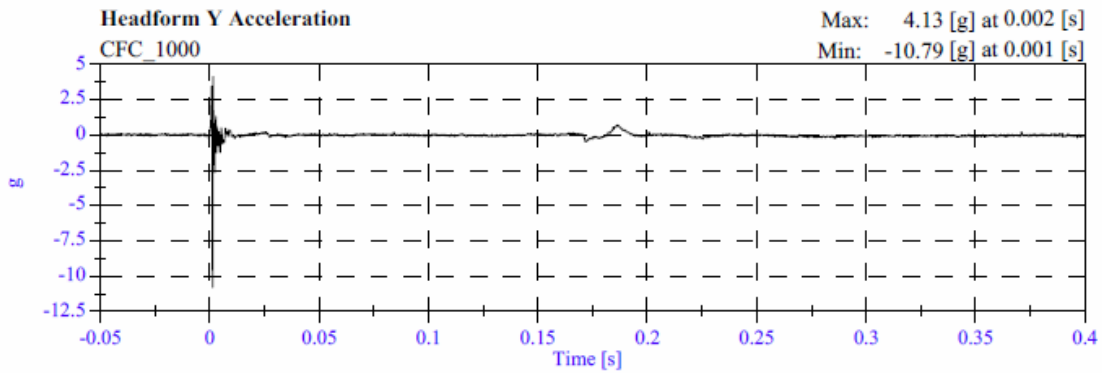
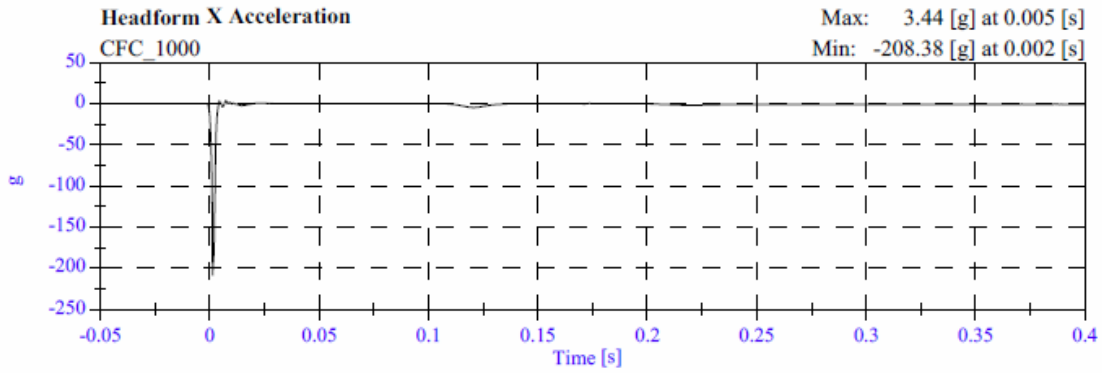
FMVSS 201U - Headform Calibration Drops Headform Resultant

Max: 226.5 [g] at 0.002 [s]

Min: 0.0 [g] at -0.049 [s]



FMVSS 201U - Headform Calibration Drops CA0216 - April 14, 2010



**PART 572L
HEAD DROP PRE-TEST**

MANUFACTURER:		FIRST TECHNOLOGY SAFETY SYSTEMS	
SERIAL NUMBER:		1142	
CALIBRATION DATE:		April 14, 2010	
TEST PARAMETER	SPECIFICATION	TEST RESULTS	
TEMPERATURE	19°C to 26°C	23	
RELATIVE HUMIDITY	10% to 70%	19	
PEAK RESULTANT ACCELERATION	225 Gs to 275 Gs	259.6	
PEAK LATERAL ACCELERATION	15 Gs Maximum	10.7	
IS ACCELERATION CURVE UNIMODAL?	YES	YES	

HEAD ACCELEROMETER CALIBRATION INFORMATION

I.D. NUMBER	MANUFACTURER	MODEL NUMBER	SERIAL NUMBER	DATE OF LAST CALIBRATION	DATE OF NEXT CALIBRATION
1 - LONGITUDINAL	ENDEVCO	7264-2000T	J41006	4/8/2010	10/8/2010
2 - LATERAL	ENDEVCO	7264-2000T	J33030	4/8/2010	10/8/2010
3 - VERTICAL	ENDEVCO	7264-2000T	J31009	4/8/2010	10/8/2010

REMARKS:

FMVSS 201U - Headform Calibration Drops

Part 572E Head Drop

Calibration Date: April 14, 2010

Serial No: WinCarat II

Work File: fmh

-----TEST RESULTS-----

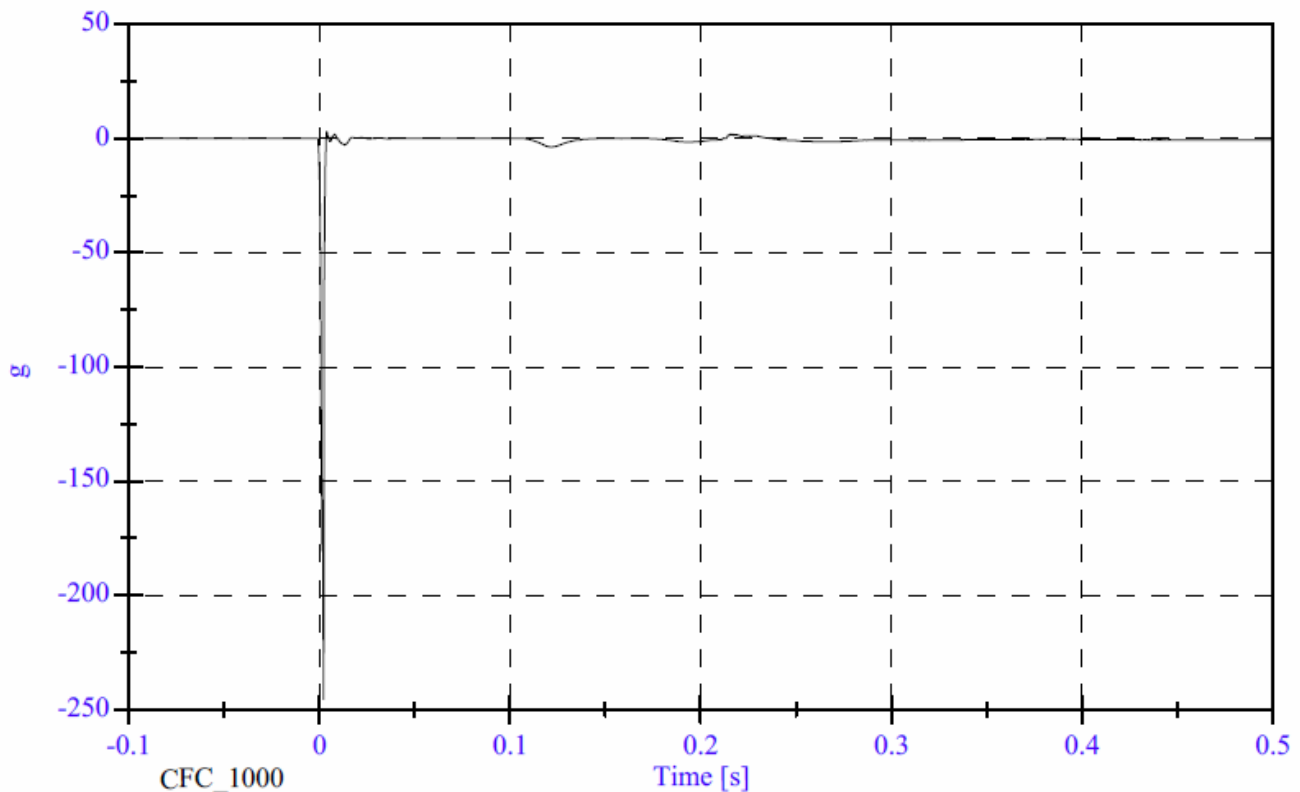
<u>TEST CONDITION</u>	<u>PARAMETERS</u>	<u>RESULTS</u>	<u>STATUS</u>
Lab Temperature:	18.9-25.6 C	23.3 C	Passed
Lab Humidity:	10-70 %	19.00 %	Passed
Peak Resultant Accel.:	225-275 Gs	259.59 Gs	Passed
Peak Lateral Accel.:	15 Gs Max	10.68 Gs	Passed
Curve PerCent NonModal:	< 10%	6.52 %	Passed

FMVSS 201U - Headform Calibration Drops

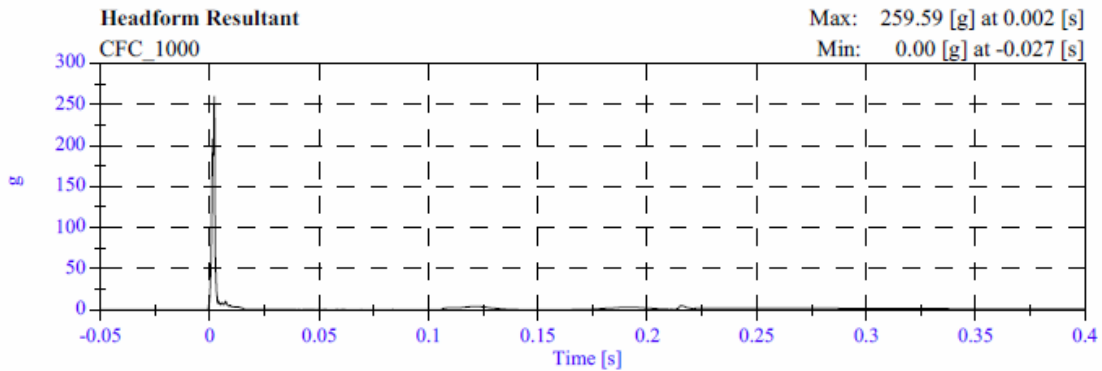
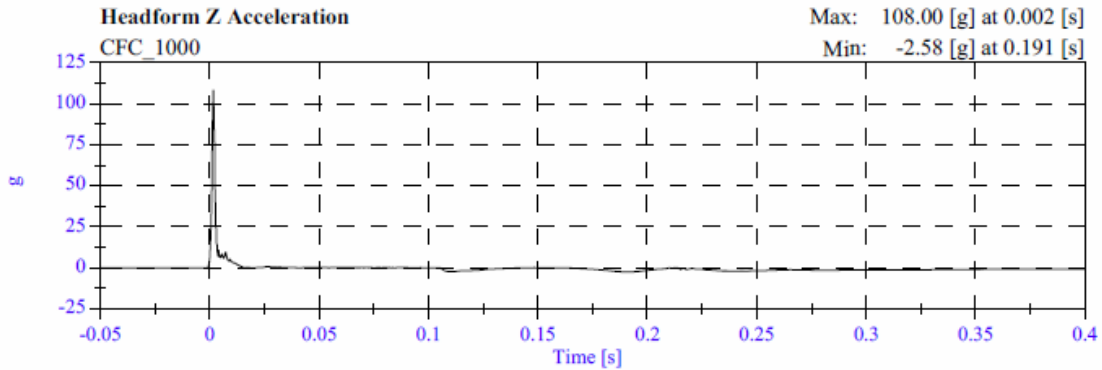
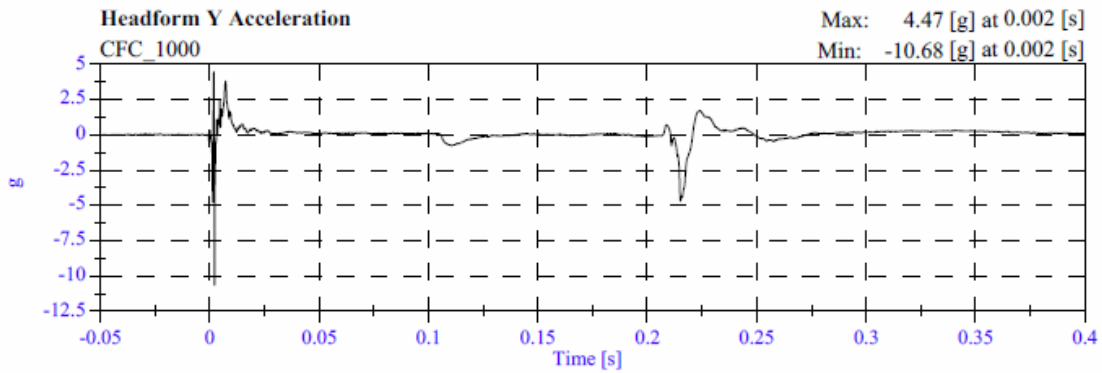
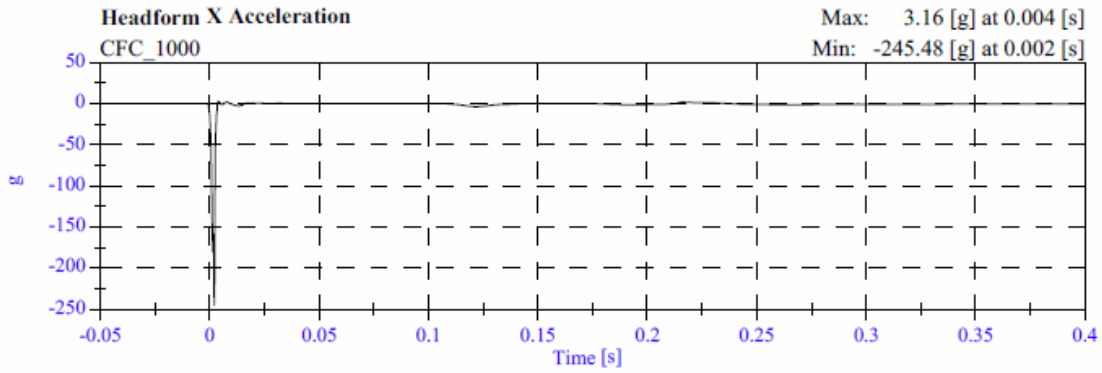
Headform Resultant

Max: 259.6 [g] at 0.002 [s]

Min: 0.0 [g] at -0.027 [s]



FMVSS 201U - Headform Calibration Drops CA0216 - April 14, 2010



**PART 572L
HEAD DROP POST-TEST**

MANUFACTURER:		DENTON ATD INC.	
SERIAL NUMBER:		0355	
CALIBRATION DATE:		April 21, 2010	
TEST PARAMETER	SPECIFICATION	TEST RESULTS	
TEMPERATURE	19°C to 26°C	22	
RELATIVE HUMIDITY	10% to 70%	30	
PEAK RESULTANT ACCELERATION	225 Gs to 275 Gs	244.5	
PEAK LATERAL ACCELERATION	15 Gs Maximum	13.3	
IS ACCELERATION CURVE UNIMODAL?	YES	YES	

HEAD ACCELEROMETER CALIBRATION INFORMATION

I.D. NUMBER	MANUFACTURER	MODEL NUMBER	SERIAL NUMBER	DATE OF LAST CALIBRATION	DATE OF NEXT CALIBRATION
1 - LONGITUDINAL	ENDEVCO	7264-2000T	J28671	3/2/2010	9/2/2010
2 - LATERAL	ENDEVCO	7264-2000T	J32779	3/2/2010	9/2/2010
3 - VERTICAL	ENDEVCO	7264-2000T	J31020	3/2/2010	9/2/2010

REMARKS:

FMVSS 201U - Headform Calibration Drops

Part 572E Head Drop

Calibration Date: April 21, 2010

Serial No: WinCarat II

Work File: fmh

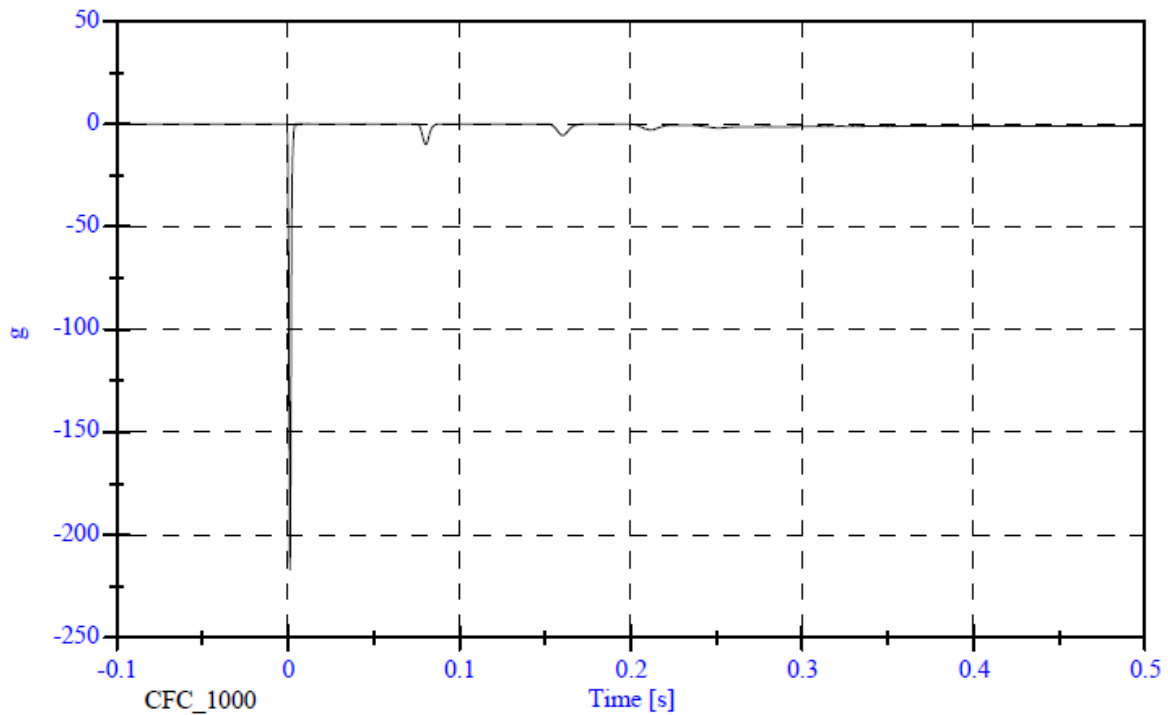
TEST RESULTS

<u>TEST CONDITION</u>	<u>PARAMETERS</u>	<u>RESULTS</u>	<u>STATUS</u>
Lab Temperature:	18.9-25.6 C	21.7 C	Passed
Lab Humidity:	10-70 %	30.00 %	Passed
Peak Resultant Accel.:	225-275 Gs	244.50 Gs	Passed
Peak Lateral Accel.:	15 Gs Max	13.28 Gs	Passed
Curve PerCent NonModal:	< 10%	5.43 %	Passed

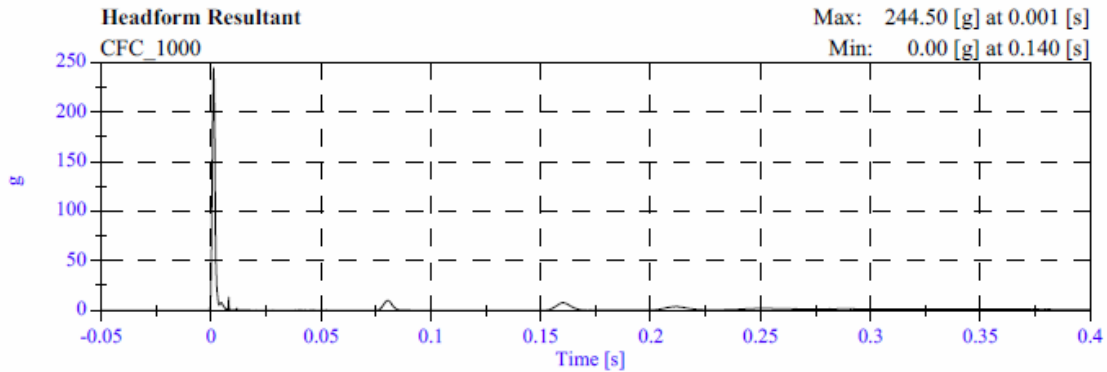
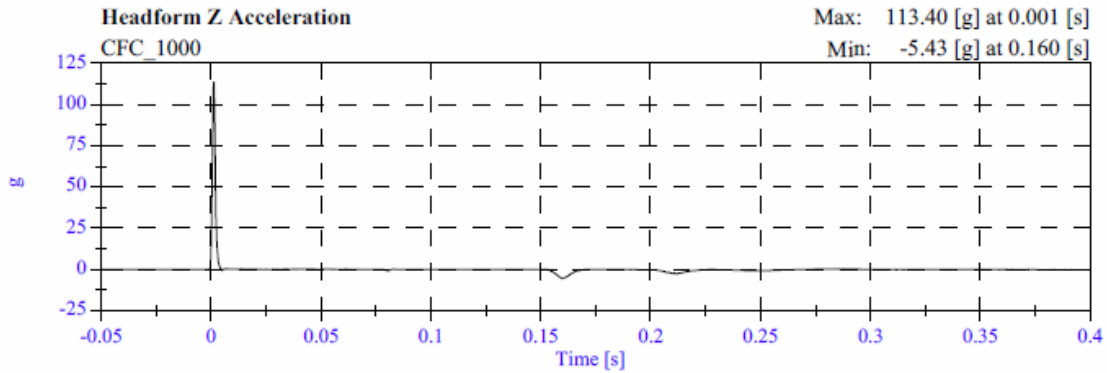
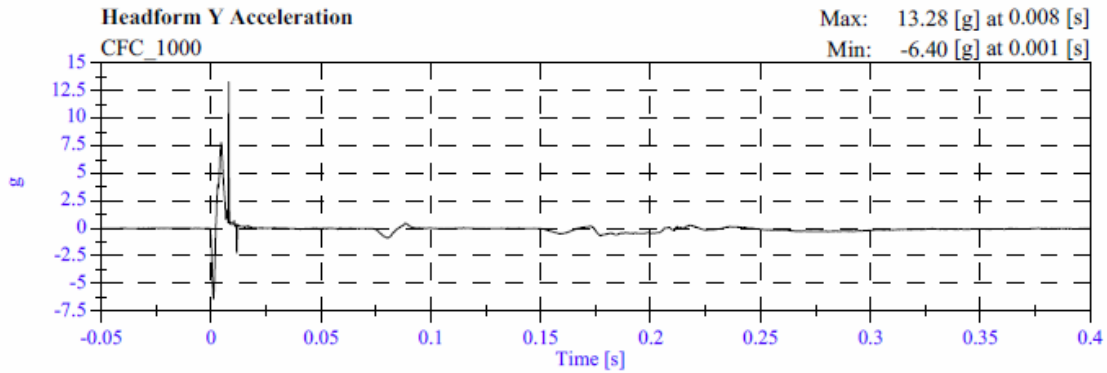
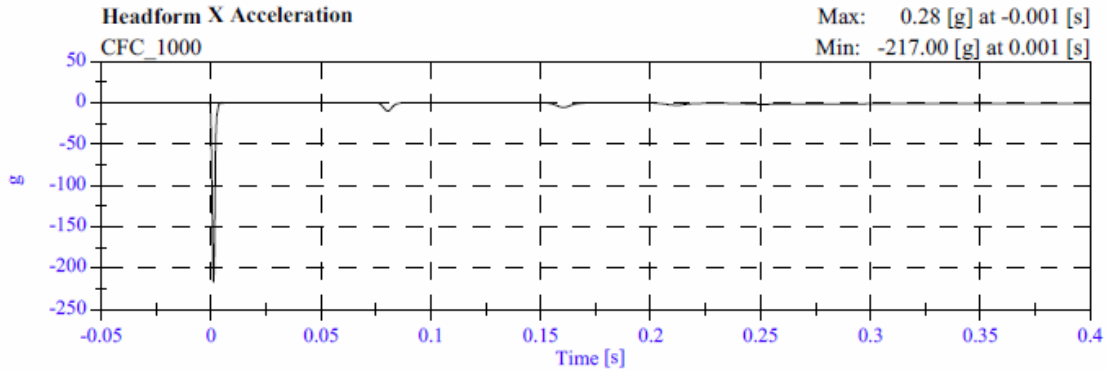
FMVSS 201U - Headform Calibration Drops Headform Resultant

Max: 244.5 [g] at 0.001 [s]

Min: 0.0 [g] at 0.140 [s]



FMVSS 201U - Headform Calibration Drops CA0216 - April 21, 2010



**PART 572L
HEAD DROP POST-TEST**

MANUFACTURER:		FIRST TECHNOLOGY SAFETY SYSTEMS	
SERIAL NUMBER:		0805	
CALIBRATION DATE:		April 21, 2010	
TEST PARAMETER	SPECIFICATION	TEST RESULTS	
TEMPERATURE	19°C to 26°C	23	
RELATIVE HUMIDITY	10% to 70%	25	
PEAK RESULTANT ACCELERATION	225 Gs to 275 Gs	242.6	
PEAK LATERAL ACCELERATION	15 Gs Maximum	2.1	
IS ACCELERATION CURVE UNIMODAL?	YES	YES	

HEAD ACCELEROMETER CALIBRATION INFORMATION

I.D. NUMBER	MANUFACTURER	MODEL NUMBER	SERIAL NUMBER	DATE OF LAST CALIBRATION	DATE OF NEXT CALIBRATION
1 - LONGITUDINAL	ENDEVCO	7264-2000T	J25854	3/2/2010	9/2/2010
2 - LATERAL	ENDEVCO	7264-2000T	J37496	3/2/2010	9/2/2010
3 - VERTICAL	ENDEVCO	7264-2000T	J41016	3/2/2010	9/2/2010

REMARKS:

FMVSS 201U - Headform Calibration Drops

Part 572E Head Drop

Calibration Date: April 21, 2010

Serial No: WinCarat II

Work File: fmh

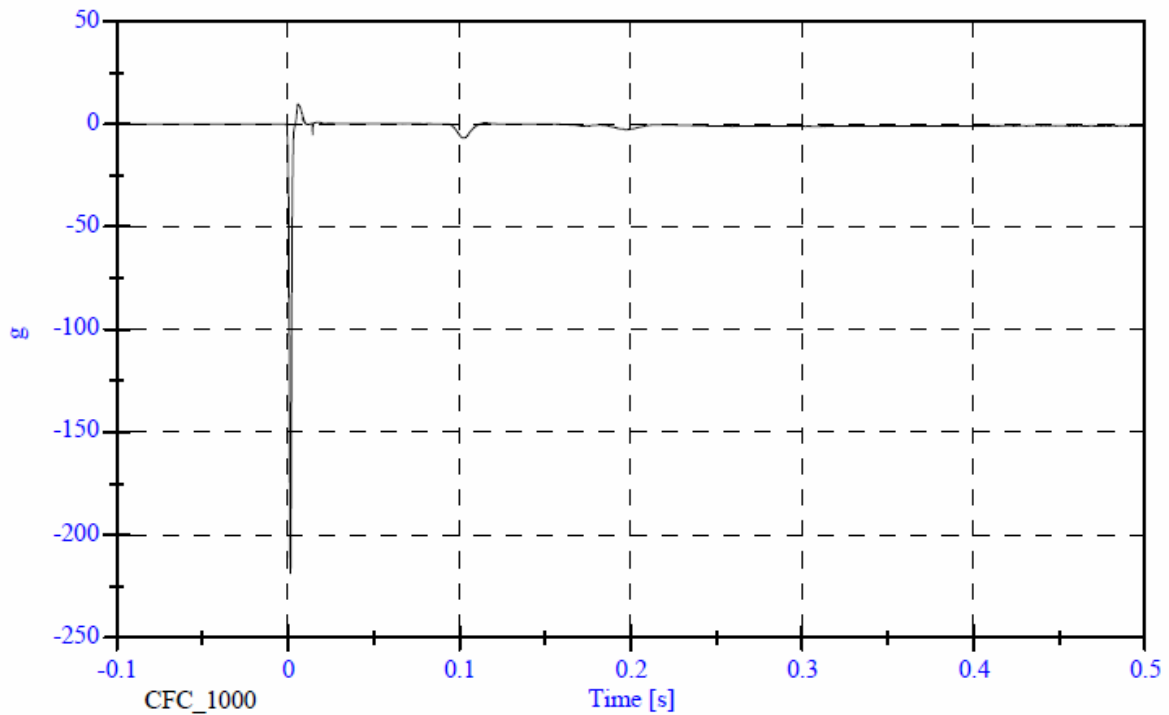
-----TEST RESULTS-----

<u>TEST CONDITION</u>	<u>PARAMETERS</u>	<u>RESULTS</u>	<u>STATUS</u>
Lab Temperature:	18.9-25.6 C	22.8 C	Passed
Lab Humidity:	10-70 %	25.00 %	Passed
Peak Resultant Accel.:	225-275 Gs	242.59 Gs	Passed
Peak Lateral Accel.:	15 Gs Max	2.05 Gs	Passed
Curve PerCent NonModal:	< 10%	4.06 %	Passed

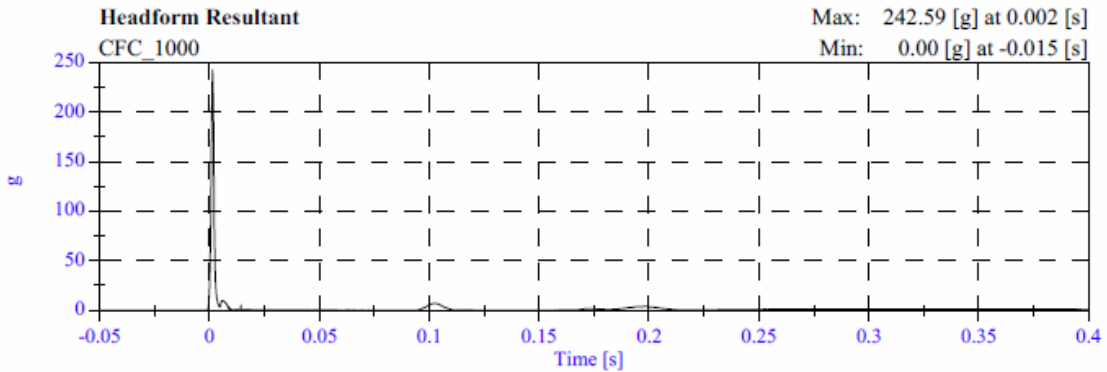
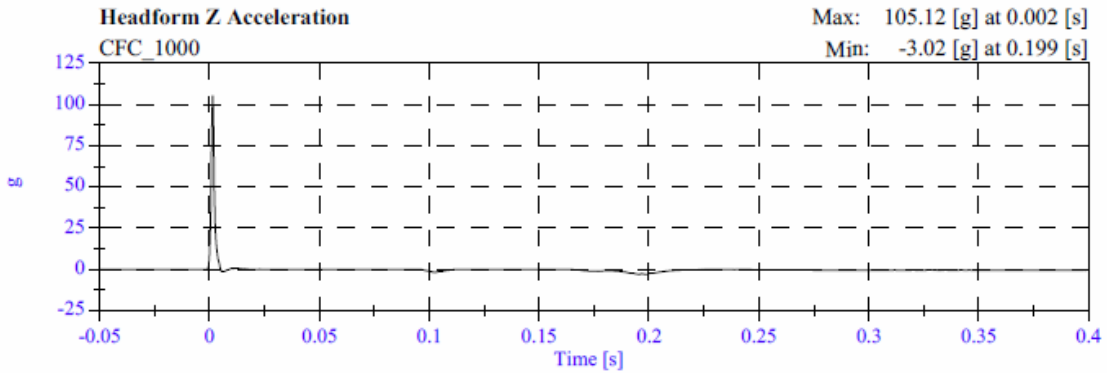
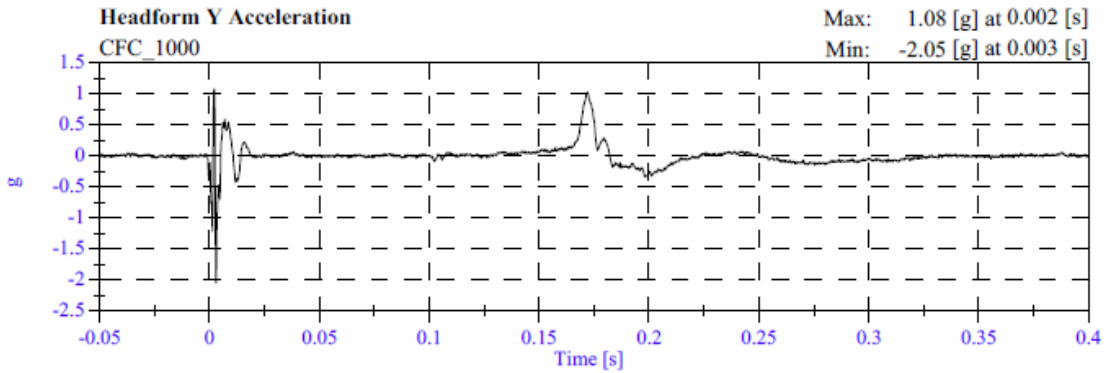
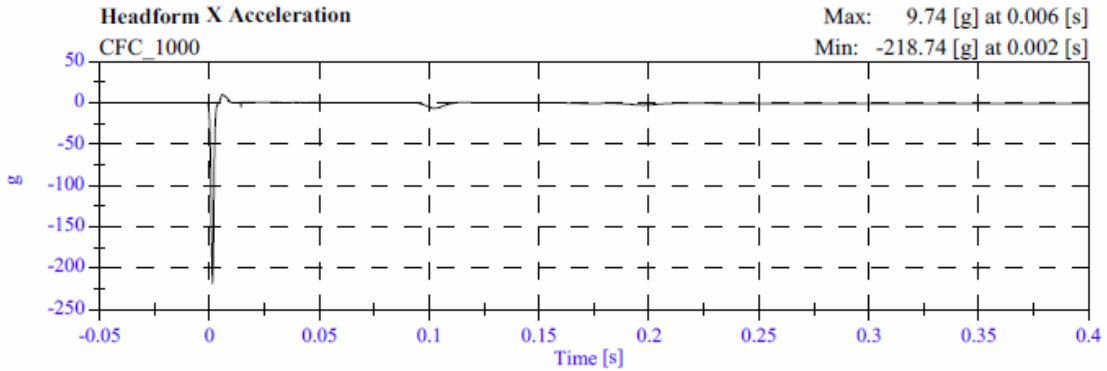
FMVSS 201U - Headform Calibration Drops Headform Resultant

Max: 242.6 [g] at 0.002 [s]

Min: 0.0 [g] at -0.015 [s]



FMVSS 201U - Headform Calibration Drops Passed - April 21, 2010



**PART 572L
HEAD DROP POST-TEST**

MANUFACTURER:		FIRST TECHNOLOGY SAFETY SYSTEMS	
SERIAL NUMBER:		1140	
CALIBRATION DATE:		May 10, 2010	
TEST PARAMETER	SPECIFICATION	TEST RESULTS	
TEMPERATURE	19°C to 26°C	22	
RELATIVE HUMIDITY	10% to 70%	24	
PEAK RESULTANT ACCELERATION	225 Gs to 275 Gs	225.1	
PEAK LATERAL ACCELERATION	15 Gs Maximum	12.6	
IS ACCELERATION CURVE UNIMODAL?	YES	YES	

HEAD ACCELEROMETER CALIBRATION INFORMATION

I.D. NUMBER	MANUFACTURER	MODEL NUMBER	SERIAL NUMBER	DATE OF LAST CALIBRATION	DATE OF NEXT CALIBRATION
1 - LONGITUDINAL	ENDEVCO	7264-2000T	J40994	3/3/2010	9/3/2010
2 - LATERAL	ENDEVCO	7264-2000T	J45450	3/3/2010	9/3/2010
3 - VERTICAL	ENDEVCO	7264-2000T	J41007	3/3/2010	9/3/2010

REMARKS:

FMVSS 201U - Headform Calibration Drops

Part 572E Head Drop

Calibration Date: May 10, 2010

Serial No: 1140

Work File: fmh

-----TEST RESULTS-----

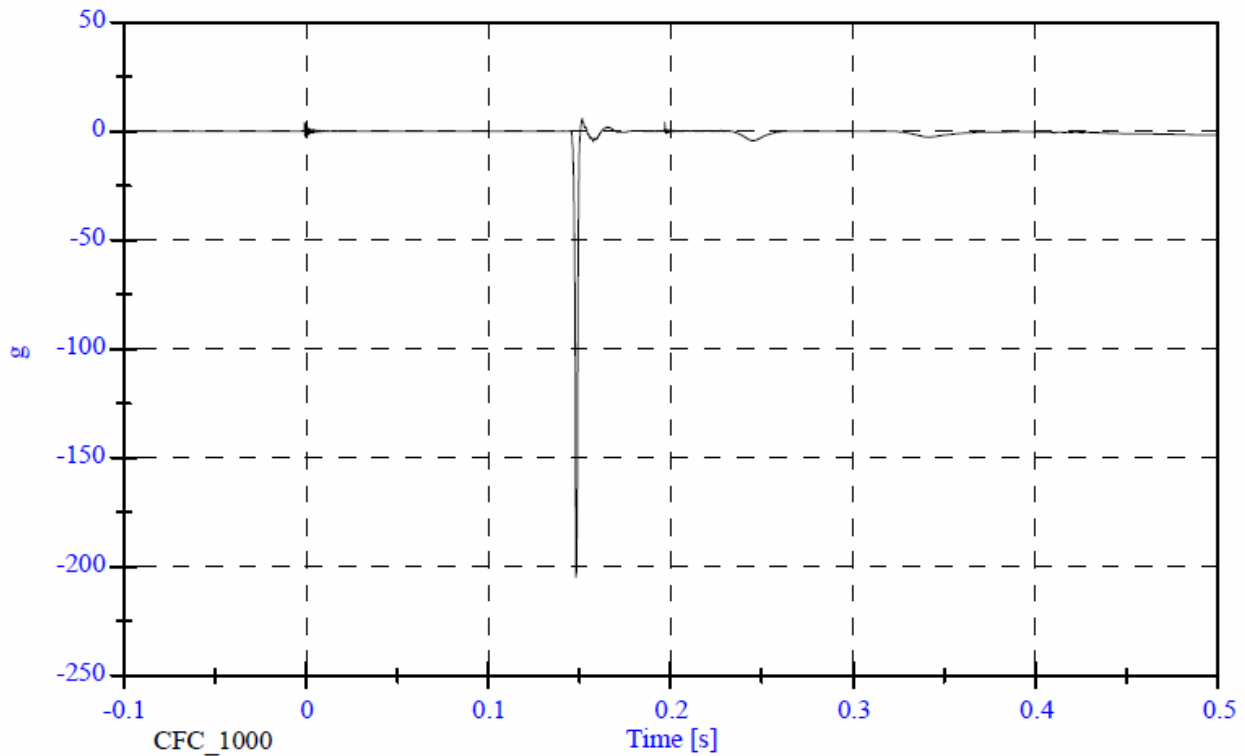
<u>TEST CONDITION</u>	<u>PARAMETERS</u>	<u>RESULTS</u>	<u>STATUS</u>
Lab Temperature:	18.9-25.6 C	21.7 C	Passed
Lab Humidity:	10-70 %	24.00 %	Passed
Peak Resultant Accel.:	225-275 Gs	225.12 Gs	Passed
Peak Lateral Accel.:	15 Gs Max	12.55 Gs	Passed
Curve PerCent NonModal:	< 10%	2.61 %	Passed

FMVSS 201U - Headform Calibration Drops

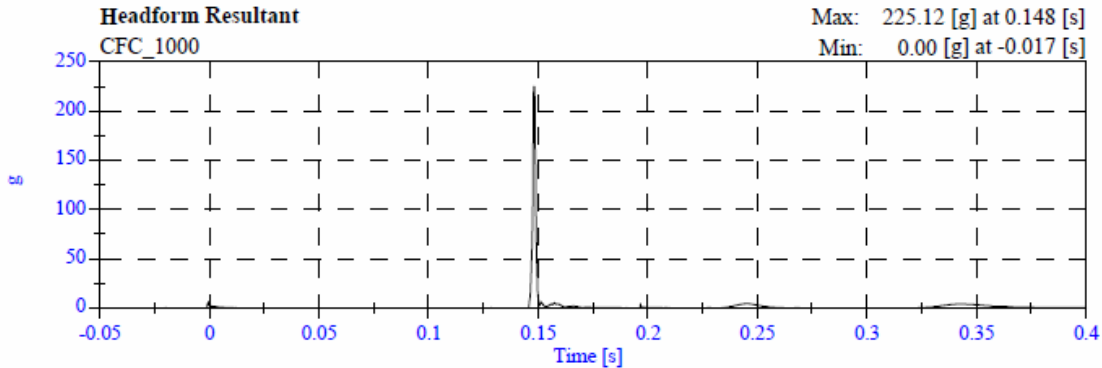
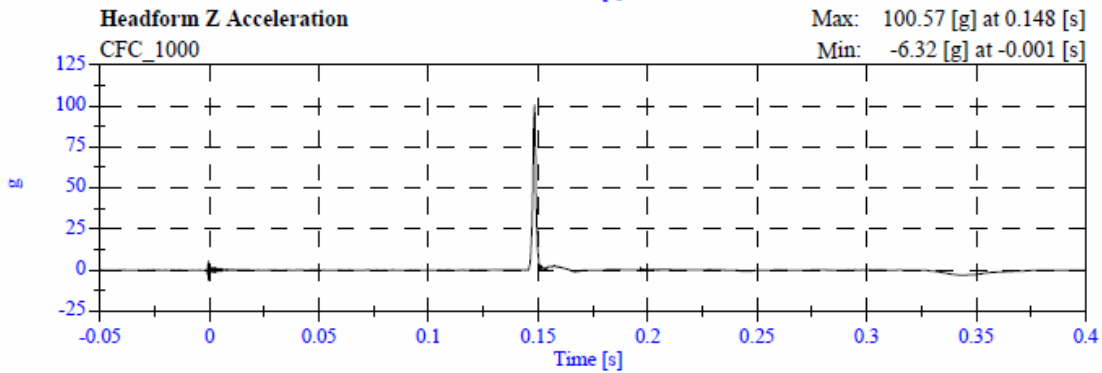
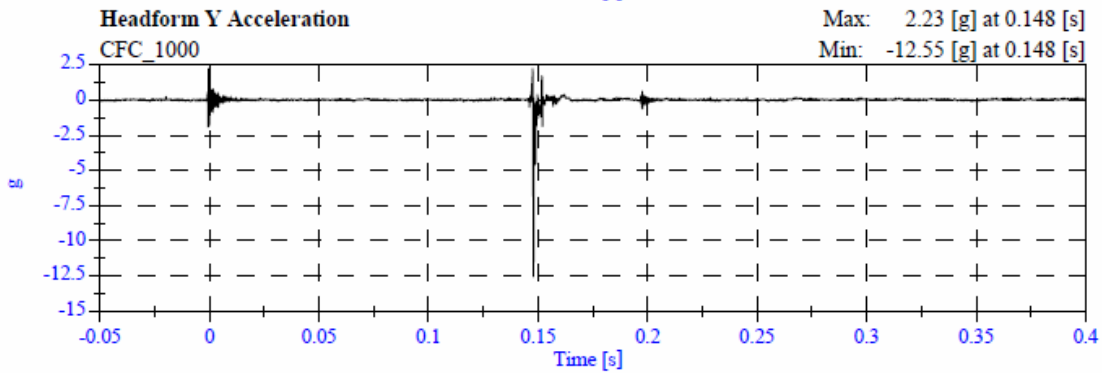
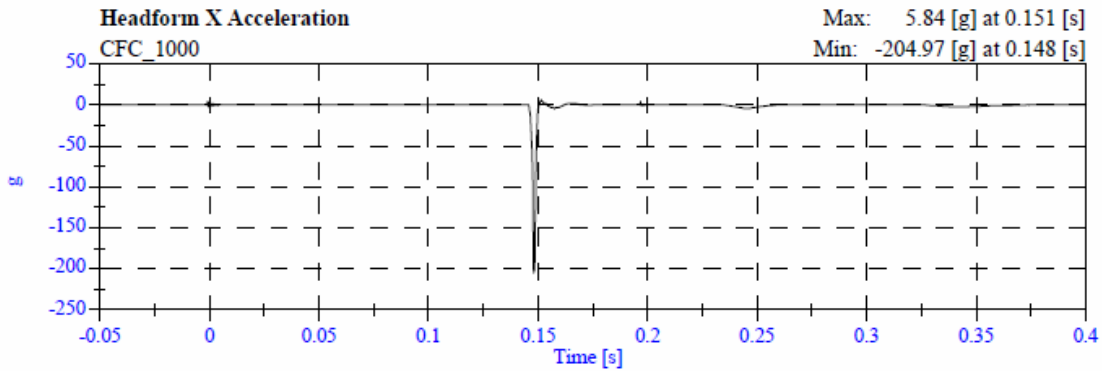
Headform Resultant

Max: 225.1 [g] at 0.148 [s]

Min: 0.0 [g] at -0.017 [s]



FMVSS 201U - Headform Calibration Drops CA5303 - May 10, 2010



**PART 572L
HEAD DROP POST-TEST**

MANUFACTURER:		FIRST TECHNOLOGY SAFETY SYSTEMS	
SERIAL NUMBER:		1142	
CALIBRATION DATE:		April 21, 2010	
TEST PARAMETER	SPECIFICATION	TEST RESULTS	
TEMPERATURE	19°C to 26°C	23	
RELATIVE HUMIDITY	10% to 70%	25	
PEAK RESULTANT ACCELERATION	225 Gs to 275 Gs	254.1	
PEAK LATERAL ACCELERATION	15 Gs Maximum	7.0	
IS ACCELERATION CURVE UNIMODAL?	YES	YES	

HEAD ACCELEROMETER CALIBRATION INFORMATION

I.D. NUMBER	MANUFACTURER	MODEL NUMBER	SERIAL NUMBER	DATE OF LAST CALIBRATION	DATE OF NEXT CALIBRATION
1 - LONGITUDINAL	ENDEVCO	7264-2000T	J41006	4/8/2010	10/8/2010
2 - LATERAL	ENDEVCO	7264-2000T	J33030	4/8/2010	10/8/2010
3 - VERTICAL	ENDEVCO	7264-2000T	J31009	4/8/2010	10/8/2010

REMARKS:

FMVSS 201U - Headform Calibration Drops

Part 572E Head Drop

Calibration Date: April 21, 2010

Serial No: WinCarat II

Work File: fmh

-----TEST RESULTS-----

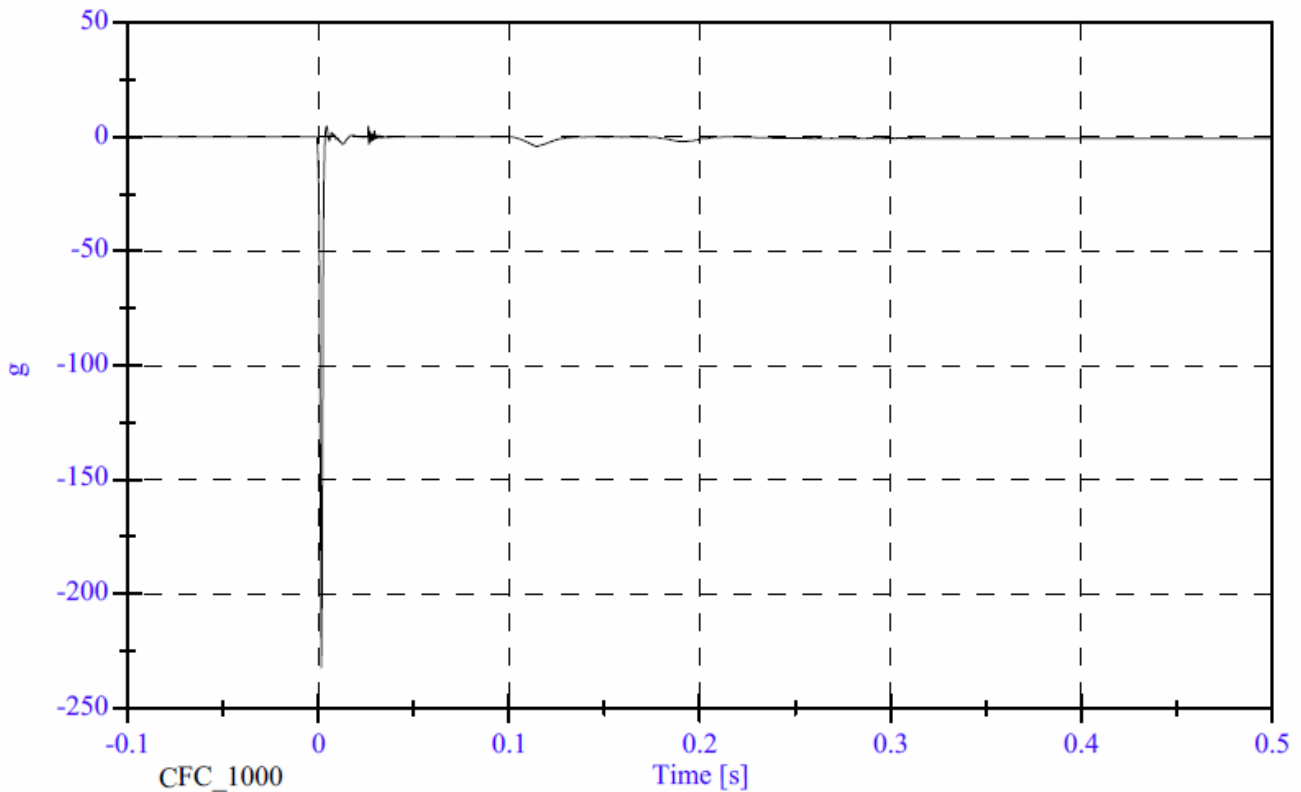
<u>TEST CONDITION</u>	<u>PARAMETERS</u>	<u>RESULTS</u>	<u>STATUS</u>
Lab Temperature:	18.9-25.6 C	23.3 C	Passed
Lab Humidity:	10-70 %	25.00 %	Passed
Peak Resultant Accel.:	225-275 Gs	254.09 Gs	Passed
Peak Lateral Accel.:	15 Gs Max	7.01 Gs	Passed
Curve PerCent NonModal:	< 10%	4.44 %	Passed

FMVSS 201U - Headform Calibration Drops

Headform Resultant

Max: 254.1 [g] at 0.002 [s]

Min: 0.0 [g] at -0.006 [s]



FMVSS 201U - Headform Calibration Drops CA0215 - April 21, 2010

