



GTR

Newsletter

December 2004

The Newsletter of IPMS/Grand Touring and Racing Auto Modelers



In this issue:

- GTR News, Calendar
- Rosso Ferrari 641 F1 car in 1/8 scale!

GTR Auto Modelers

2002/2003 IPMS/USA Region 5 Chapter of the Year

2004 Meetings: Every 3rd Saturday @ 7:00 p.m.

Location alternates between member's homes and the Fountains of Crystal Lake

Next GTR Meeting: December 11, 2004

Joint Meeting with C.A.R.S. in Miniature

Algonquin Township Hall Cary, IL Rt 14, 1/2 mile east of Rt 31

Your current GTR Officers are:

President: Tim Leicht (815) 344-9109

Vice President: John Schaefer (630) 553-0719

Secretary/Contact: Chuck Herrmann (847) 516-0211

The GTR Newsletter is edited by Chuck Herrmann

benzwrench@msn.com

JOHNDSTP43@cs.com

gtrchab@yahoo.com

Please send all correspondence, newsletters, IPMS information, articles, reviews, comments, praise, criticism to: Chuck Herrmann 338 Alicia Drive Cary, IL 60013

Unless indicated, all articles written by the editor. All errors, misspellings and inaccuracies, while the editor's responsibility, are unintentional. Feel free to copy for any other nonprofit use.

Check out the GTR Auto Modelers website at: www.gtrautomodelers.freemove.com

GTR MAILBox

by Chuck Herrmann

Industry News

It appears that the 1/43 kit maker Provence Moulage is not out of business after all. The company has been purchased by some of the employees and is again offering kits.



The latest version of the Porsche 917 kit by Fujimi is this green Fuji Masters 250KM Izuzawa Tetsu

Events

The Classic Plastic Contest and Swap, hosted by Rockford Wheels in Scale, will be held February 6 in Rockford.

See details on these and other events on the calendar page and our website.

Real World

New GTO road racer

At the GM press conference at the recent SEMA show, Pontiac announced plans to enter the Grand American Rolex Sports Car Series with this race-ready GTO.



Dubai F1 Car Racing Team May Cost \$1 Bln; Coulthard Could Lead

(Bloomberg.com) -- Dubai may spend as much as \$1 billion during the next seven years setting up the first independent Formula One motor-racing team since 1997, for which McLaren driver David Coulthard may race, Arabian Business reported.

The team, to be called Team Dubai F1, will start building a technical center and a wind tunnel for aerodynamic testing in the U.K. next year at a cost of more than \$100 million, the Dubai, United Arab Emirates monthly magazine reported in its December issue.

The team, which will be based in Dubai, will have a budget of about \$150 million a year and run its first race in the 2006 world championship, the magazine said, without saying where it got its information. Coulthard may be the lead driver for the team, which may use Mercedes-Benz AG engines, the magazine said.

Dubai, which is spending billions of dollars on infrastructure to triple the number of annual visitors to 15 million by the end of the decade, is facing increased competition from other Persian Gulf monarchies seeking to attract tourist events. Bahrain this year became the first Arab country to host a Formula One championship.


Robby Gordon for Dakar VW (www.autpsport.com)

Versatile US racing star Robby Gordon has signed up to contest this year's Dakar Rally as part of a four-car challenge from Volkswagen with its Race-Touaregs.

Gordon joins three former Dakar winners in the strongest squad yet fielded by VW. The other cars will be driven by former World Rally Champion Juha Kankkunen – the 1998 Dakar winner; Jutta Kleinschmidt (the 2001 winner) and Bruno Saby who took his victory in the event back in 1993.

Japan GT Series in U.S.

The All-Japan Grand Touring Car Championship (JGTC) will race for the first time in the Us in a special event December 17-18 at the California Speedway in Fontana, CA.



Newsletters

Since last time, we have received newsletters from: IPMS/Lakes Region Scale Modelers, IPMS/Seattle, AMG Milwaukee, IPMS/C.A.R.S. in Miniature, IPMS/Bong Chapter, and Lake Michigan Model Car Club.

GTR News

Message from the Pres

Another year, another Christmas .When does it end? Deck the halls, put up the lights, set up the tree, watch the Bears loose, just another day in paradise, right? Well, what do you expect? It's Chicago! Regardless, I want to wish all of you a very Happy Holiday season. I've had my share of problems this year, as we all have, and I know I will enjoy this holiday time. This is time to be with family, friends, and good cheer. So enjoy!

If you were not at the last meeting, we are car pooling to the Waukesha swap meet from my house in McHenry on Dec. 12. If you want to go with, be there NO LATER than 8:30 on Sunday. We want to get there by 10:00 when the event opens. I think Chuck will have directions in this newsletter, although most of you have been here, so it should not be a problem. This is the last one for the year, and it should be a good one.

So, what are you building? I've got a few new projects I'm working on. I hope you are all doing the same. Now that it's chilly outside, I hope you are spending more time at the workbench. This month we'll be going to C.A.R.S. meeting on the SECOND Saturday so GTR won't be back at the Fountains until January. I hope you all can make that meeting, and bring along whatever you are working on. If I don't see you until then, I wish you a very Happy New Year, and the best to all of you in 2005. Hope you can make the swap meet.

Tim

GTR Update

Note that GTR has a new email address. Please send all future GTR and or IPMS as well as all event and product information to:

gtrchab@yahoo.com

In December we will change the meeting date to the second Saturday (Dec 11) and join the IPMS/CARS in Miniature club at their meeting. The location is at the Algonquin Township Hall, in Cary. It is on Northwest Highway (Route 14), about ½ mile east of Route 31. They will be having a Build night, along with Show and Tell and a raffle, so feel free to bring something to work on and share progress with the members.

I have mailed in our chapter charter renewal form to IPMS/USA. We need at least five active IPMS/USA members, including all the officers. If some members have lapsed I may be contacting you to renew. If you are not a member or have lapsed, I encourage you to

join or renew, check out their website at www.ipmsusa.org for details.


The deadline for getting articles, reviews, etc. in the next (January, 2005) issue of the newsletter is December 20. Submissions are always welcomed.

November GTR Meeting

The November GTR meeting was held on November 20 at the Fountains of Crystal Lake. During the business section, first we looked at the treasury report and decided keep the dues for next year the same, \$15. We also discussed meeting attendance and attempting to find new members. We will be putting out flyers at local shops and events. Any member ideas on this would be welcome. If you couldn't make the meeting let Tim or me know your thoughts.



Then it was on to Show and Tell. Quite a bit on the tables this time, as you can see from the pictures. Among the highlights:



Tim Leicht: a built 1/8 Rosso Ferrari 641 F1 car, with aftermarket decals and reprinted markings. This is a huge metal body piece. (see his review this issue). Also a built up 1/12 Ferrari P4 Spyder, from the Classic Models Museums kit. A nice job from a somewhat rough resin kit.

John Schaefer: the new Porsche Carrera GT kit from Tamiya also his current project, a 1972 Dodge Charger NASCAR that is combining an MPC body with most of the other parts from the Polar Lights kit.

George Pritzen: an in progress funny car, using a Revell Dodge funny car engine and frame under an AMT Mitsubishi Eclipse body.

Ed Sexton: the new Revell AG Renault R23 F1 kit in 1/24.



Ken Zinnen: the new AMT 1969 Corvair kit. Also in 1/43, a Provence Moulage Paganini Zonda C12S roadster, just started, and a Tameo Ferrari 126C2 kit, an F1 car from 1982 (the one with the split rear wings as run at Long Beach US GP).



Dave Edgecomb: a LeMans Miniatures 1/24 resin kit of the Porsche 908 Spyder that finished 3rd at the 1970 LeMans 24 Hours. Also some Speedline decals and a resin rear tail for the Tamiya Porsche 956-962 kits.

Chuck Herrmann: a built up Polar Lights VW Love Bug (in rat rod style) also an almost finished Gunze Sangyo Ferrari 365 GT4 BB, an in progress Revell AG Tabrant lowrider. And an ESCI Paris-Dakar Mercedes 450 SLC kit.

Rosso's *Big F1* Ferrari Kit



Ferrari 641 F1

Mfg: Rosso


Scale 1/8

Reviewed by Tim Leicht

I thought when I got this kit that it was the Holy Grail of Formula One kits. Well, at the time, I guess it was. This super scale metal body kit was the rage at the time, even though Ferrari was the big loser in F1 at the time. Maybe that is how Rosso, a struggling new company at the time, got a license to do this kit. It was probably good PR for Ferrari at the time. Unfortunately, this kit was the beginning and the end of the Rosso company. Many rumors surfaced as to their demise from being underfunded, or the plant burned down, and even Ferrari pulled the license. I myself don't know what the real reason was, but I was glad to have the kit. These kits now sell on Ebay for as much as \$1,000.00! However, I decided to build mine. Here is the goods on this extremely rare kit.

Open the box and you realize that this kit is HUGE! It's almost two feet long! The pre-painted body is very smooth, free of mold seams, with a shiny Ferrari red finish. The tub is comprised of plastic parts, along with metal


suspension arms and uprights. Assembly is mostly with screws (provided in the box) but there were over eleven different sizes and types of screws, so the first thing I did was to get a small plastic divider box and organize all the fasteners by size to keep them easy to match up. The tub parts were all molded in black, and not very realistic, as most carbon fiber is different color, based on its strength. So, I custom mixed some Tamiya acrylic paints to color the different shades based on photos of the actual car. Between that and the foil heat shield material provided in the kit, the tub turned out quite realistic. I also turned the kit provided brake rotors, which by the way, turn inside the calipers, from the chrome finish to carbon fiber as well, with some careful painting. Again, thanks to some reference pictures, they turned out beautiful!!



Now for the BAD NEWS The kit provided graphics came in two variants. Some were vinyl stickers and some were reverse printed graphics, similar to Tamiya tire logos on their current race kits. Well, the vinyl stickers were too thick, and the other decals, let's just say were unacceptable to say the least. I went to apply the Goodyear logos on the front wing, and POOF! They turned to powder as soon as they got wet! So, maybe it's just a flock. Well I tried the white Marelli logos on the body and the same thing happened! Now what do I do? I have a ten year old kit, the company is out of business, I can't just pick up the phone and order another set of decals, project ruined! Luckily, I had gotten two sheets of decals in the box, so I decided to have some new ones made. I got on the net and found a company called Aeroloft designs in Arizona. Actually, I was referred to them by Archer fine transfers on the net. Archer does numerous military dry

transfer sheets and no longer does custom work. Anyway, 4 months later, Aeroloft sent me some new dry transfer graphics. Unfortunately, a lot of them were a little fuzzy. The resolution was poor at best, but, they sent me three sheets of graphics, so I picked out the best of the lot, burnished them to clear decal paper, and applied them. I call them ten footers, because if you get close, you can see the not so crisp printing. But, you have to work with what you get.

The tires were painted with stencils that I already had, making them look very realistic. Also, the tires were stuffed with foam rubber, as the weight of this kit would flatten them as soon as you put it on the table. The headers, with six individual pipes on each side, were a real pain in the A__! But, after twenty tries, I got them to fit together. With some careful heat spotting from Tamiya acrylic clears, they turned out VERY realistic! You would think this car could fire up and drive away at this point. So, now that the body was decorated, I applied five coats of Tamiya clear, rubbed it out and voila! A stunning example of this Ferrari race car.



As it came together, I was quite pleased with the outcome. Look at the pictures and you will see what I mean. While not the easy build, it turned out great.



GTR Event Calendar

2004

December 12 Milwaukee Miniature Motors Swap Meeting
Waukesha County Expo Center
Joan Dunn 262-646-4114

2005

January 1-16 Dakar Rally

February 5-6 Rolex 24 at Daytona
Daytona Beach, Florida

February 5 IPMS/Zumbro Valley
Stewartsville Civic Center
Stewartsville, MN
Ed St. Denis edstdenis@msn.com

February 6 Classic Plastic Contest & Swap
Hosted by Rockford Wheels in Scale
Ken Rock Community Center
Rockford, IL

February 11-20 Chicago Auto Show
McCormack Place Chicago, IL

February 20 Daytona 500
Daytona Beach, Florida

February 27 Illinois Plastic Kit & Toy Show
With Model Contest hosted by the Lake Michigan Model Car Club
DuPage County Fairgrounds
Wheaton, IL 630-969-1847

March 5 IPMS/Roscoe Turner 12th Annual Contest & Swap Meet
Lakeside Elementary School
Indianapolis, IN

March 5 IPMS/Great Plains
Frank Ciccarella FCiccarella@aol.com

March 19 12 Hours of Sebring
Sebring, Florida

April 2 IPMS/Plastic Surgeons
Valley Free Church Des Moines, IA
Greg Metge gmgha@mchsi.com

April 16 NNL Milwaukee 13
Hosted by AMG
Quality Inn Waukesha, WI

April 16 IPMS/Mad City Modelers
Radisson Inn Madison, WI
Jim Turek jjtmodel@yahoo.com

April 28-May 1 GSL-XX 20th GSL International Scale Vehicle Championship and Convention
Prime Hotel, Salt Lake City UT
Hosted by Utah Miniature Automotive Guild
www.GSLChampionship

April 29-30 2005 IPMS Region V Convention
Holiday Inn Convention Center, Quad Cities, IL
grbroman@aol.com

May 25 Indy 500
Indianapolis Motor Speedway

June 18-19 24 Hours of LeMans
LeMans, France

June 19 US Grand Prix
Indianapolis Motor Speedway

July 20-23 2005 IPMS/USA National Convention
Cobb Galleria Convention Center
Atlanta, GA www.ipmsusa.org

September 10 Nordic Con
IPMS/Twin Cities
Minneapolis, MN

October 20-23
iHobby Expo
Los Angeles, CA

October 29 IPMS Glue Crew
Wausau, WI
Joseph Drew j.drew@dwave.net

? = event or date not yet confirmed as of this printing



www.ipmsusa.org

2006 National Convention
Kansas City, MO

Happy Holidays from GTR Automotive Modelers!

THE MOST EXCITING RACING IN THE WORLD

**2004 ALL-STAR
JAPAN GT CHAMPIONSHIP
SINCE 1974**

**SEE JGTC @ GT LIVE
DECEMBER 18 & 19, 2004
CALIFORNIA SPEEDWAY**

18 TAKATA

**WWW.JGTCUSA.NET
1-866-500-JGTC**

**D1 GRAND PRIX USA
PROFESSIONAL DRIFT**

JOINS GT LIVE! FOR DETAILS CHECK JGTCUSA.NET

IPMS/GTR Auto Modelers
Chuck Herrmann
338 Alicia Drive
Cary, IL 60013