




# GTR Newsletter MAY 2012

The Newsletter of IPMS Grand Touring and Racing Auto Modelers

## Inside this Issue:

- GTR News and Calendar
- Milwaukee NNL
- Revell Germany London Bus
- Scratchbuilding a Vintage Ferrari Steering Wheel



Ed Sexton's 1/20 resin Ayrton Senna  
Formula Ford

## GTR Auto Modelers

Based in the Chicago, IL Northwest Suburbs  
2002/2003 IPMS/USA Region 5 Chapter of the Year  
2007 and 2008 IPMS/USA Region 5 Newsletter of the Year  
2012 Meetings: Every 1st Saturday @ 7:00 p.m.

**May Meeting at Algonquin Township Building, Rt.  
14 about one mile east of Rt. 31**

Location alternates between member's homes and the Algonquin Township Building

Your current GTR Officers are:

President: Tim Leicht

815-344-9109

[benzwrench@msn.com](mailto:benzwrench@msn.com)

Vice President: Steve Jahnke

847-516-8515

[stevejahnke@comcast.net](mailto:stevejahnke@comcast.net)

Secretary/Contact: Chuck Herrmann

847-516-0211

[gtrchab@yahoo.com](mailto:gtrchab@yahoo.com)

The GTR Newsletter is edited by Chuck Herrmann

Please send all correspondence, newsletters, IPMS information, articles, reviews, comments, praise, criticism to:

Chuck Herrmann 338 Alicia Drive Cary, IL 60013

Unless indicated, all articles written by the editor. All errors, misspellings and inaccuracies, while the editor's responsibility, are unintentional. Feel free to copy for any other nonprofit use.

**Check out the GTR Auto Modelers website at: [www.gtrautomodelers.freeservers.com](http://www.gtrautomodelers.freeservers.com)**

# From The Prez



Well this year just got a whole lot faster. Last week I got my competition racing license renewed and spent almost 2 hours in the Corvette during 6 track driving sessions with classroom time in between each one. It made for a very LONG day. But, I achieved my goal and can now co-drive the long race at the end of the season with my son.



Oh, and two weeks before that, I reached another milestone. I turned 60 years old! Yikes! Time sure flies when you're having fun. Anyway, I'm taking the month off from racing to keep up with the workload at the shop and to go to Minneapolis to watch my older son graduate from Law school (Yay! No more tuition!)

In between, I might even get to sit down at the workbench and build something, although I admit I did just build a 1/24 scale Maisto Ferrari 458. That was after the Ferrari Show and I was inspired. Next one will be plastic. I hope everyone that went to the Milwaukee NNL had a good time. From what I saw online, it looked like there was quite the race car turnout for the event.

Speaking of race cars, I think I found the right idea for the 1/12 scale Revell Mustang. There was a Ford Motorsport Mustang at the race track last week and it was quite striking. I'm going to get some photos next time and use that as a guide for making my kit a race car. I just need to find some 1/12 scale racing wheels and tires and the other stuff I can fabricate (roll cage, etc.). I'm on the hunt and then it's time to build it. Stay tuned for further updates.

So gang, keep on building, bring in your in progress stuff to the next meeting and show everyone what you are up to. Or bring in your latest find from a swap meet or online purchase and show it off. What I do see at meetings is that there is never a shortage of interest in what other guys are up to. See you then.

Tim Leicht

## GTR Mailbag



by Chuck Herrmann

### REAL WORLD

## Ferry Porsche, Designer of the 911, RIP



Professor Ferdinand Alexander Porsche died on 5 April 2012 in Salzburg, Austria. The creator of the Porsche 911 was aged 76. He was born in Stuttgart on 11 December 1935, the oldest son of Dorothea and Ferry Porsche. Even his childhood was shaped by cars, and he spent much of his time in the engineering offices and development workshops of his grandfather Ferdinand Porsche. In 1958, F.A. Porsche, as he was known by his colleagues, joined the engineering office of what was then Dr. Ing. h.c. F. Porsche KG. He soon proved his great talent for design by sculpting the first model of a successor to the 356 model line out of plasticine. In 1962 he took over as head of the Porsche design studio, creating a worldwide furor one year later with the Porsche 901 (or 911). With the Porsche 911, F.A. Porsche created a sports car icon whose timeless and classical form survives to this very day in what is now the seventh 911 generation. However, in addition to passenger cars, F.A. Porsche also concerned himself with designing the sports cars of the 1960s. His best-known designs include the Type 804 Formula One racing car or the Porsche 904 Carrera GTS, now considered to be one of the most beautiful racing cars ever.

In 1972 he founded the "Porsche Design Studio" where he designed numerous classic gentlemen's accessories such as watches, spectacles and writing implements that achieved global recognition under the "Porsche Design" brand. In parallel, with his team, he designed a plethora of industrial products, household appliances and consumer durables for internationally renowned clients under the brand "Design by F.A. Porsche".

Of course the Porsche 911, now in its seventh generation, going on 60 years, remains one of the world's great automotive icons. The racing success of the 911 is legendary and is ongoing. For model car builders and collectors, we have hundreds of kits and diecasts of most every variant of the 911 to thank Dr Porsche for.

### **New Viper Unveiled, and Vipers to Return to ALMS Racing**



The new 2013 SRT Viper was revealed officially at the NY Auto Show last month. While there is a resemblance to the old styling, performance and comfort improvements are designed to compete against Ferrari and Corvette in the sports car market.




SRT has also announced that the Viper will be returning to GT racing, with a two car team set to debut later this season in the ALMS series. Hopefully, by Road America in August?

### **New Nissan New York City Taxis**



The new 2013 Nissan NV will be the "spec" cab for all future new NYC cabs.

### **Green Racing News: Electric Racer to Tackle Pike's Peak**



Last year, Nobuhiro "Monster" Tajima set the last record involving a Pike's Peak course with any measure of a dirt surface, breaking the 10-minute barrier. With this year's Race to the Sky running on a completely paved road, the Japanese hillclimb maestro has decided to take a different tack, deciding to race an EV up the Colorado mountain.

The machine itself looks as if Ed "Big Daddy" Roth tried to build a modern LMP car. The specs are as yet unreleased, but given Tajima's past lunatic efforts to ascend the mountain in a more-than-timely fashion, it's pretty safe to say that the machine has a good shot at smashing the current EV record of 12 minutes, 20 seconds, set by the AC Propulsion AC-180 last year.

. Proceeds from the program will benefit victims of last year's devastating earthquake in Japan.

### **Audi to Race Hybrid at LeMans**



Two of the four Audi factory team entries at this year's LeMans 24 Hours will be hybrids. The R18 e-tron quattro, the world's first diesel-electric hybrid prototype to race, features an innovative four-wheel drive system, where the electric motors are mounted on the front axle, while the conventional 3.7-liter V6 turbo diesel powers the rear axle. Audi's flywheel-based hybrid system, which had been under development since February 2010, takes kinetic energy recovered from the front axle during the braking phase and turns it into additional power through the use of electric motors, which by ACO rules, can only be engaged at speeds over 120kph. With the lack of other major factory teams it appears this may be the first hybrid racer to achieve victory in a major race.

## INDUSTRY NEWS



The next new Fujimi 1/20 F1 kit will be the 2011 season Sauber C30, due out late May.

Belgian kit manufacturer Similr has announced a 1/24 injection molded kit of the 2011 Pescarolo LMP1 racer from Lemans.

Tamiya will be reissuing their 1/12 scale Lotus 72D and Ferrari 312B F1 kits.




Revell has reissued the Orange Crate, now available, and.....



their version of the Accurate Miniatures Grand Sport kit, the last of these made by Accurate so if you want one grab it, there will be no more.



Round2 has announced that they have uncovered the tool for the 1/25 Daytona Transport Truck (kit MPC787). It will be reissued in white plastic in a larger box than the original, available Fall 2012.



Airfix has reissued their 1/12 Bentley kit. See the latest *Model Cars* magazine for a build article.

## MEDIA

Actor Patrick Dempsey is bringing his passion for auto racing to television with a new documentary series. The *Grey's Anatomy* star will produce *Road to Le Mans*, a four-part series about his competition in the venerable French race, the Velocity channel representatives said Thursday. Dempsey will be both owner and driver at the 24-hour endurance race in June.

*Road to Le Mans*, set to air by mid-2013, will include his team's preparation for the event, including sponsor acquisition, training and time trials, and the race itself. The actor feels the show also can bring racing's drama to a new generation, he said, following in the tradition of other stars who competed on film and in real life, including Paul Newman (*Winning*), James Garner (*Grand Prix*) and Steve McQueen (*Le Mans*).

Besides *Road to Le Mans*, Dempsey is to star in the film adaptation of Garth Stein's 2008 novel, *The Art of Racing in the Rain*.

## EVENTS

The IPMS Region 5 Convention is this month, Saturday, May 19 in Overland Park, KS, which is just south of Kansas City. The show will be held at the Holiday Inn,

For 2012 the internet Revell Global Model Car Championship Contests (as covered on the *GEARS* TV show by Stacey David on Speed TV) will feature Muscle Cars. For information on eligible kits and entry information (deadline is May 15), see [revell.com](http://revell.com).

The NNL North, in Bloomington, MN (Minneapolis area) hosted by our good friends RPM is May 20. I have not been able to attend but I have only heard good things about the show.

See the events calendar for details for all of the events that I know of. If any readers wish their events or any other events of interest to GTR listed send the information along to me.

## 2012 GTR Summer NNL

We are happy to announce the fifth annual GTR Summer NNL will be held again this year. The date will be August 5, 2012. The format and location will be the same as prior shows. The theme will be Dirt: Off Road Vehicles, anything designed or modified to be operated off the pavement. Such as dune buggies, rally racers, dirt track sprints, midgets and stockers, construction equipment and more. We will again have a sub theme, this time it will be commemorating 50 Years of the Daytona 24 Hours race, any subject that was or is eligible to compete in the event.

### GTR NNL Sponsorships

We are now accepting trophy package sponsorships (\$35 per trophy) as well as donations for our raffle, Contact either Steve Jahnke or Chuck Herrmann, see address and telephone info on the cover page. All donations will be acknowledged on the trophies and in all

our event coverage and signage.

## Dirt Theme Kits

There are a lot of kits that will fit our 2012 GTR theme of DIRT: Off Road. So even if you don't necessarily build off road kits, I will publish several pictures and suggestions over the coming months, for kits that are eligible for the theme for inspiration! Here are some vintage dune buggy kits:





# GTR News

## GTR Update

The next regular meeting will be Saturday, May 5, at the Algonquin Township Building. Until we firm up any alternate plans or events the regular monthly meetings will meet at the Township. The June meeting will be June 2<sup>nd</sup>.

Any member who wants to bring up other ideas or suggestions for future meetings or activities, do so either at the meeting or contact me.

Past issues of the GTR newsletters are available on line.

Go to [www.carsandracingstuff.com](http://www.carsandracingstuff.com), then click on Newsletters, find GTR and our newsletters are achieved back to 2004. Thanks to Bill Crittenden for storing our newsletters on his site.

### 2012 GTR Club Project

If during this year GTR members build a model that fits the Summer NNL themes (Dirt: Off Road and 24 Hours of Daytona: Sports Racing cars) and present it (or via an emailed photo) at a club meeting or event before the GTR Summer NNL you will get your club dues of \$15 refunded.

### April GTR Meeting

The regular April 2012 GTR meeting was held at the Algonquin Township Office on April 7. I was concerned that the date being the day before Easter Sunday we would experience a light turnout, but it was a full house with several guest stopping by. For the business portion of the meeting we discussed the upcoming Milwaukee NNL show and also brought up the idea of doing a club calendar for 2013, which based on feedback sounds like it will happen, details coming in the next several months. Then we went over the treasury and mailbag, and it was on to Show & Tell.

**Ed Sexton:** a 1/20 resin kit of a Van Diemen Formula Ford as driven in Europe by Ayrton Senna early in his career – see cover photo.

**Mark Minter:** a real nice buildup of the classic Revell Orange Crate kit, with Clear Orange over Orange paint.



**Doug DeMars:** Built models of the Monogram BadMan 55 Chevy.....



and the Fire Truck show rod.



**Dave Edgecomb:** Two in progress builds – a Tamiya Porsche 911GT2 with the transkit for a 97 LeMans Cherau version,



Also a Tamiya Porsche 956 with Studio 27 trans kit to do a short tail version.






Dave also had a 1/24 Mercedes Benz 300SL die cast that was available from M-B dealers.



John Walczak: a 1969 Plymouth GTX build into the Sox & Martin drag version using Cady decals.



Also the new Mobius 1956 Chrysler 300 kit.



Steve Jahnke: Two Tamiya 1/20 Grand prix kits, the Jim Clark Lotus 25 and a Williams FW11.



Larry Fulhorst:: 1/43 diecast of the 1979 Daytona 24 Hour winning Porsche, purchased during his trip to the race this year.



Chuck Herrmann: Two Monogram Porsche 924s, one built as stock and the racing kit built up as a phantom club racer.



Also a 32 Ford, bought at a swap meet as a glue bomb, being converted into a dirt track jalopy racer.



## GTR Classifieds

**For Sale:** Complete set of *Car Modeler*, May 1990 through September 1998, in four original *Car Modeler* binders.

Complete set of *Scale Auto Enthusiast* (*Scale Auto* starting January 2002), May 1979 through December 2011, in original *Scale Auto Enthusiast* and *Scale Auto* binders:

Contact: Ronald Spanraft, (847) 548-2635, [rmgs13@yahoo.com](mailto:rmgs13@yahoo.com)

**Wanted:** Photos of the Lotus 56 STP Turbine Car as raced in USAC road races in 1968, especially Riverside. Cars #40 (Pollard) and #60 (Leonard/Andretti). Need cars in road race trim, I have plenty of photos from Indy.

Also, I need the injector stacks for the 1/20 scale McLaren M8D kit – either from the kit or aftermarket.

Chuck Herrmann [gtrchab@yahoo.com](mailto:gtrchab@yahoo.com)



## IPMS News

GTR is a local chapter of IPMS/USA, in Region 5. Local chapters need five active national IPMS/USA members to remain an IPMS chapter. We urge those who have lapsed to renew their IPMS/USA membership, or if you have never been a member enroll now! Details can be found at their web site, [www.ipmsusa.org](http://www.ipmsusa.org), or see me for membership forms.

The annual Region 5 Awards have been announced by Regional Coordinator Kelly Quirk. The winners are:

2011 Region 5 Chapter of the Year: IPMS/Fort Crook - Omaha, NE

2011 Region 5 Newsletter of the Year:

IPMS/Butch O'Hare - The Monthly Resinator

2011 Region 5 Web Site of the Year:

IPMS/Gateway [www.ipms-gateway.com](http://www.ipms-gateway.com)

The IPMS Region 5 Convention is this month! Mark your calendars for Saturday, May 19 in Overland Park, KS, which is just south of Kansas City. The show will be held at the Holiday Inn.

# IPMS-USA

International Plastic Modelers Society

2012 Region 5 2012 Region 5 May 19,  
Holiday Inn Overland Park KS.

See [www.ipmswcmo.org](http://www.ipmswcmo.org)

2012 Nationals: Aug 8-11 Orlando, FL

[www.ipms2012.org](http://www.ipms2012.org)

2013 Nationals: Loveland, CO

## 20<sup>th</sup> Milwaukee NNL

The annual Milwaukee NNL, hosted by the Automotive Modelers Group, was held on April 14 at the Excellence Center in Waukesha, WI. The attendance seemed a little down from last year, but it wasn't as actually there were 676 models. As usual there were many excellent models on display. The Theme was Sports Cars and Road Racers, so the theme table was full of models of interest to GTR. The Sub theme was LeMans Winners. AMG's Mike Klessig had a nice display including reduced race posters from each year, and took home that trophy.



LeMans Winners.



GTR has our usual display table.





Revell had several of their newest releases on display.



The AMG club display featured their McDonald's diorama and 32 Fords.



Meyers Manx kit



VW Scirocco modified into a Pikes Peak style hill climb racer.



Vintage NASCAR Chevy.



Rat Rod




Mini Exotics Cheetah



This bell tanker won the Primer/Project award.



Nice custom



Rat rod



Vintage Carrera Panamericana racer.

# Revell Germany 1/24 Doubledecker London Bus

by Chellie M. Lynn

reprinted from the IPMS/Seattle April  
2012 Newsletter

**Manufacturer:** Revell Germany

**Kit#:**     **Scale:** 1/24



This latest release from Revell of Germany's Classic Vehicles series provides the opportunity to model one of the great icons of London. In 1947 London Transport began studies for what would become the Routemaster double-decker bus. In 1951 AEC (Associated Equipment Company) signed on to develop the bus. Douglas Scott of Scott Ashford Associates designed the body in 1952 and 1953 saw the AEC mechanicals mounted to the prototype body shells.

Running prototypes were unveiled in 1954 with service trials commencing forthwith. In 1956 an initial order for 850 buses was placed with initial deliveries planned for 1958. The first delivery of a production unit occurred on May 11, 1958 with full scale production achieved by early 1959. Production ended in 1968 with 2,876 units built, almost all by AEC and Park Royal Vehicles. Regular overhauls and a 1996 repowering program utilizing the Scania DS9 Euro spec engine have kept the Routemaster running for 54 years. Not bad for a vehicle with a design life of 17 years!

The Routemaster had a fully integrated self-supporting body jig built of aluminum on a steel frame. This was mounted on two mechanical subframes front and rear. It was powered by an AEC AV590 9.6 litre diesel engine, with drive provided by an epicyclic transmission mounted amidships under the floor. Production features included power assist steering, constant

pressure hydraulic brakes and heaters for both passenger levels.

Revell Germany's kit provides for construction of an RML model Routemaster, which was two feet longer than the initial RM series. Optional parts are included for construction of almost any two-man operation variant. This includes a complete Scania DS9 engine from the 1996 repower program. Double wall construction (interior and exterior) allows for fantastic detail without masses of sink marks.

Decals include the seat upholstery pattern which will save considerable time and frustration. The proper floor paneling is also included on the decal sheet. All areas seem to have the requisite details for a proper appearance. Some detail has been simplified or done as a deep relief engraving. All in all it truly looks the part.

From all available references this kit is spot on, just like Revell Germany's other truck kits. A quick tape up of the parts indicates that it looks right, so I shall call it good. I think this kit will be a bit of a challenge to assemble, but test fittings indicate that there should be no significant problems. The sheer number of parts will eat a fair bit of time, but items such as separate window frames will ease painting. Revell Germany's typical booklet instructions run through 90 steps from start to finish. My only niggle with the kit so far is that the AEC AV590 9.6 litre engine is identified as a Leyland unit throughout.



*A built up example was on display on the Revell table at the Milwaukee NNL.*

List price in the US is \$100. Worth it? I believe so, but time will be the ultimate determination. Off I go to building, first with the AEC engine, then with the Scania DS9 and other late life enhancements. I may even dare to backdate one to the initial production RM series.

**References:** I would suggest obtaining a copy of Haynes's Routemaster Bus 1954 Onwards (All Marks) before commencing building this kit, as it is the perfect reference.


*Routemaster Bus: 1954 Onwards (all marks) Enthusiast's Manual*, by Andrew Morgan, Haynes Books, 2011.

## Scratchbuilding a Classic Ferrari Steering Wheel


Reprinted from the April 2012 *Sprue Examiner*, the newsletter of IPMS/Austin Scale Modelers Society

By Mike Poole

Old Ferrari interiors seem to all look alike. But one dominant feature is the composite wooden steering wheels made by a famous company called Nardi. Founded by Enrico Nardi in the 1950's the company made performance parts as well as handcrafted steering wheels. They just seem to embody the artisan craftsmanship of that lost era. I've been thinking of a way to replicate a Nardi steering wheel in miniature for a while. Here is my recount of a recent attempt.




I first drew a graphical depiction of the steering wheel made up of 8 pie wedges on each side, then made a 1mm aluminum ring from an aluminum soda can. The wood I used was 1/8" x 1/32" lime wood strip I swiped from an old ship model. The strip was cut into 8 segments per side and then glued together over the pattern to cover the circumference of each rim. I discovered along the way that saturating the wood with thin CA made it stronger and less prone to splitting.



The part was so *tiny!* Forming the circumference, keeping the shape round as I slowly sanded away 90% of the wood and even some of the aluminum ring was the toughest challenge. I sanded the inside first, periodically comparing it to the pattern to maintain roundness. Once the inside was shaped I just kept sanding and sanding and sanding the outside circumference by eye until it looked uniform and close to scale. The black plastic kit part to the right of my wooden rim in the picture is the thickness I was shooting for. Although the structure is remarkably strong I did manage to fold it up into a taco at one point. Much to my relief, it straightened out without too much trouble. But I realized, the thinner it got, the higher the odds were that I was going to "stuff it" bad. I stopped just short of the plastic part thickness but I'm happy with the result.

The project began merely as a "what if" experiment but after about 4 hours of sanding this tiny part began showing some promise. Later, I soaked in a bit more thin CA to strengthen it and just a touch of stain thinned down. The photo etch spokes and horn button from the kit were cut down a bit closer to scale and pressed into service for the final result shown below. The turn signal arm was made from a straight pin and a dab of black paint.



When asked how Mike fabricated the aluminum ring for the steering wheel, he noted that this project is several years old and he thinks he made the ring from a soda can by drawing two concentric circles on the aluminum. Then just a matter of tracing the lines with an #11 blade until it cut through. Nothing too it!

# Tips and Tools

Each month (well, most months, as something is contributed) this column will feature a short article on a new or unique technique or tool. All readers are encouraged to submit a few paragraphs, maybe a picture or two, of something you would like to share with fellow modelers. Feel free to pass along anything you feel would be of interest to fellow modelers – we welcome submissions from all readers, not just GTR members!

## Using Sharpie Paint Markers


By Tim Leicht




Instead of a kit review this month, I thought I would share with you my latest find at Hobby Lobby. I found these Sharpie paint markers, along with an industrial size Sharpie black chisel marker.



The paint markers are oil based and dry fairly flat. With the tapered tips they are perfect for filling in details like spring coils and even lettering free hand on things like tires and class designations on windshields for drag cars. (see photo)



The black flat chisel marker is perfect for doing the glazing on model car windshields as most new cars have the glass banded with 1-2 inches of black around the perimeter of the windshield and back glass. Also, running the marker around the edge of the glass and also around the edge of headlight lenses gives them much more depth and realism. Do make sure if you mask that the tape is down tight to avoid bleed around (like my sample turned out, oops!)



While these were done as examples, I'm sure there are many other uses for these paint markers on model cars, like seat belt details, picking out rivets and bolt heads, and picking out brake and fuel lines that are molded in a chassis tub.

Just another tip for helping make your model look more realistic and it's easier than hand painting. Happy Building!



*Editor's Note: I also recently used the Sharpie Chisel Tip to highlight the edges of the headlight lenses on my Porsche 924.*



*It really helps it to stand out.*


# 2012 GTR Summer NNL 5<sup>th</sup> Annual Contest & Swap Meet

Hosted by: IPMS/GTR

Theme: **DIRT-Off Road**



Sub-Theme: 50 Years  
of the Daytona 24 Hours  
Sports Car Racing



**Attention Automotive Modelers; we have a summer show and swap meet for you! You are invited to our GTR Summer NNL contest and swap meet.**

The Summer NNL will be held on Sunday August 5<sup>th</sup> 2011 from 9:30AM to 2:00PM at the Algonquin Township Building, 3702 US Highway 14, Crystal Lake, Illinois 60014

For the out-of-towners, there are tons of local accommodations from Days Inn to Holiday Inn. Admission to the show is a measly 5 bucks; you can enter as many models on the tables as you like (no additional charge) and we will serve a pizza lunch (again, no additional charge, soda extra; sorry had to draw a line somewhere) to all show entrants.

Did we mention that there is a swap meet too? There will be a free "trunk sale" swap meet in our spacious parking lot, vendors and show goers are encouraged to open their trunks and sell-sell-sell rain or shine. Vendor set-up starts at 8:30AM. Also we raffle off some nice prizes.

Our NNL style contest bestows "Best Of" awards as mandated by popular vote as determined by show attendees, official judging and nit-picking is strictly forbidden, praise and admiration from fellow modelers strongly encouraged.

## Classes:

|   |                           |  |
|---|---------------------------|--|
| <b>Competition Open Wheel</b>           | All scales                | F1, Indy, Drag, etc  |
| <b>Competition Closed Wheel</b>         | All scales                | NASCAR, LeMans/IMSA, Can-Am, Drag  |
| <b>Street</b>                           | All scales                | Street legal - Muscle Cars, Sports/Exotics, Tuners, beaters, factory stock                                   |
| <b>Custom</b>                           | All scales                | Modified custom vehicles   |
| <b>Commercial</b>                       | All scales                | Trucks, Taxis, Police, Ambulance and Emergency   |
| <b>Motorcycles</b>                      | All scales                | All types  |
| <b>Curbside</b>                         | All scales, all types     | Hood closed, judged as displayed, includes slammers  |
| <b>Out of the Box</b>                   | All scales, all types     | No modifications to the kit except filler, paint, decals and foil  |
| <b>Theme: Dirt Off Road</b>             | All scales, all types     | Anything designed or modified to be operated off the pavement. Dune Buggies, Rally racers, dirt racers, etc. |
| <b>50 Years of the Daytona 24 Hours</b> | All scales, all types     | Any sports racing cars that were eligible to compete at the Daytona 24 Hours                                 |
| <b>People's Choice</b>                  | Any model in the contest. |  |

Contact: [gtrchab@yahoo.com](mailto:gtrchab@yahoo.com)  
[www.gtrautomodelers.freeservers.com](http://www.gtrautomodelers.freeservers.com)





# GTR Event Calendar

May 5 HMCA 32<sup>nd</sup> Annual Miniature Vehicle  
Collector's Swap & Model Car Contest  
Knights of Columbus Hall, Indianapolis, IN  
Duane Tripp DCT2136@aol.com



May 5 IPMS/Mad-City Modelers Model Show  
Doubledays Banquet House  
Cottage Grove (Madison) WI  
[Michael A. Luedke](mailto:Michael.A.Luedke@262-567-9147) 262-567-9147

May 19 IPMS Region 5 Convention  
Theme: "In the Movies"  
Host: IPMS/West Central Missouri  
Holiday Inn, Overland Park, KS  
See [www.ipmswcmo.org](http://www.ipmswcmo.org)

Until May 15 2012 Revell/GearZ by Stacey  
David Global Model Cars Championship  
Internet Model Contest. See:  
[www.Revell.com](http://www.Revell.com)

May 20 14<sup>th</sup> Annual NNL North  
Knights of Columbus Hall, Bloomington MN  
Bob Maderich 612-423-2985  
[www.RPMMModelClub.com](http://www.RPMMModelClub.com)

May 27 Indy 500  
Indianapolis Motror Speedway

June 9-10 Heartland Model Car Nationals  
By IPMS.KC Slammers  
Overland Park Conv Center, Overland Pk KS  
Bill Barker 816-250-0906

June 16 Milwaukee Indy Car

June 16-17 LeMans 24 Hours

July 8 4<sup>th</sup> Annual Attack of the Plastic  
Lake Lawn Lodge Resort Delavan, WI  
Rick Allan 262-728-5003

Aug Brickyard 400  
Indianapolis Motror Speedway

Aug 8-11 IPMS National Convention  
Disney World, Orlando, FL  
[www.ipms2012.org](http://www.ipms2012.org)

August 5 5<sup>th</sup> Annual GTR Summer NNL  
Theme: DIRT (Off Road)  
Subtheme: 24 Hours of Daytona  
Algonquin Township Building Crystal Lake, IL  
[gtrchab@yahoo.com](mailto:gtrchab@yahoo.com)

August 18 Road America ALMS  
Elkhart Lake, WI

Sep29 Nordic Con Contest and Swap  
IPMS/Twin Cities Aero Historians  
Productivity Inc Plymouth, MN  
John Ross [plasticmodeler@yahoo.com](mailto:plasticmodeler@yahoo.com)

Sep 30 60th IL Plastic Kit & Toy Show  
DuPage County Fairgrounds, Wheaton IL  
(630) 969-1847  
Email: [pthpowerinc@aol.com](mailto:pthpowerinc@aol.com).

Oct 6 NNL 33  
Sylvania Exhibit Center Toledo OH  
Email to [osplenn@aol.com](mailto:osplenn@aol.com)

Oct 7 Toledo  
Collectors Toy Fair  
Sylvania Exhibit Center Toledo OH  
[www.oldtoylandshows.com](http://www.oldtoylandshows.com)

Oct 20 IPMS Glue Crew Contest & Swap  
Howard Johnson's, Wausau WI  
Joseph Drew 715-842-0173

Oct 21 Countryside Collectors Classic Show  
Park Place of Countryside  
Countryside, Illinois 60525  
[www.uniqueeventsshows.com](http://www.uniqueeventsshows.com)

November 4 Scale Auto Hobby & Toy Show  
American Serb Hall Milwaukee, WI  
[www.uniqueeventsshows.com](http://www.uniqueeventsshows.com)

November 18 (hopefully...) US Grand Prix  
Circuit of the Americas  
Austin TX



# **GTR Auto Modelers Newsletter**



## **IPMS/GTR Auto Modelers**

Chuck Herrmann  
338 Alicia Drive  
Cary, IL 60013

**Next GTR Meeting: May 5, 2012**

[www.gtrautomodelers.freesevers.com](http://www.gtrautomodelers.freesevers.com)