




GTR Newsletter APRIL 2015

Inside this issue:

- GTR News and Calendar
- Tips and Tools
- Revell PrePainted 2013 Challenger
- Cedarville Contest
- Ferrari Expo



Ferrari on display at the Cedarville Model Contest.

Grand Touring & Racing Auto Modelers

Based in the Chicago, IL Northwest Suburbs
2002/2003 IPMS/USA Region 5 Chapter of the Year
2007, 2008 & 2015 IPMS/USA Region 5 Newsletter of the Year
2015 Meetings: Every 1st Saturday @ 7:00 p.m.

Location alternates between member's homes and the Algonquin Township Building

Your current GTR Officers are:

President: Open

Vice President: Steve Jahnke

Secretary/Contact: Chuck Herrmann

847-516-8515 stevejahnke@comcast.net

847-516-0211 gtrchab@yahoo.com

The GTR Newsletter is edited by Chuck Herrmann
Please send all correspondence, newsletters, IPMS information, articles, reviews, comments, praise, criticism to: Chuck Herrmann 338 Alicia Drive Cary, IL 60013

Unless indicated, all articles written by the editor. All errors, misspellings and inaccuracies, while the editor's responsibility, are unintentional. Feel free to copy for any other nonprofit use.


Visit us on Facebook at GTR Auto Modelers



GTR MAILBAG

By Chuck Herrmann

REAL WORLD



New Look AERO for IndyCar

For IndyCar series road course events this year we will see a new look on the cars. Honda and Chevy engine teams will have distinctive aero kits. Each new aerodynamics package builds on the Dallara "DW12" chassis that debuted back in 2012, giving fans something other than paint jobs to distinguish which car is which on the track.

The biggest difference between Honda's new look and the previous design is with the front wing. The two-tiered design has been replaced with a three-tiered one that looks like a monstrous shaving razor. Also there is more body paneling at the rear, giving it a boxier back end. You would have seen these new cars just about the time you are seeing this issue at the season opening St Petersburg event on March 28

Each of these new designs has over 100 parts that teams can use to mix and match for the best results. Both manufacturers are holding back the designs of the aerodynamics packages for oval tracks, which make up about half of IndyCar's schedule including of course the Indianapolis 500.



No German Grand Prix this year.



Nicht!!!

There will be no Formula One race in Germany for the first time since 1960, with the Nurburgring track organizers citing financial reasons for being unable to organize the grand prix. Nurburgring was scheduled to host this year's race on July 19, after Hockenheim hosted it last season.

So the home country of the current dominant F1 team will not have a grand prix race this season. Along with the lack of a French GP for several years, this continues the shift from the traditional European home base of F1 to other developing nations, such as Asia and the Middle East. Germany has had a total of 53 Formula One drivers, including seven-time world champion Michael Schumacher and four-time champion Sebastian Vettel.

BMW Retro Colors at Sebring



BMW of North America designed a special livery, which pays homage to the IMSA 3.0 CSL, for the two BMW Team RLL Z4 GTLM cars entered in the 2015 edition of the 12 Hours of Sebring. In 1975 the 3.0 CSL won the race overall with drivers Brian Redman, Allan Moffat, Sam Posey and Hans Stuck.



This year the #25 car did not do so well, losing 10 laps to subframe repairs while finishing 22nd overall, 8th in the GTLM class with drivers Bill Auberlin, Dirk Werner and Augusto Farfus. But Auberlin did set the fastest lap in class.



Speaking of milestones, the winning Corvette Daytona Prototype was the first overall Sebring win for Chevy in 50 years, since Jim Halls Chaparral!



INDUSTRY NEWS

New VW Polo WRC Kit

From Belkits, there is the announcement of the latest in their series of 1/24 injection plastic World Rally subjects. This is the current VW Polo that has been dominant in WRC recently. You can see photos of the kit and also some other detail sets and accessories at their webpage at: Belkits.be / Belkits.com



BEL005 - Volkswagen Polo R WRC
Belkits.be / Belkits.com

Airfix Kit News

Airfix has announced new snap kits of the Bugatti Veyron.....




and the McLaren P1 supercars.



But there is no scale noted in the descriptions. So I emailed the question to their customer service department and received the answer:

The QuickBuild range do not have specific scales, these are what is known as FIT THE BOX. The general aim is to allow the finished model to be of a reasonable size, while maintaining consistency across models for collections.

Too bad it was not 1/24, the Veyron especially...



And they are reissuing the Ford 3 Litre GT Starter Set 1:32 - A55308

The Real Thing



This is a good looking car but I was foggy on the actual history of the car. After some Facebook followers advised some details and follow up on the internet, it is the Ford P68, also commonly known as the Ford 3L GT or F3L. It is a sports prototype racer model introduced in March 1968 to comply with the reduced engine size (3 liters for Group 6 prototypes) that ended the LeMans winning Ford Mk IV Program. Ford America withdrew from LeMans competition but Alan Mann Racing designed this car around the Ford DFV V8 Formula One engine. It was not very successful, changing rules at times made drivers such as Jack Brabham decide it was not safe to drive! Other drivers involved were Bruce McLaren, Denny Hulme, Jochen Rindt, Mike Spence, Masten Gregory, Pedro Rodriguez and Frank Gardner, who did most of the testing and ran it the most. It did have some competitive qualifying runs, including a pole position at Spa in 1969. But it never finished any of the eight races it started and the program ended mid 1969. Again, too bad it is not 1/24.....



Ironically the "old" 5 liter Ford GT40 went on to huge wins at LeMans in 1968 and 1969 in the iconic orange and blue Gulf colors.

EVENTS

Big local shows this month are the Milwaukee NNL hosted by AMG on April 11, with the Milwaukee Miniature Motors Spring Swap Meet the next day in Waukesha. Both shows are at the usual venues. GTR is planning a club display table at the NNL, as usual. If you haven't gone the NNL is a great show, usually over 600 models on display. The theme this year is Hemi, so I expect the theme table to be pretty full!

And at the end of the month, GSL-XXV International Scale Vehicle Championship and Convention will be held in Salt Lake City UT, another great show on my bucket list.

See the events calendar for details for all of the events that I know of. I will add more 2015 events soon as they are firmed up. If any readers wish their shows or any other events of interest to GTR listed send the information along to me.



IPMS News

GTR is Newsletter of the Year in Region 5!

GTR is a local chapter, in Region 5, of IPMS/USA. Local chapters need five active national IPMS/USA members to remain an IPMS chapter. We had enough, and we have received the official 2015 membership stamp. We urge those who have lapsed to renew their IPMS/USA membership, or if you have never been a member enroll now! Details can be found at their web site, www.ipmsusa.org.

2015 IPMS Region 5 Awards

IPMS Region 5 Coordinator Kelly Quirk made the following announcements in his March monthly update e-mail:

Greetings Region 5 members,

I'm happy to announce the winning nominations for the 2104 "Of the Year" awards:

Chapter of the Year: IPMS/Alexander Lippisch

Newsletter of the Year: IPMS/GTR Auto Modelers

Web Site of the Year: IPMS/Missouri Ozark Scale Specialists

So we won IPMS Region 5 Newsletter of the Year Award! GTR also won it in 2007 and 2008. Congratulations to the other Region 5 winners.

IPMS Calendar

July 22-25, 2015 IPMS/USA Nationals in Columbus, OH www.ipmsusa.org.



Sep 12, 2015 IPMS Region 5 Convention hosted by IPMS/Gateway St Louis, MO

2016 IPMS/USA Nationals

Columbia, South Carolina



News

GTR Update

The next regular GTR meeting will be Saturday, April 4, 2015 at the Algonquin Township Building. We will have copies of the 2015 GTR Club Calendar for sale; the cost is \$10 to members. Since these are printed to order please let me know several days in advance of the meeting if you would like to buy one. Last call.

We still have some 2014 GTR Club Polo and T Shirts available; let us know if you wish to buy any.

Future regular monthly meetings will meet at the Algonquin Township Building. Any member who wants to bring up other ideas or suggestions for future meetings or activities, do so either at the meeting or contact me.

GTR is on Facebook



GTR has a Facebook page. Check it out and join up!

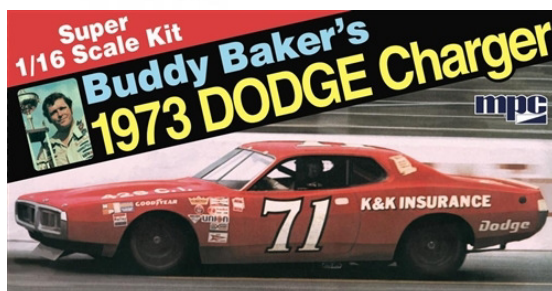


Also we encourage members and fans to post photos of your models or projects. Member Gary Dobson has been unable to make recent meetings but he has posted a photo of his recently built Datsun 510.

2015 8th Annual GTR Summer NNL

In 2015 GTR will again host our annual Summer NNL, on Sunday August 2, at the traditional location, the Algonquin Township Center. The theme will be 100 Years of Dodge. We are now accepting trophy sponsorships and raffle donations from anyone interested in helping support our event.

2015 GTR Club Project: 100 Years of Dodge



The 2015 GTR Club Project will again reflect the GTR Summer NNL theme, which is 100 Years of Dodge. See the inspiration photos above. Finish a model of a Dodge between now and the NNL in August, bring it to a meeting, the NNL or send a photo to me by August 2 2015 and your 2015 dues will be refunded!



This month we have a long distance project build. From Arizona GTR founding member Ron Spannraft sends photos of his 1970 Dodge Coronet as raced by Paul Feldner during the 1972 USAC Stock Car season. The MPC 1970 Coronet (sides back-dated to 1968) is on a MPC reissued stock car chassis. Engine is from the MPC Dart kit. Once Ron finishes the hood he gets his 2015 dues paid!



So get going planning and building your club project kit!

March GTR Meeting

The March GTR regular meeting was held on Saturday, 3/7/2015 at the Algonquin Township Building. During the business portion we went over the Treasury Report, took some 2015 dues, sold some 2015 calendars and talked about upcoming events.

Then it was on to Show & Tell. Here are some pictures of stuff on display.

Dave Green brought in a built up pre-painted Revell Mustang kit,



also a Maisto diecast 1/24,



the newly reissued 1973 Mustang Trans Am,





also the new reissue of the Super Chief Dodge funny car, above, and his latest swap finds below.



Paul Heber brought this race car hauler with both a Camaro



and a Dodge short track stocker,



as well as another short track kit.



Mark Minter showed his built up vintage Cark Casper Turbo shark custom Corvette model



John Walczak brought in some Euro stuff this month, including this Revell Germany Trabant Universal in police markings and



an old IMC VW Beetle built up into the drag car.



Also some unbuilt big scale kits.



Doug Fisher had two project kits for the Dodge theme club project



Chuck Herrmann: First a twenty year old build found in pieces, reassembled and freshened up with new seats, and



a current project, the Tamiya Porsche 962, also



two vintage built finds from the Wheaton swap meet, a Lindberg 32 Ford pickup and a



Monogram Lil Coffin, both in relatively decent condition after clean up and regluing.



Dave Edgecomb had a 1/18 diecast of the Alan Mann racing Ford Cortina,



and a Monogram Bugatti 35B kit..



George Pritzen has finished the Mustang "Mad Max" style model he has been bringing in.



Steve Jahnke brought in a JoHan 1961 Dodge Phoenix he built some years ago.



2015 Cedarville Show



The Cedarville Toy Show, featuring a swap meet and Model Contest was held March 8 in Cedarville, IL about 20 miles west of Freeport.



This contest always draws some nice entries, lots of customs and hot rods.



For GTR guys it is neat to see a little different mix of builders from outside our base area.



Weather was cooperative and the turnout was strong. GTR had a club table in the vendor room.



2015 Ferrari Expo



The 37th Annual Ferrari Literature, Art and Model Expo, hosted by the Central States Region of the Ferrari Club of America was held at Continental Auto Sports in Hinsdale on Saturday March 21.



This is an swap meet for Ferrari and Italian car models, art, books, clothing and memorabilia.



There were several dealers selling models and diecasts.



American Racing Miniatures, a company who sells Indy racing models and accessories, came all the way from Virginia with their display.



Continental also restores Ferrari and other cars, they cleaned up the shop and opened it for viewing.



Lots of great cars, up close.



Great photo ops.



Lancia



Alfa Romeo



More Alfas.



This Testarossa was up on the lift.



The weather was great, 50's and sunny by the afternoon.



The parking lot out back!



Lots of details.



There was also a model contest. Small and focused on the day's theme of Italian and race cars




Lots of resin models Can Am Ferrari





This 72 Ferrari F1 won an award



La Ferrari



Tamiya 1995 Alfa Romeo GTV



Resin Indy car.



Not all Italian cars are red!



This Porsche 934 won an award.

Revell 2013 Dodge Challenger Predecorated Kit



Description: 2013 Dodge Challenger SRT8
Mfg: Revell **Kit:** 85-4358 **Scale:** 1/25

By: Steve Jahnke

Reprinted from IPMSUSA.ORG

Skill Level 3

Body molded in purple plastic painted in Plum Crazy Purple metallic paint; other parts molded in dark metallic grey, clear and red; also included are chrome-plated wheels and headlight bezels and vinyl tires. There are no supplied decals, body decorations are tampoed on.

Brief History of the marque:

The first generation Challenger bowed its head in 1969 and was a stable mate to the Plymouth Barracuda, the original Chrysler "pony car" to play in that segment started by Ford's Mustang. The second generation "Challenger" from 1978 to 1983 was a badge engineered Mitsubishi Galant Lambda. The current generation of Challengers was introduced in early 2008 again to do battle with the fifth generation Mustang and Camaro segments that were exploding in popularity.



The Kit:

As indicated above, the subject kit's body is very nicely painted in Dodge's modern rendition of Plum Crazy metallic paint complimented with dual white painted racing stripes, a favorite color and look of it's early 70's hayday. This kit is also available in "Hemi-Orange" pre-painted body as well. My samples' purple paint job was

practically flawless; the white stripes were right-on and again flawless. There is a separate 8 piece 6.4 litre engine that makes up into a very nice replica of the famous Hemi engine, too bad the engine bay hides most of it. The underside of the unibody chassis includes a separate and nicely molded exhaust system and front crossmember. The balance of the kit including the chassis and interior components are crisply molded in a metallic dark grey plastic.

This kit marks a new genre of assembly kits for Revell and its' large audience of automotive modelers. The Challenger and Camaro pre-painted kits are targeted as a 'bridge' models for the modeler who want to graduate from the snap-tite models into full multi part unpainted main-line glue kits. Actually this kit and its siblings are for car modelers of all ages including adults that want to build nicely decorated car kits that they can't or don't want to paint for whatever reason. Believe me; this kit makes a very nice display model that anyone can be proud of.

The Build:

The instruction sheet is well done and is composed of 11 subassemblies starting with the engine and ending with attaching the mirrors.



This last step I think is where there may be difficulties for the young and newbie builders. The mirrors attach to the body by gluing the mirror onto a molded pad on the door; there are no mechanical tabs and slots for both mirrors that you might find on other kits. Proper adhesion of the mirrors involves carefully scraping the paint off both of the door pad and the bottom of the mirror for adequate adhesion. I used Faller liquid glue applied with its needle tip. That folks is the trickiest assembly part of this kit.



I started my build pretty much by the included directions; assembling most of the engine components as well as detaching the exhaust system from the sprue and then shooting those with Testors 1451 Aluminum plate. Next the interior was assembled as sub assemblies and painted with Tamiya TS-42 Light Gun Metal spray. The instrument faces on the dash were later painted white. Finally I didn't care for the chrome Conestoga wheel look so a quick dip in Castrol Super Clean removed (make sure you wear eye and hand protection) the plating. Then a quick spritz with Tamiya TS-38 Gun Metal made the wheels look more presentable to me; just a personal comment here folks. The only other modification I made to make the kit more realistic was to paint the engine bay part of the engine bay/interior module Plum Crazy as it is on the 1:1 car although the instructions call out black paint.



Conclusion:

I think that Revell has successfully tapped into a new market with the Challenger and the Camaro that will appeal specifically to both ends of the modeler skill level spectrum. I run into people all of the time that don't want to make a traditional paint and glue model but still want to do a more detailed kits compared to a snap fit kit because they are not ready for the body painting/decalling end of the build. This kit makes a nice shelf model you can point to and proudly say "I made that". I reside on the assemble and paint end of the spectrum with an occasional snapper, however I thoroughly enjoyed building and detail painting this attractive model; my friends at the model car club could not get over the how nice it turned out, especially the paint and tamponing. I had a blast building this model and it was a refreshing alternative to my normal builds. Thanks to Revell for supplying this review kit and IPMS/USA for allowing me to review it for you.



Tips & Tools

All club members as well as all GTR newsletter and Facebook fans are welcome to submit ideas and photos of tools, products and techniques other car modelers might find of interest.

Krylon Brown Boots Paint for leather interiors



By Chuck Herrmann

Several members have asked what I have been using on some recent builds for the look of brown leather for seats and interiors. I have tried many shades of brown over the years. In one of the model magazines I read that someone used Krylon aerosol available at craft stores like Hobby Lobby and Michaels. So while my wife and I were at Hobby Lobby for her craft shopping I picked up several shades. I think that this Brown Boots, in a satin finish, looks okay.



Here are the seats I used on the MPC Jeep shown last meeting. To pick out the highlights I use a wash of The Last Detail, black in the recesses. It also adds a touch of sheen that resembles leather or vinyl. This looks okay but I will still keep trying other paints as there are many variants of real leather used in automotive interiors.



GTR Event Calendar

March 28 1st Autofest Model Contest.
Alliant Energy Center, Madison, WI

March 29 Motor City Madness Contest and Swap
Detroit Area Auto Modelers
Macomb Comm. College, Warren MI
DetroitAreaAutoModelers.webs.com

April 11 Milwaukee NNL
Hosted by AMG Theme: HEMIs
Family Centers of Excellence, Waukesha, WI
Info email: Scott Koch scottiekl@charter.net or
Mike Dowd mdowd@wi.rr.com

April 12 Milwaukee Miniature Motors Swap Meet
Waukesha Expo Center, Waukesha WI
www.milwaukeeminimotors.com

April 30-May 3 GSL-XXV International Scale
Vehicle Championship and Convention
Salt Lake Sheraton Hotel, Salt Lake City, UT
www.gslchampionship.org

May 2 35th Annual HMCA Swap and Model Car
Contest by Hoosier Model Car Association
Knights of Columbus, Indianapolis IN
Duane Tripp DCT213@aol.com

May 17 15th NNL North Show & Swap
Knights of Columbus Hall, Bloomington MN
Bob Maderich 612-423-2985

May 24 Indy 500
Indianapolis Motor Speedway, IN

May 30 NIMCON 4
Hosted by IPMS/Lakes Region Scale Modelers
McHenry County College, Crystal Lake IL
Phil Pignataro 847-658-9920

June 13-14 24 Hours of LeMans FR

July 22-25 2014 IPMS/USA Nationals
Columbus, OH
www.ipmsusa.org

August 2 GTR Summer NNL 8
Theme: 100 Years of Dodge
Algonquin Township Building, Crystal Lake IL

September 12, 2015 IPMS Region 5 Convention
hosted by IPMS/Gateway St Louis, MO

Sep 27 66th Illinois Plastic Kit and Toy Show
DuPage County Fairgrounds, Wheaton IL
Past Time Hobbies 630-969-1847

Oct 18 Countryside Collectors Classic Show
Park Place of Countryside Countryside, IL
www.uniqueeventsshows.com

Oct 10 IPMS/Glue Crew
Howard Johnson's Conf Center, Wausau WI
Joseph Drew 715-842-0173

November 1 Scale Auto Hobby and Toy Show
American Serb Hall Milwaukee, WI
www.uniqueeventsshows.com

November Dec 6 Tinley Park Annual Holiday Toy
Show
Tinley Park HS Tinley Park IL
www.uniqueeventsshows.com

Dec 6 Milwaukee Miniature Motors Swap Meet
Waukesha Expo Center, Waukesha WI
www.milwaukeeminimotors.com

