



GTR

Newsletter

JANUARY 2016

In This Issue:

- GTR News and Events
- Revell 2014 Corvette Snap Kit Review
- Revell Starsky and Hutch Torino Kit Reviews

John Walzak's JoHan 70 Javelin



Happy New Year!

Grand Touring & Racing Auto Modelers

Based in the Chicago, IL Northwest Suburbs
2002/2003 IPMS/USA Region 5 Chapter of the Year
2007, 2008 & 2015 IPMS/USA Region 5 Newsletter of the Year
2015 Meetings: Every 1st Saturday @ 7:00 p.m.

Location alternates between member's homes and the Algonquin Township Building

Your current GTR Officers are:

President:	Joel Peters	847-714-3680	pinstripedelight@yahoo.com
Vice President:	Steve Jahnke	847-516-8515	stevejahnke@comcast.net
Secretary/Contact:	Chuck Herrmann	847-516-0211	gtrchab@yahoo.com

The GTR Newsletter is edited by Chuck Herrmann

Please send all correspondence, newsletters, IPMS information, articles, reviews, comments, praise, criticism to: Chuck Herrmann 338 Alicia Drive Cary, IL 60013

Unless indicated, all articles written by the editor. All errors, misspellings and inaccuracies, while the editor's responsibility, are unintentional. Feel free to copy for any other nonprofit use.

Visit and Join us on Facebook at GTR Auto Modelers





GTR MAILBAG

By Chuck Herrmann

REAL WORLD

Ferrari Test Drives for Tourists Are Annoying Italian Locals

Yahootravel.com



The highly valued and much-desired Ferrari brand is at the center of a free-market struggle that has nothing to do with its successful Wall Street stock listing, its impending spin-off or even chairman Sergio Marchionne's grand plan to command an even higher premium by transforming the super car maker into a luxury goods company.

Just outside the gates of the Ferrari Museum in the carmaker's birthplace of Maranello, entrepreneurial spirit is clashing with communal concerns for safety and even decorum as a growing gaggle of unaffiliated, independent Ferrari test-drive businesses say they are fighting for survival amid tightening rules imposed by the city.

"We are entrepreneurs, and we are in a tourist town, and I can't promote my business," said Maja Corluca Valestri, owner of Pit Lane Red Passion, adding that the economic damage from the new rules was already evident. "We have lost 80 percent of business. I've already sent all the documents to my lawyer."

The test-drive businesses have been cashing in on the super car maker's global appeal by offering aficionados without the wealth to buy their own hot wheels a high-powered spin "for the price of a dinner out," as one business owner put it.

That translates to 80 euros for a 10-minute drive in a Ferrari F430 Spider. For a two-hour spin around the nearby hills in a Ferrari 458

Special, the check goes up to 1,400 euros. All test drives are accompanied by a trained race car driver, per uncontested city rules. While such businesses exist in cities around the world, from London to Paris to Las Vegas, driving a Ferrari around Maranello is an unrivaled experience for the true Ferrari fan.

FIAT 124 Reborn

Yahooautos.com



Making its debut at 2015 Los Angeles Auto Show in November, the all-new Fiat 124 Spider is a retro-inspired little roadster.

The Classic



The Fiat 124 was originally a compact family car that was built between 1966 and 1974. There were hatchback and Spider variants released at the '66 Turin Auto Show. It had a 2+2 layout with a mostly unusable back seat, but that didn't really matter.

The 124 Spider was an exercise in Italian driving passion, but without the high prices of a Ferrari. The body was crafted by famed Italian design house Pininfarina. The design was penned by Tom Tjaarda, who created the lines for cars like the VW Karmann Ghia, Ferrari 330 GT 2+2 Series 1 and countless other sports cars through the years.

In 1983, Pininfarina took over marketing the car, which was sold until 1985 as the Pininfarina Spider Azzura. More than 200,000 examples of the Fiat 124 were built through 1985. 75 percent of those cars were built for the American market.

Paying homage to the original 124 Spider nearly 50 years after its introduction, the all-new 2017 Fiat 124 Spider revives the storied

nameplate, bringing its classic Italian styling and performance to a new generation. The 2017 Fiat 124 Spider delivers the ultimate Italian roadster experience with driving excitement, technology and safety combined with iconic Italian design. Designed at Centro Stile in Turin, Italy, it borrows cues from the original Spider – widely considered one of Fiat's most beautiful cars of all time – and reinterprets them for today. And the finicky mechanicals of the original are now based on the rock solid Mazda Miata, which has been the torch-bearer for nimble, fun roadsters for more than 20 years. Developed with cars like the 124 Spider in mind, there is a sweet irony in the fact that the new 124 Spider runs on the platform of the latest Mazda Miata.



New Legislation Could Make Way For Replica Auto Sales

MSNautos.com

History was made recently for manufacturers of kit/replica products to allow low-volume “turn-key” production of their products to consumers. No longer would a customer have the only choice of building their replica at home or having a local dealer install the drivetrain to make the vehicle roadworthy. Now, thanks to H.R. 22, the “Fixing America’s Surface Transportation Act,” you can now order a turn-key vehicle fully legal and ready to roll on America’s highways. President Obama signed into law the legislation that will permit low volume car manufacturers to produce turn-key replica vehicles for customers nationwide. The SEMA-supported provision was part of a larger highway bill that received strong bi-partisan support.

The low volume provision allows small automakers to construct up to 325 such replica cars a year, subject to federal regulatory oversight. Replica cars resemble production vehicles manufactured at least 25 years ago. The law recognizes the unique challenges faced by companies that produce a small number of custom cars.

INDUSTRY NEWS

EBBRO 1/20 McLaren Honda F1



EBBRO continues to offer some unexpected new subjects. The 2015 McLaren was a great disappointment on the race track. But EBBRO has announced an all new kit in 1/20 Honda 1/20 McLaren MP4/30 2015.

MEDIA

Revell Joins with Fox Sports 2’s “West Coast Customs” as Sponsor revell.com

Revell has chosen to partner with TV’s most famous auto customizer, Ryan Friedlinghaus of *West Coast Customs*. starting its new season December 6th on Fox Sports 2, to remind auto buffs that all you need to turn out your own one-of-a-kind creation is a Revell kit—and your imagination. Revell’s sponsorship of West Coast Customs will include a diverse mix of placements, on-air mentions and interviews, live events, cooperative social media outreach and more. Leading the relationship, however, is the opening of a fully-branded Revell Store in the retail area of West Coast Customs’ Burbank, California headquarters. In addition to retail sales of Revell kits and accessories, the store will display completed models, hold model building events, and serve as a base filming area when Revell is included in “West Coast Customs” episodes.

Key facets of the Revell/West Coast Customs partnership beyond the opening of the Revell Store include:

- Multiple Revell “Make n Takes” at West Coast Customs’ Burbank headquarters starting in 2016
- Appearances by Revell employees on *West Coast Customs* to discuss shop or products
- Revell mentions on the West Coast Customs website and other social media platforms that reach over 3.1 million users

As the relationship develops, Revell and Friedlinghaus intend to explore development of West Coast Customs-specific licensed model kits. The companies will also cooperate on a

range of marketing, advertising and promotional activities.

"West Coast Customs is all about the thrill of imagining a totally unique car, and then using your hands to turn that dream into reality. At Revell we're proud to offer a similar creative experience to anyone, kids or adults," said Lou Aguilera, Vice President and General Manager, Revell. "Our sponsorship of West Coast Customs is the perfect way to connect to the joy of scale-model auto building as a hobby with a particular focus on detailing."



IPMS News

GTR is a local chapter, in Region 5, of IPMS/USA. We need five current IPMS/USA members to remain a chapter. We always encourage those who have lapsed to renew their IPMS/USA membership, or if you have never been a member enroll now! Details can be found at their web site, www.ipmsusa.org.

The 2016 Region 5 Convention will be in Omaha, NE, date and details should be announced soon.

IPMS Calendar

- Aug 3-6 2016 IPMS/USA Nationals
Columbia, South Carolina
www.ipmsusa2016.com
- 2016 IPMS Region 5 Convention Omaha, NE
- July 26-29 2017 IPMS/USA Nationals
Omaha, NE

2016 GTR Club Project



The 2016 GTR Club Project Build will once again be the models fitting our GTR Summer NNL Themes, for 2016 TV & Movie Cars and CanAm. I will be putting some inspiration kits in this space to get you planning and building.


This month, TV and Movie Cars:




My Mother the Car TV Series



Yeah Baby! Austin Powers Jaguar



Mod Squad Woody



Sadly the recent *Man from U.N.C.L.E.* movie remake did not feature this car.

GTR News

GTR Update

The first regular GTR meeting of the new year will be Saturday, January 2, 7:00 pm at the Algonquin Township Building.

DUES: For 2016 GTR dues will remain at \$15, please pay at the meeting or mail your checks to me.

CALENDARS: We will again be doing a GTR club photo calendar for 2016. Steve has taken photos at the last several meeting and compiled them into a nice calendar. We have made up 15 calendars, which we will sell at the special member's price of \$10 due to the special Wal Mart year end price. So be sure to pay for it next meeting or contact me if you want one. If you want any later once the initial batch is gone you will need to pay the full price at that time.


T-Shirts: We have the new club T-shirts; cost is \$10 to GTR members. If you ordered one and have not yet picked it up you can next meeting. And we did order a few extras so you can get one while they last.

We still have some of the black 2014 GTR Club Polo and T Shirts available. We will be selling these off at the bargain price of \$5. Let me know if you want one, once they are gone they are gone.

Future regular monthly meetings will meet at the Algonquin Township Building. Any member who wants to bring up other ideas or suggestions for future meetings or activities, do so either at the meeting or contact me.

GTR on Facebook

GTR has a Facebook page. Check it out and join up! We encourage members and fans to post photos of your models or projects. Also the GTR Newsletter can be accessed as well as information and entry forms for the GTR Summer NNL.



November GTR Meeting

The December 2015 GTR regular meeting was held Saturday, 12/5/2015 at the Algonquin Township Building. During the business portion, we went over the Treasury Report, and we discussed some upcoming events. Then we enjoyed our annual Christmas pizza party, pizza from Papa Severios in Cary.



And Steve was busy with the final photo shoot for the GTR 2016 Club Calendar.



Then it was on to Show and Tell. There was a lot of stuff on the table, here are some.

Chuck Herrmann brought two George Barris cars as a tribute. The Polar Lights Batmobile and the MPC Monkeemobile are from the popular TV shows and are an example of Barris fame as a builder of Hollywood vehicles.




Also an in progress build for the GTR Summer NNL Movie and TV Cars theme, the Revell Magnum PI Ferrari 308.



Steve Jahnke had three Revell snap 2014 Corvettes, see the review later this issue...



Rick Hannah is working on his AMT 67 Chevelle a street rod of course.



Gerry Paquette showed some kits. The Fujimi A Class Mercedes.



And the 50th Anniversary Lamborghini Aventador by Aoshima



Ed Sexton brought in a book of the work of George Barris.



Also the test shot of the new Revell Ford GT snap kit due out next year.




John Walczak keeps making AMCs.



1968 Javelin




1975 Gremlin, with the six cylinder





And finally a neat 70 Trans Am Javelin



Dave Green had the original issue and the new reissue of the 1978 Ford Super Stones pickup.



Comparing the new and old boxes shows how similar they are, the old one reminds us it was made when Lesney (Matchbox) owned AMT



Doug Fisher is working on a Revell Porsche 911 GT-I Evo



Also he recently finished a Bandai Gundam figure model.



Dave Edgecomb had the Pikes Peak Sebastian Loeb Peugeot in 1/18 diecast by AutoArt.



Also he had the 1/20 MPC Corvette kit, possible conversion to a Greenwood race car.



Revell's Starsky and Hutch Torino Kit: Two Reviews

Description: Starsky & Hutch Ford Torino

Mfg: Revell **Kit:**85-4033 **Scale:** 1/25

by: Rich Wilson

reprinted from NOV 2015 MaMa Sez Newsletter
of the Maryland Automotive Modelers Assoc.

(Editor's note: This new kit is a perfect fit for the 2016 GTR Summer NNL TV and Movie car theme, so here are two reviews of the kit now on store shelves)




The first thing you notice is that there is no year designation on the box, but I believe it's supposed to be a '75 since that's the year the show started. I had to do a little research since I didn't watch the show at the time. I discovered that the prime reason this Torino was chosen was simply because the studio had a contract with a company that supplied Ford products to them. The wheels, tires, white stripe and air shocks were added.

I was unable to find out what engine was in the S & H cars. It seems there were several cars that had various purposes. But the show and the car were so popular that Ford built 1,001 look-alikes. I've always wondered why there seems to be so many of these cars floating around. Those cars were painted white then masked off and the factory (bright red) red was added. Any available engine could be ordered for the car. I had hoped this kit would rival Revell's '70 Torino, as I'm a Torino fan. But with a parts count at only 88 there isn't much chance. I'm guessing it's aimed more towards the younger builder than us older types. Nineteen of the parts are cast in red plastic (body and interior) while twenty-eight are in black plastic (chassis and engine).

Don't get me wrong, what's here is mostly well done, but it only builds as the Starsky & Hutch car. It seems that '73 was the last year for bucket seats in Torinos. After that buyers of Torino Gran Sports had to settle for a seat that had a bench bottom and bucket backs. And the "sport roof" was gone as well. It's no wonder that sales fell off with production ending after '79.

The engine in this kit may be correct for this S & H car, but it looks to me to be a combination of Windsor heads and valve covers on a Cleveland block. I would suspect it really had an unmodified small block either 302 ci or 351ci. Either could be had, 1:1, but only with two-barrel carbs. There was a Cleveland four-barrel and a 460 ci four-barrel also. The 400ci two-barrel isn't worth mentioning.



Engine: As I said it's a custom engine basically with two four barrel carbs and finned air cleaner and valve covers. It consists of 21 pieces altogether with a distributor molded to the two-carb intake. Likewise the alternator is cast to the fan belt, but the power steering pump is separate. The oil pan is a separate piece with the starter molded to it. Oh let's not forget the separate oil filter. The C-6 automatic transmission gets a separate pan as well. Replacing the "Windsor" parts shouldn't be too big of a problem for those with spare parts. There is a decal for the oil filter.

Chassis: Compared to what we've gotten in the past, like the '70 Torino, GT/Cobra this one is quite simplified. The front suspension is one piece while the rear is two-piece, also with shocks. The exhaust system is one piece and a separate drive shaft goes between it. 1972 was the first year that the Fairlane/Torino model got a full perimeter chassis and the one in this kit is fairly well represented with the floor cast to it. But there is none of the detail like emergency brake cables or brake lines. For those that like to do their own de-tailing that may be a good thing. Since the rear axle assembly changed to coil springs in '72 there are no leaf springs and as a

matter of fact the coil springs are represented with round tubes; the front is done the same way. There is a nice two-piece radiator and upper hose. The wheels attach with the now standard for Revell rivets. There are two decals for the radiator shroud.

Tires/wheels: For those of us that have been building for a long time, you will remember the "Goodyear Blue Streak Sports Car Special" tires that Revell put in a great deal of racing or sports car kits. Well those are what is included in this kit, but without the lettering of course. It gives a "big-little" tire set up, but they look very plain; they need lettering bad. To me they look a little small. I used to own a Torino Ranchero and I remember it came with 'G-70-14' tires. The wheels are the Ansen Sprint slot mags that the S & H car used and have decals as such (*I have a very powerful magnifying glass to prove it*) and they mount with wheel backs and rivets.

Interior: It is of the platform type and seems a little barren of detail. As I mentioned above bucket seats were no longer available so a bench is what we get, but why couldn't it be the split bench seat? It may be possible to cut and rebuild this seat that way. After-market seatbelts would be a good upgrade. The seat does get a back panel with an ashtray molded in. The steering column has both levers and separate steering wheel and a separate pair of pedals goes beneath the dash. The dash is very accurate; it's a perfect copy of the one in my car. The instrument panel, steering wheel and glove box door all get wood grain decals. And let's not forget the gauge decals also. The interior sides are very crisp in detail and correct.



Above, test shot

Body/glass: When I first held the body in my hands I thought it was too wide. So I measured it and found it measured 78.6 inches (*scale inches*). I then checked on the internet and found it was really 79 inches which is fantastically close. I'm not sure if the side windows are short in height and lacking a real car to measure, I'll have to accept it as correct. I'm curious as to why the heater box is a separate piece but the battery is molded to the inner fenders (*which are molded to the body*). And in a similar manner, the master cylinder is a

separate piece, but the power booster is cast to the firewall; kind of. The hood is a flat type hood which was the only type available after '72. I've noticed that owners of real cars have retro-fitted '72 hoods into their '74 or later cars. But the hinges cast to the hood are ridiculous. They're half an inch from the corner and stick down $\frac{3}{4}$ of an inch. They **MAY** work but I just don't know. I've asked for some type of hood hinge in the past and I wouldn't expect anything like the double pivot real ones; even 'dog leg' hinges would seem better. Color keyed side mirrors are included with separate chromed reflectors and there is a separate body color piece that goes in the taillight panel. The chromed grille has the correct "V" shape to it and there are separate chromed head-light bezels for the clear lenses. For those who wish to paint this body a different color than red, try gray primer (*two coats*) followed by flat white (*two coats*) then what ever color you choose.

DON'T use any lacquer based paint on colored plastic at all; it will "burn" through and bring out the red plastic color. The glass is thin and very clear and I appreciate the inclusion of the side quarter windows. The taillights are clear red plastic and the police emergency light is included as well, but has no base at all. Decals include all the scripts for front, side and rear as well as the correct blue plate tags of the S & H car.

Decals: The only one left that I haven't mentioned is the big white stripe which is three pieces.

All in all it's a decent kit, but I will have to build it factory stock, though I'm not sure what color I'll choose.



Revell's Starsky and Hutch Torino Kit, Take 2

By Loren Bussewitz
reprinted from the December 2015
AMG Newsletter

For four seasons in the mid-70's a TV show called *Starsky and Hutch* featured a bright red with white side stripe Ford Torino affectionately called the "Striped Tomato". In 1976 the Ford Motor Company replicated and sold this car in 1,001 varieties.



That same car has now been replicated by Revell in 1/25th scale. The kit is a Skill Level 2 model and has about 88 pieces molded in red for the body, black for the chassis and engine parts, clear for the glass and headlights, chromed plate for the bumpers and grille, and clear red for the taillights. One word of caution is that the red parts are bleeders, so color selections may be a problem. A set of white stripes and detail decals is included, along with two sizes of vinyl tires.

The body is the lower trim level Grand Torino coupe. Non-stock engine parts and slotted rims are included. To make the car stock, the intake manifold will have to be replaced or turned into a single four barrel carb, the air cleaner will have to be made or replaced with a part from another kit, the valve cover ribs will have to be sanded smooth or replaced and the rims will have to be replaced. In this case I used earlier spoke magnum 500 rims and lowered the rear suspension.



Building this model is pretty much straight forward and all the parts fit very well with no real problems. At first glance the proportions of the side window and rear roof area seem to be out of proportion. The Grand Torino Elite and mid-level Grand Torino did have the option of slotted sail panel windows or an opera style window in the

rear section of the sail panel. The rear suspension will also have to be lowered somewhat. Part numbers for the front bumper extensions are opposite of the ones indicated on the instructions. The chassis fits perfectly onto the body. Judging from the grille, this is a 1976 model year car. I built mine to stock specs. A side door chip molding can also be installed, but I left that off. Other than the roof proportions being off, this kit builds up clean in stock form or with the stripes. I did not use the stripes, so I have no idea how they cover the body color.

I do recommend this kit as there isn't any other version of this car available and it builds nicely. Kit Rating (from 1-10, 10 being best) = 8.



Tips & Tools

All club members as well as all GTR newsletter and Facebook fans are welcome to submit ideas and photos of tools, products and techniques other car modelers might find of interest.

This month we go retro. This old Pactra rattle can was included in a parts box swap meet buy recently. I haven't tried it, maybe it still works. Pactra made some cool colors back in the day.



Revell 2014 Corvette Stingray Snap Kit

Description: 2014 Corvette Stingray
Mfg: Revell **Kit:**85-1982 **Scale:** 1/25
by: Snapper Steve Jahnke



Hey Bubba, do you have the unfinished modeling blues...(cue blues harmonica) you now, several partially started kits piling up on your bench and you can't decide which ones hold more interest and warrant more time needed to finish them... is that YOU Bubba? Well friends, the answer is what I call a weekender. Yup, this is something you can actually finish and put on your shelf in a weekend or so; do I have you on pins and needles?

As you know I like Revell's line of "Snap Tite" simplified model kits put out by our friends in Elk Grove Village. I love Corvettes as much as the next guy and I couldn't wait to see how the new Snap Tite 2014 Corvette Stingray (85-1982) would turn out. This is a skill level 2 kit containing 37 pieces. The main body shell is very nicely molded in yellow plastic, wheels rotors and headlight assemblies are molded in silver plastic while the balance of the kit is molded in black. Also included are clear parts for head lights and "glass" and clear red taillights round out the big stuff while Revell adds some very nice hollow big and little tires.

I purchased four of the kits and have completed three of them so far. As you know I like painting bodies more than finishing anything else. I chose the following colors for the trio of Vettes: 1. Early Corvette racing color Nassau blue (Testors 28128), 2008 Chevy Synergy Green Metallic and 2007 Corvette Atomic Orange Pearl; the last two from Colors for Miniatures applied over Walmart flat black basecoat. I had absolutely no problem shooting any of the colors over the yellow plastic but as said earlier the last two colors were over a black primer base per 1:1 factory process. The chassis plate, wheels and all interior pieces were airbrushed with Tamiya SemiGloss Black #X18 or their spray can SGB #TS-29. The window masking was brushed X18 SGB, additionally I picked out interior details with Tamiya silver.

Shazaam! You're done and the rest is Snapper easy. This kit comes in at a whopping 99% positive build score. The folks at Revell put a lot of good stuff into this kit, and it is sure to be a big

seller for them along with their corporate support to make and takes all over the US.



Here are some examples of the thoughtful engineering that Revell put into this kit:

- The mirrors attach to the body by what I call blade and slot; the mirror attaching point is shaped like a wedge that inserts into a slot in the door resulting in a sturdy and positive joint... as a long time builder this detail is an awesome feature..... I really freak out when I have to glue a mirror onto a freshly painted and polished door and either the mirror slips off leaving a trail of glue or is super easy to accidentally knock off and be a snack for the carpet monster.
- The door side panels are a separate and are well defined pieces.
- Seats are two piece affairs that lock together positively and easily and then mount to the interior tub.

When you are mounting the wheels onto the chassis make sure you mount both small wheels on the front axle and both biggies on the back axle or otherwise you will have one of the tires hitting the front light assembly....ask me how I know that (twice)? Now I know some of you out there are waiting for the other shoe to drop for that 1% gottcha dislike, and this is only me folks, the supplied brake rotors are a bit too small in diameter and kind of visually stick out as compared the real ones that are almost the size of the inner wheel diameter. This is very minor and I chose to finish two of the three cars without the rotors....no big deal...this is a snapper; don't get your panties in a bunch. The real deal is coming out as a full detail kit in the future. Again this is a weekend **FUN** build....chill.

Summary: This is a FUN build; the resulting model will be a great addition to your collection. Most people that have seen and handled the finished model are well impressed.



2016

GTR Summer NNL

9th Annual Contest & Swap Meet

Hosted by: IPMS/GTR

Theme:

TV and Movie Cars

Subtheme:

50 Years of Can Am Racing

Attention Automotive Modelers; we have a summer show and swap meet for you! You are invited to our GTR Summer NNL contest and swap meet.

The Summer NNL will be held on Sunday August 7th 2016 from 9:00AM to 2:00PM at the Algonquin Township Building, 3702 US Highway 14, Crystal Lake, Illinois 60014

For the out-of-towners, there are tons of local accommodations from Days Inn to Holiday Inn. Admission to the show is a measly 5 bucks; you can enter as many models on the tables as you like (no additional charge) and we will serve a pizza lunch (again, no additional charge, soda extra; sorry had to draw a line somewhere) to all show entrants.

Did we mention that there is a swap meet too? There will be a free "trunk sale" swap meet in our spacious parking lot, vendors and show goers are encouraged to open their trunks and sell-sell-sell rain or shine. Vendor set-up starts at 8:30AM. Also we raffle off some nice prizes.

Our NNL style contest bestows "Best Of" awards as mandated by popular vote as determined by show attendees, official judging and nit-picking is strictly forbidden, praise and admiration from fellow modelers strongly encouraged.

Classes:

Competition Open Wheel	All scales	F1, Indy, Drag, etc
Competition Closed Wheel	All scales	NASCAR, LeMans/IMSA, Can-Am, Drag
Street	All scales	Street legal - Muscle Cars, Sports/Exotics, Tuners, beaters, factory stock
Custom	All scales	Modified custom vehicles
Commercial	All scales	Trucks, Taxis, Police, Ambulance and Emergency
Motorcycles/ Miscellaneous Curbside	All scales	All types
	All scales, all types	Hood closed, judged as displayed, includes slammers
Out of the Box	All scales, all types	No modifications to the kit except filler, paint, decals and foil
Theme: TV and Movie Cars	All scales, all types	Any vehicle featured <i>prominently</i> in a TV show or Movie Cars from Cam Am or USRRC 1960-1974 – No GTs
SubTheme: 50 Years of Can Am Racing Chris Ducey Memorial Award	All scales, all types	Best Ford Kit
Tim Leicht People's Choice Award	Any model in the contest	

Contact: gtrchab@yahoo.com

[GTR Auto Modelers Group page on Facebook](#)





GTR 2016 Event Calendar

Happy New Year from GTR!

January 3-16 DAKAR Rally
Bolivia – Argentina

Jan 30-31 Rolex 24 Hours IMSA
Daytona International Speedway, FL

Feb 2 19th Hope it Don't Snow Show
IPMS/Zumbro Valley Scale Modelers
Kahler Apache Hotel, Rochester MN
Chris Krco 507-254-4646

Feb 13-21 Chicago Auto Show
McCormick Place, Chicago IL
www.chicagoautoshow.com

Feb 21 Daytona 500 NASCAR
Daytona International Speedway, FL

Feb 28 67th Illinois Plastic Kit and Toy Show
DuPage County Fairgrounds, Wheaton IL
Past Time Hobbies 630-969-1847

March 4-6 Brushmasters Model Car Contest
Presented by World of Wheels
Stephens Convention Center, Rosemont IL
Chicagobrushmasters.com

March 5 21st Mad City Annual Model Show
by IPMS/Mad City Modelers
Labor Temple, Madison WI

March 12 Model Contest and Swap Meet
Hosted by IPMS/Roscoe Turner
Raymond Park Middle School, Indianapolis IN
www.ipmsroscoeturner.org

March 13 Cedarville Model Car Swap & Contest
Jane Adams Community Center Cedarville IL
Scott Baldauf 815-238-0634

March 19 38th Annual Ferrari Literature, Art &
Model Expo with Contest
CONTINENTAL AUTO SPORTS, Hinsdale IL
youareawinner@earthlink.net

March 19 Sebring 12 Hours IMSA
Sebring, FL

April 9 NNL 24 Hosted by AMG
Theme: 100 Years of the Indy 500
Subtheme: Anything that that raced at IMS
Special Feature: Indy Pace Cars
Excellence Center Waukesha WI
mdowd@wi.rr.com scottiek@charter.net

April 10 Milwaukee Miniature Motors Swap Meet
Waukesha Expo Center, Waukesha WI
www.milwaukeeeminimotors.com

May 21 NIMCON 5
Hosted by IPMS/Lakes Region Scale Modelers
McHenry County College, Crystal Lake IL
Phil Pignataro 847-658-9920

May 29 Indianapolis 500
Indianapolis Motor speedway

June 11-12 Heartland Model Car Nationals
Hosted by KC Slammers
Overland Park Conv Cntr, Overland Pk KS
Vern Lyon 913-522-9170

June 18-19 24 Hours of LeMans
Lemans, FR

July 26 Brickyard 400 NASCAR
Indianapolis Motor speedway

Aug 3-6 2016 IPMS/USA Nationals
Columbia SC, OH
www.ipmsusa.org

August 7 GTR Summer NNL 9
Theme: TV and Movie Cars
Subthemes: 50 Years of Can Am
Algonquin Township Building, Crystal Lake IL

 **SUMMER NNL9**

Sep 25 68th Illinois Plastic Kit and Toy Show
DuPage County Fairgrounds, Wheaton IL
Past Time Hobbies 630-969-1847

Oct 15 SLAM NNL
Southern Lakes Auto Modelers
Johnstown Comm. Center, Johnstown WI

