



US00D671043S

(12) **United States Design Patent**  
**Frei et al.**

(10) **Patent No.:** **US D671,043 S**

(45) **Date of Patent:** **\*\* Nov. 20, 2012**

(54) **FRONT PORTION OF A VEHICLE, TOY,  
AND/OR REPLICAS THEREOF**

(75) Inventors: **Michael Frei**, Stuttgart (DE); **Klaus Frenzel**, Stuttgart (DE); **Gorden Wagener**, Stuttgart (DE)

(73) Assignee: **Daimler AG**, Stuttgart (DE)

(\*\*) Term: **14 Years**

(21) Appl. No.: **29/400,374**

(22) Filed: **Aug. 26, 2011**

(30) **Foreign Application Priority Data**

Feb. 28, 2011 (EM) ..... 001827908-0002

(51) **LOC (9) Cl.** ..... **12-16**

(52) **U.S. Cl.** ..... **D12/164**

(58) **Field of Classification Search** ..... D12/86,  
D12/90-92, 88, 164; D21/424, 433, 434;  
296/181.1, 181.5

See application file for complete search history.

(56) **References Cited**

**U.S. PATENT DOCUMENTS**

D528,469 S \* 9/2006 Yakushi et al. .... D12/90  
D549,134 S 8/2007 Sinkwitz  
D559,734 S \* 1/2008 Sinkwitz ..... D12/90  
D563,296 S 3/2008 Sinkwitz

D585,340 S 1/2009 Sinkwitz  
D607,778 S \* 1/2010 Ramaciotti ..... D12/90  
D608,696 S \* 1/2010 Bauer et al. .... D12/92  
D619,046 S \* 7/2010 Liu ..... D12/90  
D629,725 S \* 12/2010 Reichman et al. .... D12/164  
D660,747 S \* 5/2012 Koehl et al. .... D12/90

\* cited by examiner

*Primary Examiner* — Melody N Brown

(74) *Attorney, Agent, or Firm* — Crowell & Moring LLP

(57) **CLAIM**

The ornamental design for a front portion of a vehicle, toy, and/or replicas thereof, as shown and described.

**DESCRIPTION**


This application contains subject matter related to the following co-pending U.S. design patent applications:

Application Ser. No. 29/400,371, filed herewith and entitled "Front Portion of a Vehicle, Toy, and/or Replicas Thereof"; Application Ser. No. 29/400,382, filed herewith and entitled "Radiator Grill for a Vehicle"; and Application Ser. No. 29/400,392, filed herewith and entitled "Radiator Grill for a Vehicle".

FIG. 1 is a right, perspective view of a front portion of a vehicle, toy, and/or replicas thereof according to our design, the left, perspective view being mirror symmetrical; and, FIG. 2 is a front view thereof.

The broken lines are for illustrative purposes only and form no part of the claimed design.

**1 Claim, 2 Drawing Sheets**



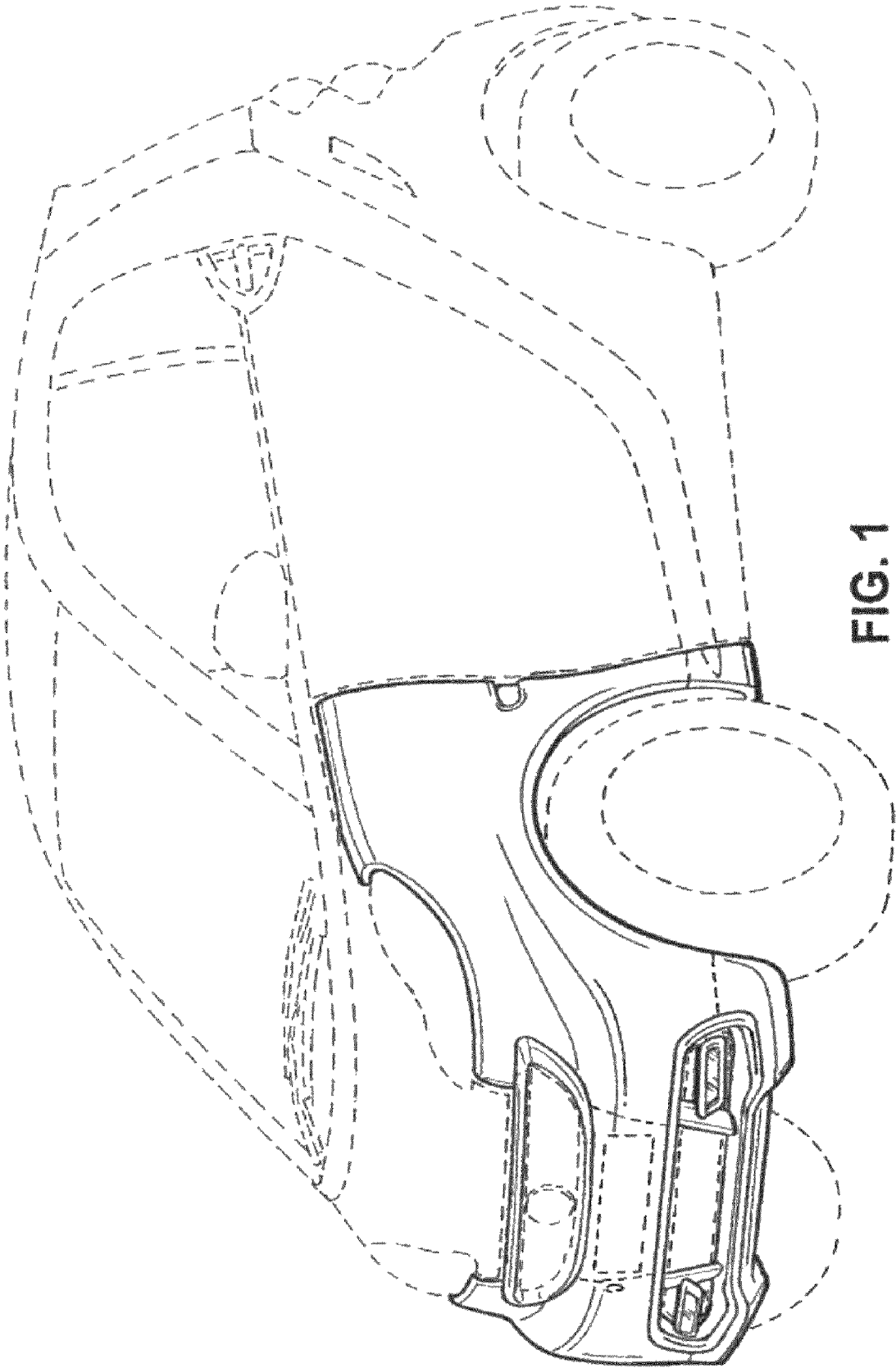


FIG. 1

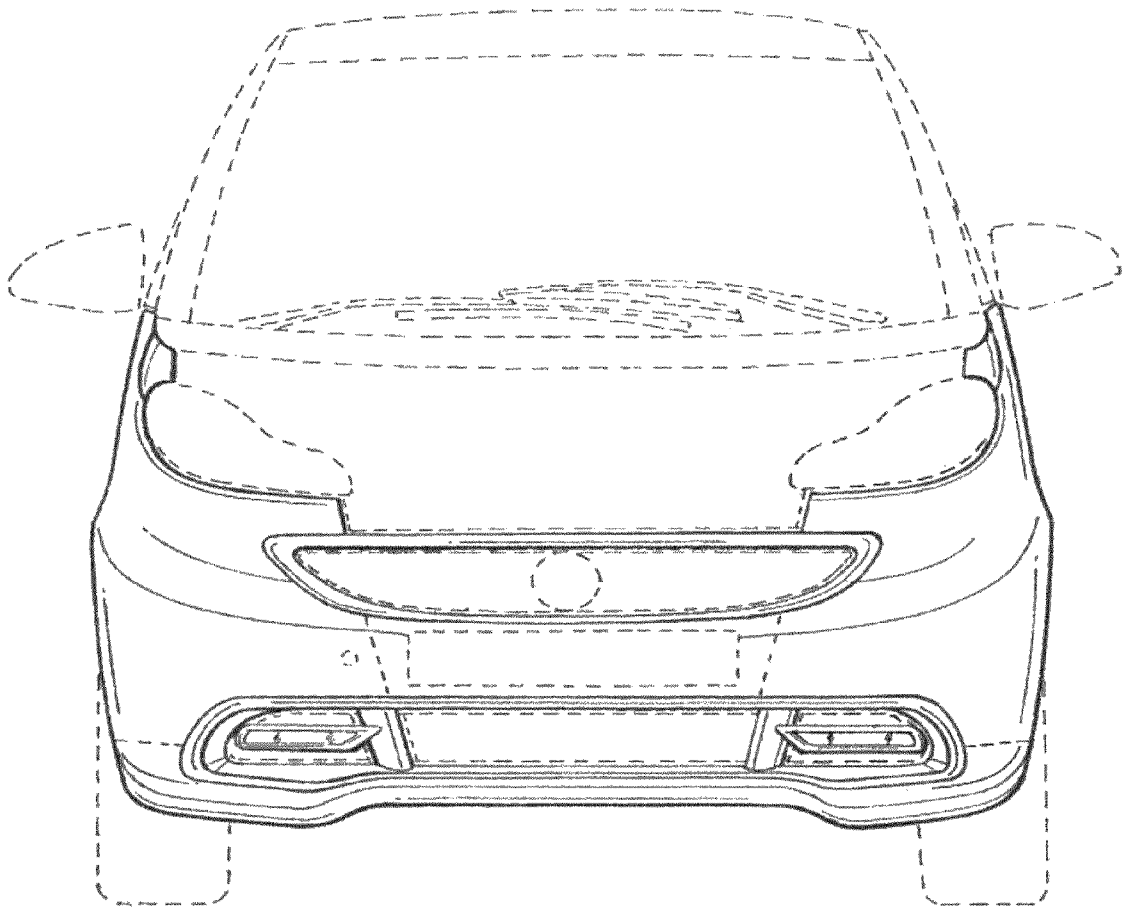


FIG. 2