



US00D671062S

(12) **United States Design Patent**  
**Dilber et al.**

(10) **Patent No.:** **US D671,062 S**

(45) **Date of Patent:** **\*\* Nov. 20, 2012**

(54) **WHEEL OR WHEEL COVER**

(75) Inventors: **Cengiz Dilber**, Affalterbach (DE);  
**Marian Hrabcak**, Affalterbach (DE)

(73) Assignee: **Daimler AG**, Stuttgart (DE)

(\*\*) Term: **14 Years**

(21) Appl. No.: **29/371,520**

(22) Filed: **Mar. 31, 2011**

(30) **Foreign Application Priority Data**

Oct. 1, 2010 (EM) ..... 001762154-0003

(51) **LOC (9) Cl.** ..... **12-16**

(52) **U.S. Cl.** ..... **D12/211**

(58) **Field of Classification Search** ..... D12/204-213;  
301/37.101, 64.101, 65, 64.201

See application file for complete search history.

(56) **References Cited**

**U.S. PATENT DOCUMENTS**

D337,563 S *	7/1993	Boselli	.....	D12/209
D388,047 S *	12/1997	Pfeiffer et al.	.....	D12/211
D396,208 S *	7/1998	Baumgartner et al.	.....	D12/211
D408,346 S *	4/1999	Goplen	.....	D12/211
D409,968 S *	5/1999	Goplen	.....	D12/211
D450,030 S *	11/2001	Pfeiffer	.....	D12/211

D454,825 S *	3/2002	Amatino	.....	D12/211
D471,503 S *	3/2003	Baumgartner	.....	D12/211
D471,852 S *	3/2003	Pfeiffer et al.	.....	D12/211
D484,446 S *	12/2003	Pfeiffer et al.	.....	D12/211
D507,775 S *	7/2005	Pfeiffer	.....	D12/211
D512,360 S *	12/2005	Boyer	.....	D12/211
D527,326 S *	8/2006	Pfeiffer	.....	D12/209
D538,729 S *	3/2007	Pfeiffer	.....	D12/209
D546,747 S *	7/2007	Pfeiffer	.....	D12/211
D573,082 S *	7/2008	Young	.....	D12/211
D587,179 S *	2/2009	Pfeiffer	.....	D12/209
D610,064 S *	2/2010	Dilber et al.	.....	D12/211

\* cited by examiner

*Primary Examiner* — Stacia Cadmus

(74) *Attorney, Agent, or Firm* — Crowell & Moring LLP

(57) **CLAIM**

The ornamental design for a wheel or wheel cover, as shown and described.



**DESCRIPTION**

FIG. 1 is a front view of a wheel or wheel cover according to our design; and,

FIG. 2 is a perspective view thereof.

The broken line showing of the rear of the wheel, and the bolt holes and center opening in the central hub area is included for the purpose of illustrating environment and forms no part of the claimed design.

**1 Claim, 1 Drawing Sheet**



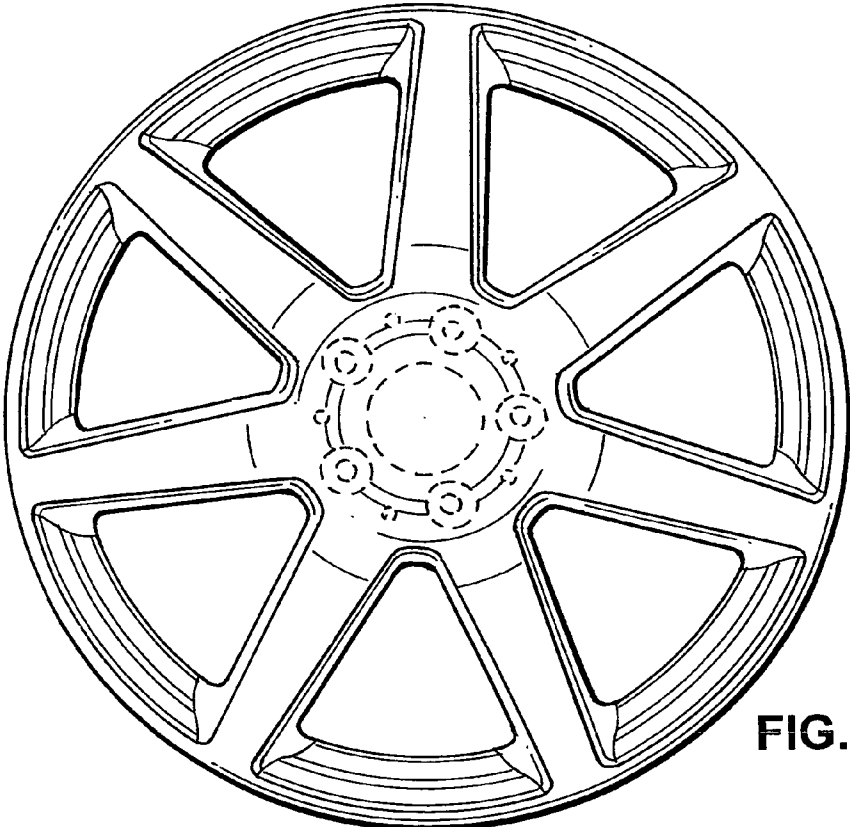


FIG. 1




FIG. 2