



US00D671065S

(12) **United States Design Patent**
Scheifele

(10) **Patent No.:** **US D671,065 S**

(45) **Date of Patent:** **** Nov. 20, 2012**

(54) **TIRE TREAD**

(75) Inventor: **Kevin E. Scheifele**, Atwater, OH (US)

(73) Assignee: **Bridgestone Americas Tire Operations, LLC**, Nashville, TN (US)

(**) Term: **14 Years**

(21) Appl. No.: **29/392,051**

(22) Filed: **May 17, 2011**

(51) **LOC (9) Cl.** **12-16**

(52) **U.S. Cl.** **D12/531**

(58) **Field of Classification Search** D12/505-532;
152/209.1, 209.8, 209.9, 209.12, 209.18,
152/209.25

See application file for complete search history.

(56) **References Cited**

U.S. PATENT DOCUMENTS

D453,919 S	2/2002	Mast et al.
D456,762 S	5/2002	Graas
D460,402 S	7/2002	Ishida et al.
6,439,286 B1	8/2002	Baumhofer
D467,222 S	12/2002	Kuramochi et al.
D483,004 S	12/2003	Schomburg et al.
D484,845 S	1/2004	Takahashi et al.
D490,047 S	5/2004	Heinen et al.
D490,048 S	5/2004	Heinen et al.
D490,049 S	5/2004	Heinen et al.
D512,012 S	11/2005	Delu et al.
D512,013 S	11/2005	Delu et al.
D515,018 S	2/2006	Umstot et al.
D515,021 S	2/2006	Delu et al.
D517,976 S	3/2006	Raatikainen
D522,442 S	6/2006	Shirouzu
D524,231 S	7/2006	Marazzi et al.
D524,232 S	7/2006	Heinen et al.
D524,233 S	7/2006	Marazzi et al.
D524,235 S	7/2006	Marazzi et al.
D524,236 S	7/2006	Marazzi et al.

D524,722 S	7/2006	Dumigan
D531,108 S	10/2006	Marazzi et al.
D535,610 S	1/2007	Morito et al.
D535,938 S	1/2007	Dumigan et al.
D544,431 S	6/2007	Graas et al.
D545,264 S	6/2007	Takahashi et al.
D545,756 S	7/2007	Feider et al.
D546,272 S	7/2007	Shinohara et al.
D547,716 S	7/2007	Ochi
D551,156 S	9/2007	Shinohara et al.
D551,158 S	9/2007	Collette et al.
D558,125 S	12/2007	Miyabe et al.
D558,128 S	12/2007	Delu et al.
D559,167 S	1/2008	Krenz et al.
D561,682 S	2/2008	Ohki et al.

(Continued)

Primary Examiner — George D Kirschbaum

(74) *Attorney, Agent, or Firm* — Shaun J. Fox

(57) **CLAIM**

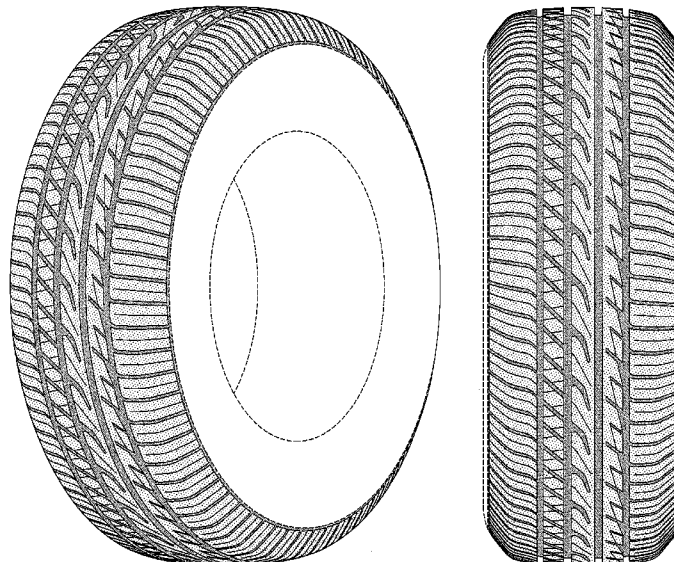
The ornamental design for a tire tread, as shown and described.

DESCRIPTION

FIG. 1 is a side perspective view of a tire tread showing my new design, it being understood that the tread pattern is repeated throughout the circumference of the tire tread, the opposite side being the same as that shown; FIG. 2 is a front elevational view thereof, the opposite side being identical thereto; FIG. 3 is a side elevational view of the right side thereof; FIG. 4 is a side elevational view of the left side thereof; and, FIG. 5 is an enlarged fragmentary front elevational view thereof.

The broken lines defining the sidewall, inner bead, and the peripheral boundary between the claimed tire tread and the sidewall depict environmental subject matter that forms no part of the claimed design.

1 Claim, 5 Drawing Sheets



US D671,065 S

Page 2

U.S. PATENT DOCUMENTS

D562,757 S	2/2008	Iwai		D595,636 S	7/2009	Miyazaki
D570,766 S	6/2008	Kiwaki		D596,555 S	7/2009	Miyazaki
D581,345 S	11/2008	Lee et al.		D599,276 S	9/2009	Fontaine et al.
D581,347 S	11/2008	Feider et al.		D600,628 S	9/2009	Miyazaki
D582,339 S	12/2008	Kang		D601,939 S	10/2009	Fontaine et al.
D584,214 S *	1/2009	Mukai	D12/532	D602,844 S	10/2009	Sato
D586,723 S	2/2009	Heinen et al.		D602,845 S	10/2009	Sato
D586,724 S	2/2009	Seibert et al.		D602,846 S	10/2009	Park et al.
D586,725 S	2/2009	Fontaine et al.		D602,847 S	10/2009	Lee
D586,726 S	2/2009	Baumard et al.		D604,688 S	11/2009	Sato
D586,734 S	2/2009	Bindner et al.		D610,525 S	2/2010	Behr et al.
D588,521 S	3/2009	Tomatsu et al.		D613,237 S	4/2010	Mukai
D588,522 S *	3/2009	Matsumoto	D12/531	D622,655 S	8/2010	Ohashi
D588,979 S	3/2009	Kiwaki		D623,587 S	9/2010	Ohashi
D593,026 S	5/2009	Umstot et al.		D624,870 S	10/2010	Fontaine et al.

* cited by examiner

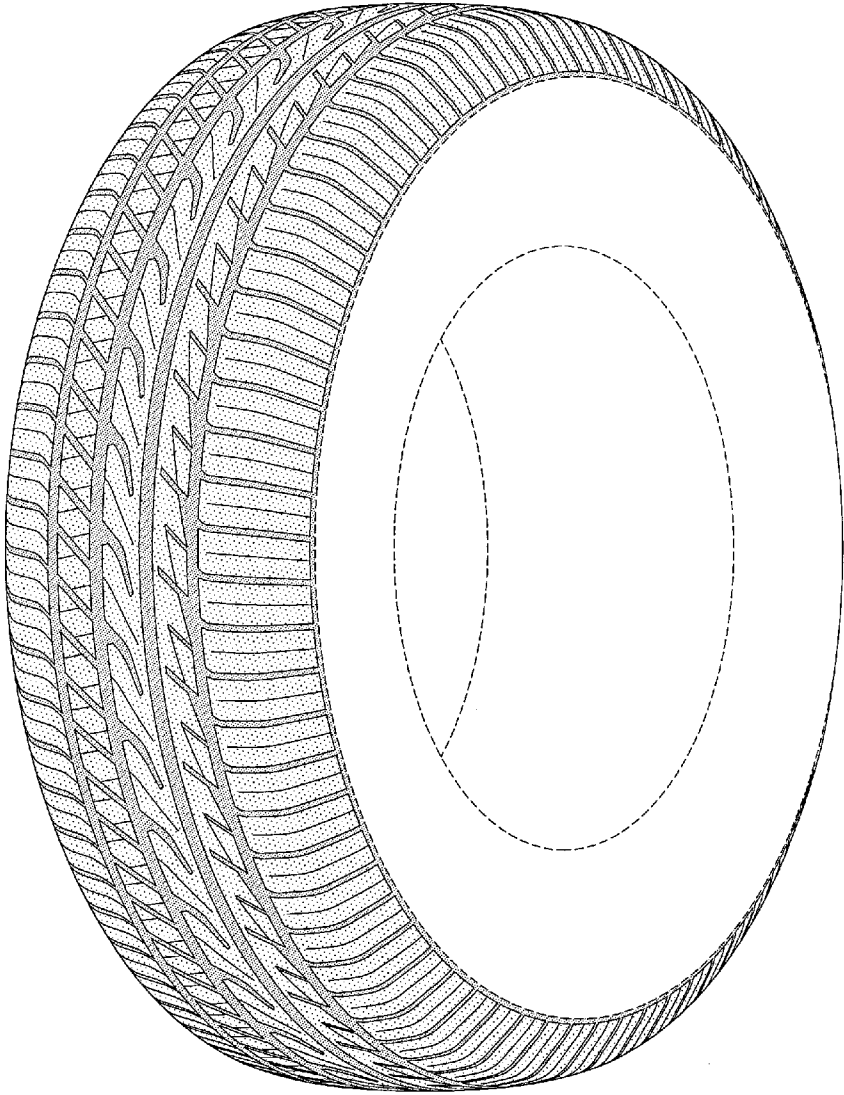


FIG-1

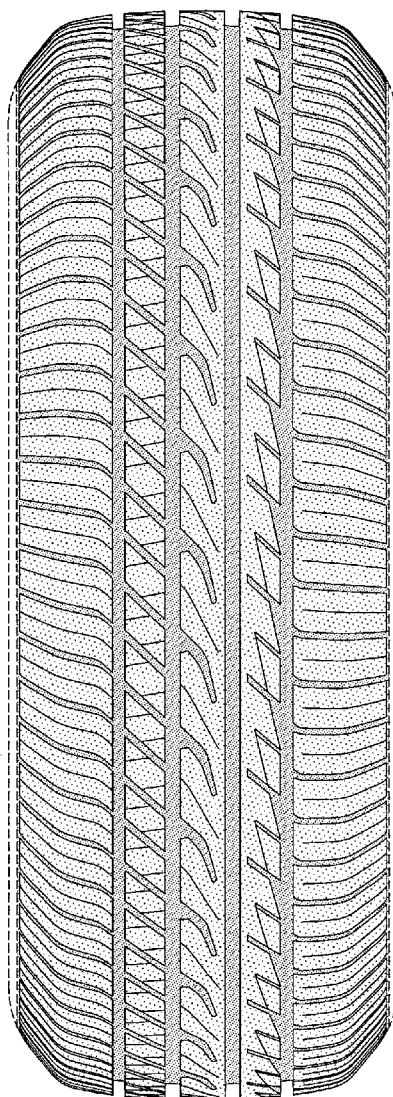


FIG-2

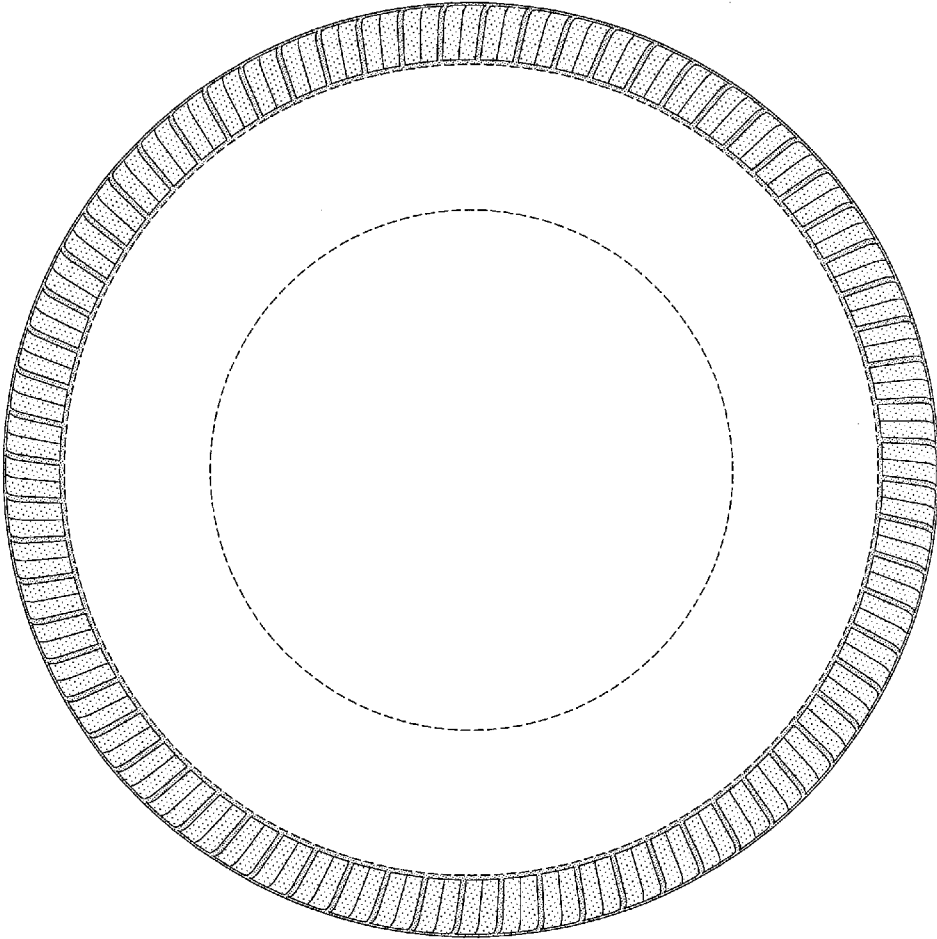


FIG-3

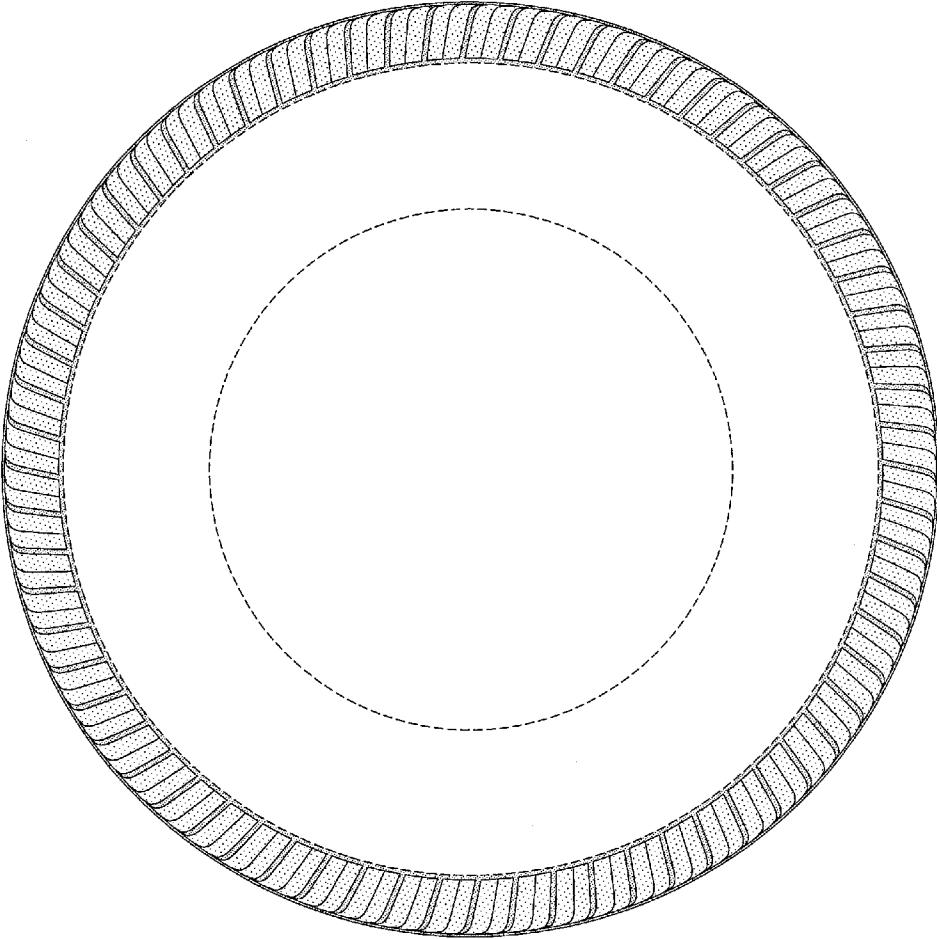


FIG-4

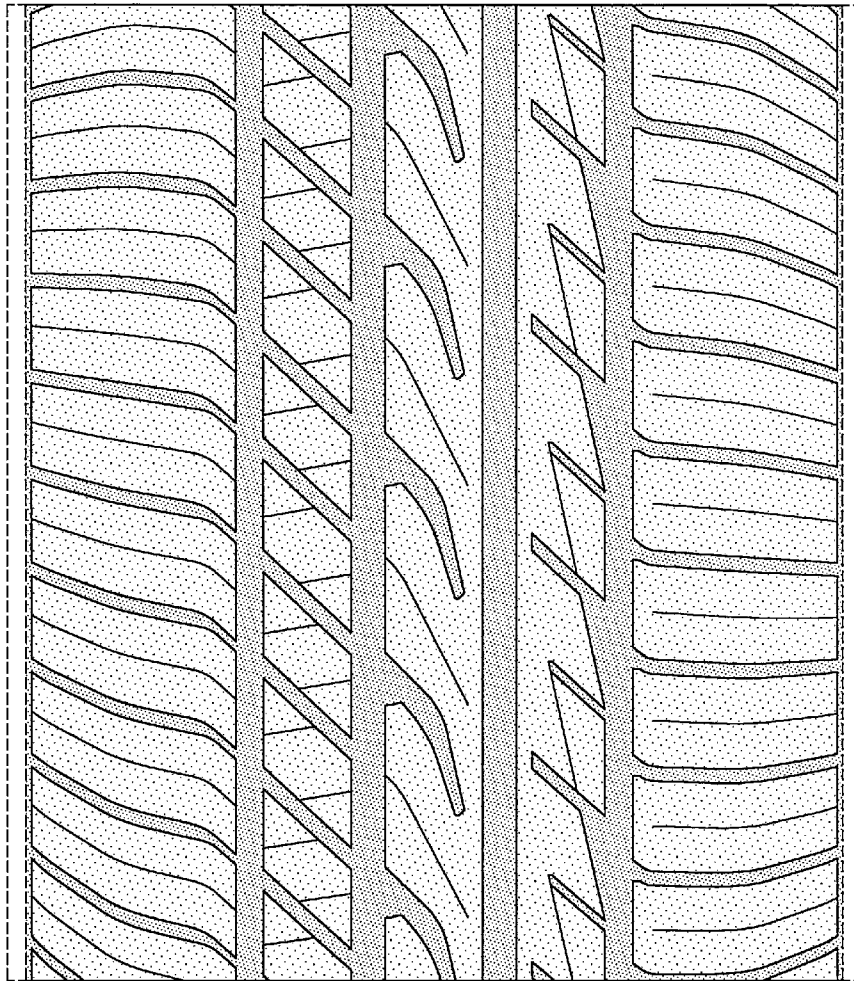


FIG-5