

REPORT NUMBER 104-GTL-06-002

# SAFETY COMPLIANCE TESTING FOR FMVSS NO. 104 WINDSHIELD WIPING AND WASHING SYSTEMS

FORD MOTOR CO.  
2006 FORD FUSION, PASSENGER CAR  
NHTSA NO. C60202

GENERAL TESTING LABORATORIES, INC.  
1623 LEEDSTOWN ROAD  
COLONIAL BEACH, VIRGINIA 22443



JUNE 16, 2006

FINAL REPORT

PREPARED FOR

U. S. DEPARTMENT OF TRANSPORTATION  
NATIONAL HIGHWAY TRAFFIC SAFETY ADMINISTRATION  
ENFORCEMENT  
OFFICE OF VEHICLE SAFETY COMPLIANCE  
400 SEVENTH STREET, SW  
ROOM 6111 (NVS-220)  
WASHINGTON, D.C. 20590

This publication is distributed by the U.S. Department of Transportation, National Highway Traffic Safety Administration, in the interest of information exchange. The opinions, findings and conclusions expressed in this publication are those of the author(s) and not necessarily those of the Department of Transportation or the National Highway Traffic Safety Administration. The United States Government assumes no liability for its contents or use thereof. If trade or manufacturers' names or products are mentioned, it is only because they are considered essential to the object of the publication and should not be construed as an endorsement. The United States Government does not endorse products or manufacturers.

Prepared By: Debbie Messick  
Approved By: Sean O'Sullivan  
Approval Date: 6/16/06

FINAL REPORT ACCEPTANCE BY OVSC:

Accepted By: John Ferrerani  
Acceptance Date: 6/16/06

1. Report No. 104-GTL-06-002	2. Government Accession No. N/A	3. Recipient's Catalog No. N/A
4. Title and Subtitle Final Report of FMVSS 104 Compliance Testing of 2006 FORD FUSION, PASSENGER CAR NHTSA No. C60202		5. Report Date June 16, 2006
		6. Performing Organ. Code GTL
7. Author(s) Grant Farrand, Project Engineer Debbie Messick, Project Manager		8. Performing Organ. Rep# GTL-DOT-06-104-002
9. Performing Organization Name and Address General Testing Laboratories, Inc. 1623 Leedstown Road Colonial Beach, Va 22443		10. Work Unit No. (TRAIS) N/A
		11. Contract or Grant No. DTNH22-01-C-11025
12. Sponsoring Agency Name and Address U.S. Department of Transportation National Highway Traffic Safety Admin. Enforcement Office of Vehicle Safety Compliance (NVS-220) 400 7 <sup>th</sup> Street, S.W., Room 6111 Washington, DC 20590		13. Type of Report and Period Covered Final Test Report May 2, 2006
		14. Sponsoring Agency Code NVS-220
15. Supplementary Notes		
16. Abstract Compliance tests were conducted on the subject 2006 Ford Fusion Passenger Car in accordance with the specifications of the Office of Vehicle Safety Compliance Test Procedure No. TP-104-08 for the determination of FMVSS 104 compliance. Test failures identified were as follows: NONE		
17. Key Words Compliance Testing Safety Engineering FMVSS 104		18. Distribution Statement Copies of this report are available from NHTSA Technical Information Services (TIS) Room 2336 (NPO-405) 400 Seventh Street S.W. Washington, DC 20590 Telephone No. (202) 366-4947
19. Security Classif. (of this report) UNCLASSIFIED	21. No. of Pages 31	22. Price
20. Security Classif. (of this page) UNCLASSIFIED		

## TABLE OF CONTENTS

SECTION		PAGE
1	Purpose of Compliance Test	1
2	Compliance Test Procedure and Summary of Results	2
3	Compliance Test Data	3
4	Test Equipment List	8
5	Photographs	9
	5.1 Left Side View of Vehicle	
	5.2 Right Side View of Vehicle	
	5.3 $\frac{3}{4}$ Frontal View From Left Side of Vehicle	
	5.4 $\frac{3}{4}$ Rear View From Right Side of Vehicle	
	5.5 Vehicle Certification Label	
	5.6 Vehicle Tire Information Label	
	5.7 Instrumentation Set-up	
	5.8 Equipment Set-up	
	5.9 Wiped Area Test	
	5.10 Capability Test #1 Pre-Coated Windshield	
	5.11 Capability Test #1 in Progress	
	5.12 Capability Test #2 Pre-Coated Windshield	
	5.13 Capability Test #2 in Progress	
	5.14 Wiped Area Vellum Pattern	
	5.15 Capability Test #1 & #2 Vellum Pattern	
6	Vehicle Owner's Manual Information	25

## SECTION 1

### PURPOSE OF COMPLIANCE TEST

#### 1.0 PURPOSE OF COMPLIANCE TEST

A 2006 Ford Fusion Passenger Car was subjected to Federal Motor Vehicle Safety Standard (FMVSS) No. 104 testing to determine if the vehicle was in compliance with the requirements of the standard. All tests were conducted in accordance with NHTSA, Office of Vehicle Safety Compliance (OVSC) Laboratory Procedure, TP-104-08 dated 26 June 1996 and General Testing Laboratories, Inc. (GTL) Test Procedure, TP-104-08A dated 4 April 1997.

1.1 The test vehicle was a 2006 Ford Fusion Passenger Car. Nomenclature applicable to the test vehicle are:

A. Vehicle Identification Number: 3FAFP06Z56R135176

B. NHTSA No.: C60202

C. Manufacturer: FORD MOTOR COMPANY

D. Manufacture Date: 12/05

#### 1.2 TEST DATE

The test vehicle was subjected to FMVSS No. 104 testing on May 2, 2006.

## SECTION 2

### COMPLIANCE TEST PROCEDURE AND SUMMARY OF RESULTS

#### 2.0 GENERAL

The 2006 Ford Fusion 4-door passenger car, NHTSA No. C60202 was subjected to FMVSS No. 104 tests on May 2, 2006. The selected portions of FMVSS No. 104 tests used were as amplified in the following subparagraphs. The test vehicle was positioned in the test system with three water spray nozzles suspended in line with the center of the longitudinal axis of the windshield and horizontal left/right center of the windshield to provide an even distribution of spray to the entire windshield. The height of the nozzles was approximately 22 inches above the glazing surface.

#### 2.1 WIPER FREQUENCY TEST

The wiper frequency test was performed with the engine operating and with a minimum of 50 cubic inches per minute of water from the spray nozzles. The wiper frequency was measured at the low and high wiper speed settings with the engine operating at idle RPM and 2,000 RPM.

#### 2.2 WIPED AREA TEST

The test was conducted with the windshield wiper system operating at the high speed setting, engine at idle RPM and the spray nozzles spraying water at a minimum of 50 cubic inches per minute. The wiper blade wipe pattern was outlined on the glazing surface and then transferred to a windshield pattern. The wiped area was determined for areas A, B and C from the windshield pattern.

#### 2.3 CAPABILITY TEST

The windshield glazing surface was coated with a mixture of water and fine grade test dust. Within 15 seconds following application of the water-dust mixture, the windshield wiper and washing system was activated in the high speed mode for ten complete cycles. The vehicle's engine was operating at idle RPM. The cleared areas of the windshield were marked on the inside windshield surface. After ten complete cycles the system was deactivated and the wiped area transferred to a windshield pattern.

The glazing surface was cleaned and dried. The water dust mixture was re-applied and the test repeated.

The windshield patterns were used subsequently to determine the cleared area percentages.

#### 2.4 SUMMARY OF RESULTS

Based on the test performed, the test vehicle's windshield wiping and washing system appears to meet the requirements of FMVSS 104.

## SECTION 3

## COMPLIANCE TEST DATA

3.0 TEST RESULTS

The following data sheets document the results of testing on the 2006 Ford Fusion.

SUMMARY OF DATA  
FMVSS 104, WINDSHIELD WIPING AND WASHING SYSTEMS

VEH. MOD YR/MAKE/MODEL/BODY: 2006 FORD FUSION PASSENGER CAR  
 VEH. NHTSA NO: C60202; VIN: 3FAFP06Z56R135176  
 VEH. BUILD DATE: 12/05 TEST DATE: MAY 2, 2006  
 TEST LABORATORY: GENERAL TESTING LABORATORIES  
 OBSERVERS: GRANT FARRAND, JIMMY LATANE

WIPER TYPE: 2 SPEED ELECTRIC WITH DELAY

WASHER TYPE: HIGH PRESSURE ELECTRIC

WINDSHIELD AREAS: A = 1128.9 in<sup>2</sup> B = 786.6 in<sup>2</sup> C = 262.2 in<sup>2</sup>

MANUFACTURER'S WINDSHIELD PATTERN USED: Yes X No     

ACCESSIBILITY:

- (1) Washer Control Accessible: Yes X No       
 (2) Wiper Control Accessible: Yes X No       
 (3) Washer Reservoir Filler Accessible: Yes X No

DESCRIBE UNUSUAL FEATURES OF WIPING AND WASHING SYSTEMS:

PERFORMANCE:

TEST	PASS	FAIL
WIPER FREQUENCY	X	
WIPED AREA	X	
WASHER CAPABILITY	X	

RECORDED BY: \_\_\_\_\_

DATE: 05/02/06

APPROVED BY: \_\_\_\_\_



FREQUENCY TEST DATA  
FMVSS 104 – WINDSHIELD WIPER SYSTEM

VEH. MOD YR/MAKE/MODEL/BODY: 2006 FORD FUSION PASSENGER CAR

VEH. NHTSA NO: C60202; VIN: 3FAFP06Z56R135176

VEH. BUILD DATE: 12/05 TEST DATE: MAY 2, 2006

TEST LABORATORY: GENERAL TESTING LABORATORIES

OBSERVERS: GRANT FARRAND, JIMMY LATANE

Water Hardness: 7.0 grains/gallon (12 max.); Date Certified: 04/26/06

Water Spray Flow Rate: 65.0 in<sup>3</sup>/min. (specified range = 50 to 100 in<sup>3</sup>/min.)

Ambient Air Temp.: 70 °F (50-100°F); Water Temp.: 63 °F (100°F max.)

Manufacturer's Recommended Engine Idle Speed: 750 rpm

RUN 1, MAXIMUM WIPER FREQUENCY TEST:

TIME	ENGINE SPEED	TOTAL CYCLES	AVG. CYCLES/MIN. (45 MINIMUM)
1 <sup>ST</sup> 3 minutes	<u>750</u> (idle ± 50 rpm)	209	69.6
2 <sup>ND</sup> 3 minutes	<u>2000</u> (2000 rpm ± 50 rpm)	208	69.3

Frequency at least 45 cycles/minute regardless of engine speed: Yes X No    

RUN 2, LOWER WIPER FREQUENCY TEST:

TIME	ENGINE SPEED	TOTAL CYCLES	AVG. CYCLES/MIN. (20 MINIMUM)
1 <sup>ST</sup> 3 minutes	<u>750</u> (idle ± 50 rpm)	134	44.7
2 <sup>ND</sup> 3 minutes	<u>2000</u> (2000 rpm ± 50 rpm)	134	44.7

Highest and lower frequency differ by at least 15 cycles/minute, and lower frequency is at least 20 cycles/minute regardless of engine speed: Yes X No    

REMARKS:

RECORDED BY: \_\_\_\_\_

DATE: 05/02/06

APPROVED BY: \_\_\_\_\_

WIPED AREA TEST DATA  
FMVSS 104 – WINDSHIELD WIPER SYSTEM

VEH. MOD YR/MAKE/MODEL/BODY: 2006 FORD FUSION PASSENGER CAR

VEH. NHTSA NO: C60202; VIN: 3FAFP06Z56R135176

VEH. BUILD DATE: 12/05; TEST DATE: MAY 2, 2006

TEST LABORATORY: GENERAL TESTING LABORATORIES

OBSERVERS: GRANT FARRAND, JIMMY LATANE

Air Temperature in test area = 70 °F (specified range of 50 to 100°F)

Air Velocity at windshield = .5 mph (specified range of 0 to 1 mph)

Engine speed = 750 rpm (manufacturer's recommended idle ± 50 rpm)

Temperature of water spray = 63 °F (100° F maximum)

Water spray flow rate = 65 in<sup>3</sup>/min. (specified range of 50 to 100 in<sup>3</sup>/min.)

Windshield wiper frequency = 69 cycles/min. (45 cpm minimum)

TEST RESULTS:

PERCENT WIPED				
WINDSHIELD AREA	ACTUAL	REQUIRED	PASS	FAIL
A	91.1%	80%	X	
B	94.3%	94%	X	
C	100%	99%	X	

REMARKS:

RECORDED BY: \_\_\_\_\_

DATE: 05/02/06

APPROVED BY: \_\_\_\_\_

CAPABILITY TEST DATA  
FMVSS 104 – WINDSHIELD WASHER SYSTEM

VEH. MOD YR/MAKE/MODEL/BODY: 2006 FORD FUSION PASSENGER CAR  
 VEH. NHTSA NO: C60202; VIN: 3FAFP06Z56R135176  
 VEH. BUILD DATE: 12/05; TEST DATE: MAY 2, 2006  
 TEST LABORATORY: GENERAL TESTING LABORATORIES  
 OBSERVERS: GRANT FARRAND, JIMMY LATANE

Air Temperature in test area = 70 °F (specified range of 70 to 80°F)

Washer reservoir fluid temperature = 72 °F (specified range of 70 to 80°F)

Air Velocity at windshield = .5 mph (specified range of 0 to 1 mph)

Engine speed = 750 rpm (manufacturer's recommended idle ± 50 rpm)

Number of windshield washer nozzles on the vehicle = 4 nozzles with 2 holes in each = 8 streams of water spray.

Windshield washer system activation coordinated with components of the wiper system:  
 Yes  No

TEST RESULTS:

CLEARED AREA PERCENTAGES						
WINDSHIELD AREA	TEST 1	TEST 2	AVG	REQ'D*	PASS	FAIL
A	93.7	93.7	93.7	75%	X	
B	95.6	95.6	95.6	75%	X	
C	100	100	100	75%	X	

\*NOTE FOR REFERENCE ONLY: SAE 942b, revised Jul72, recommends capability to clear 80% of the total wash area and 90% of the wash area included in AREA C.

REMARKS:

RECORDED BY: \_\_\_\_\_

DATE: 05/02/06

APPROVED BY: \_\_\_\_\_

SECTION 4  
INSTRUMENTATION AND EQUIPMENT LIST

TABLE 1 - INSTRUMENTATION & EQUIPMENT LIST

EQUIPMENT	DESCRIPTION	MODEL/ SERIAL NO.	CAL. DATE	NEXT CAL. DATE
TIMER	ACCU-SPLIT	ACT2	04/06	04/07
TEMPERATURE READOUT	OMEGA	43P	04/06	04/07
TEMPERATURE RECORDER	OMEGA	CT91	04/06	04/07
SPRAY SYSTEM	GTL	N/A	BEFORE USE	BEFORE USE
AIR VELOCITY METER	OMEGA	HHF-616	04/06	04/07
CYCLE COUNTER	GTL	GTL	BEFORE USE	BEFORE USE
SOFT WATER	N/A	N/A	04/06	04/07
TACHOMETER	MONARCH	ACT-3	04/06	04/07
TEST DUST	AC	GM FINE	CALIBRATED DUST	CALIBRATED BY VENDOR*
EVENT RECORDER	COMPUTER	GEO1	BEFORE USE	BEFORE USE

\*AC Inspection #503, Batch #1943, Measured with particle size roller analyzer.

SECTION 5  
PHOTOGRAPHS



2006 FORD FUSION  
NHTSA NO. C60202  
FMVSS NO. 104

FIGURE 5.1  
LEFT SIDE VIEW OF VEHICLE



2006 FORD FUSION  
NHTSA NO. C60202  
FMVSS NO. 104

FIGURE 5.2  
RIGHT SIDE VIEW OF VEHICLE



2006 FORD FUSION  
NHTSA NO. C60202  
FMVSS NO. 104

FIGURE 5.3  
¾ FRONTAL VIEW FROM LEFT SIDE OF VEHICLE





2006 FORD FUSION  
NHTSA NO. C60202  
FMVSS NO. 104

FIGURE 5.4  
¾ REAR VIEW FROM RIGHT SIDE VIEW OF VEHICLE

# MFD. BY FORD MOTOR CO.

DATE: 12/05

GVWR: 1923KG/4240LB

FRONT GAWR: 1030KG/2270LB

REAR GAWR: 916KG/2020LB

THIS VEHICLE CONFORMS TO ALL APPLICABLE FEDERAL MOTOR VEHICLE SAFETY, BUMPER, AND THEFT PREVENTION STANDARDS IN EFFECT ON THE DATE OF MANUFACTURE SHOWN ABOVE.

VIN: 3FAFP06Z56R135176

TYPE: Passenger Car

MAXIMUM LOAD = OCCUPANTS + LUGGAGE = 385KG/ 850LB

OCCUPANTS = 5 TOTAL; 2 FRONT, 3 REAR

TIRE (FR): P205/60R16

RIMS (FR): 16X6.5J

(RR): P205/60R16

(RR): 16X6.5J

PRESSURE (FR): 235 kPa/ 34 PSI COLD (RR): 235 kPa/ 34 PSI COLD



## 3FAFP06Z56R135176

TRAILER TOWING - SEE OWNER GUIDE

EXT PNT: TB

RC: 27

DSO:

F0079

INT TR

TP/PS

R

AXLE

TR

SPR

6DE1F

R0074

AL

F

38

C

AA11

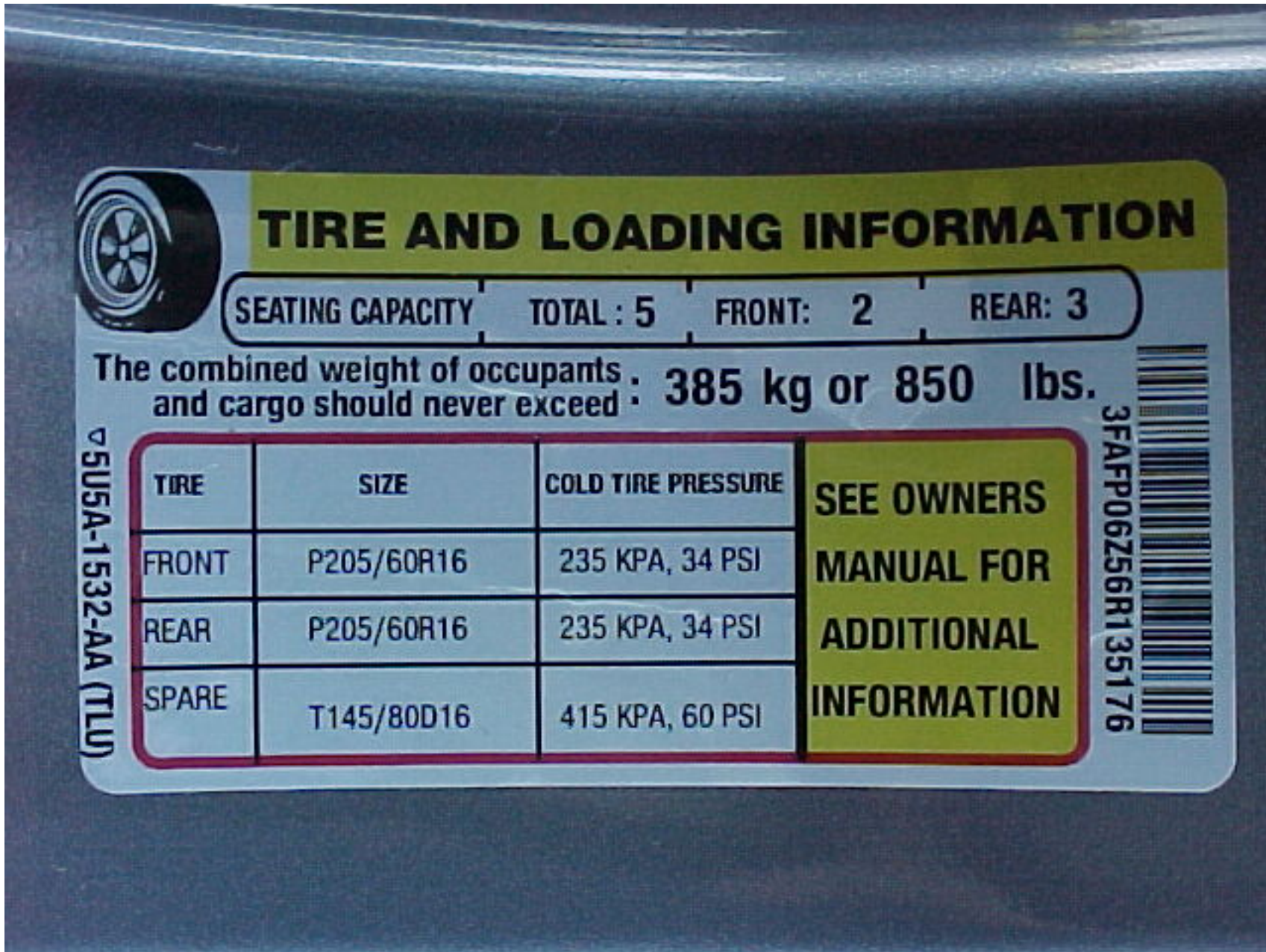
40A

CMC

5U5A-5420472-AA

2006 FORD FUSION  
NHTSA NO. C60202  
FMVSS NO. 104

FIGURE 5.5  
VEHICLE CERTIFICATION LABEL



2006 FORD FUSION  
NHTSA NO. C60202  
FMVSS NO. 104

FIGURE 5.6  
VEHICLE TIRE INFORMATION LABEL



2006 FORD FUSION  
NHTSA NO. C60202  
FMVSS NO. 104

FIGURE 5.7  
INSTRUMENTATION SET-UP



2006 FORD FUSION  
NHTSA NO. C60202  
FMVSS NO. 104

FIGURE 5.8  
EQUIPMENT SET-UP




2006 FORD FUSION  
NHTSA NO. C60202  
FMVSS NO. 104

FIGURE 5.9  
WIPED AREA TEST



2006 FORD FUSION  
NHTSA NO. C60202  
FMVSS NO. 104

FIGURE 5.10  
CAPABILITY TEST #1 PRE-COATED WINDSHIELD



2006 FORD FUSION  
NHTSA NO. C60202  
FMVSS NO. 104

FIGURE 5.11  
CAPABILITY TEST #1 IN-PROGRESS





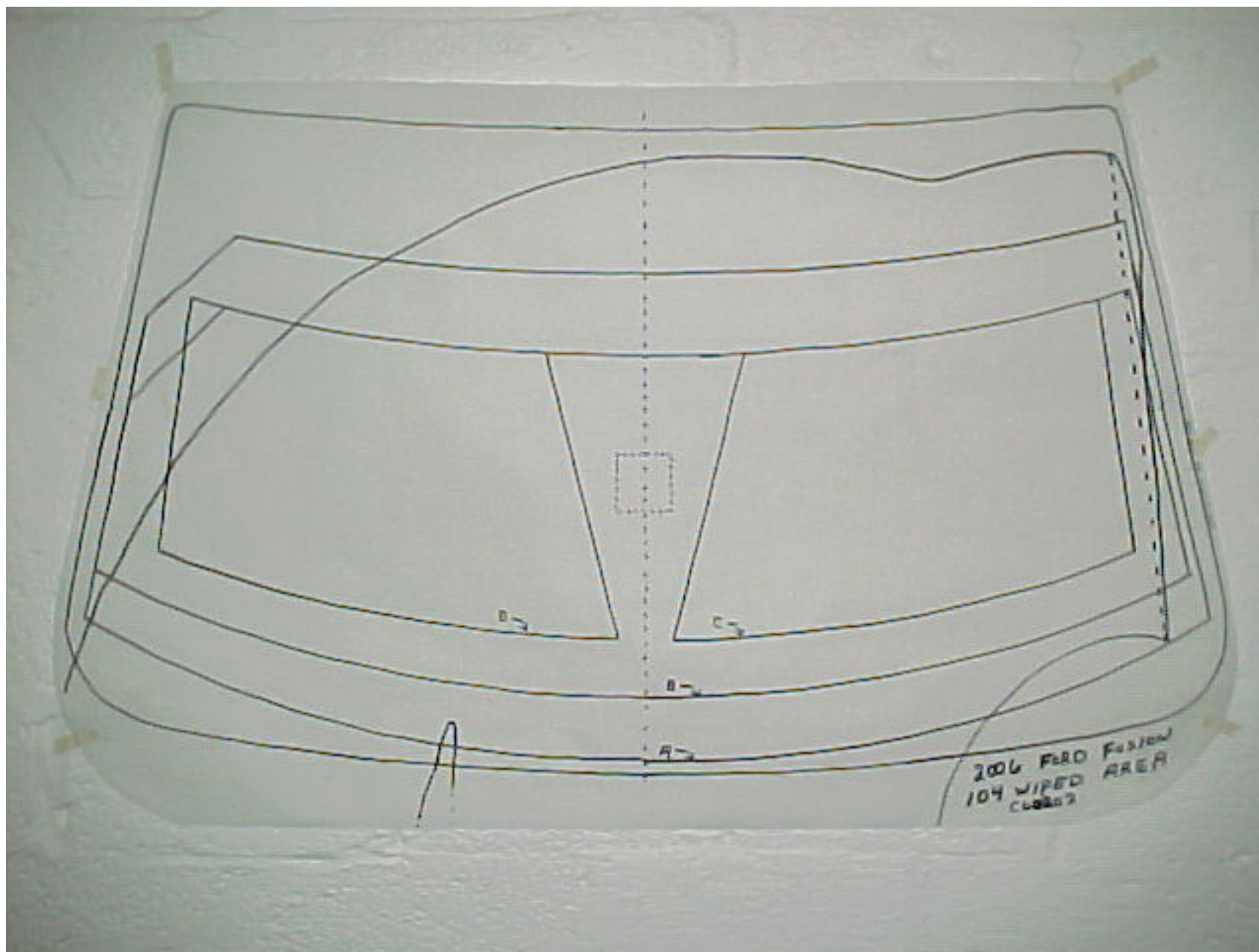
2006 FORD FUSION  
NHTSA NO. C60202  
FMVSS NO. 104

FIGURE 5.12  
CAPABILITY TEST #2 PRE-COATED WINDSHIELD



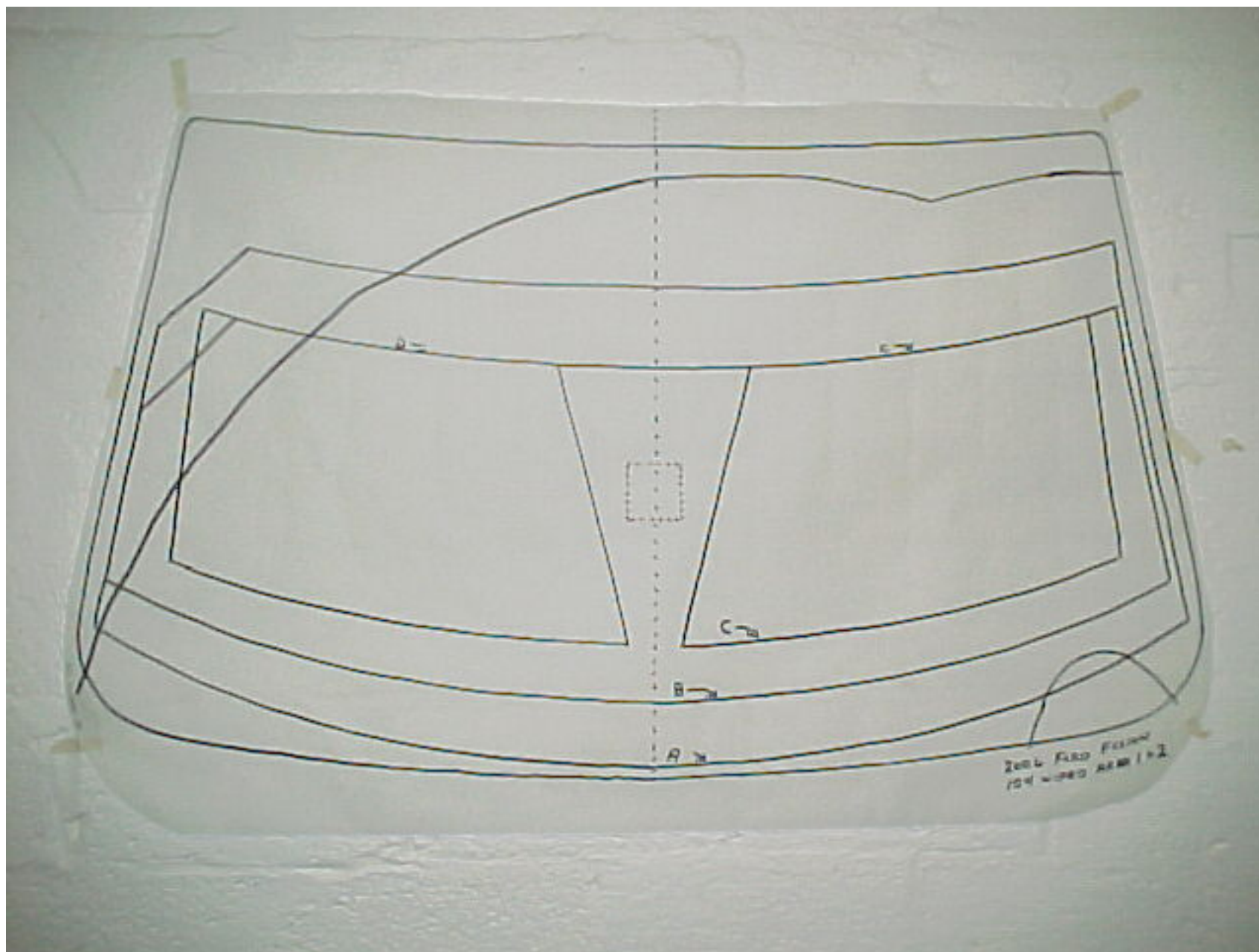
2006 FORD FUSION  
NHTSA NO. C60202  
FMVSS NO. 104

FIGURE 5.13  
CAPABILITY TEST #2 IN PROGRESS



2006 FORD FUSION  
NHTSA NO. C60202  
FMVSS NO. 104

FIGURE 5.14  
WIPED AREA VELLUM PATTERN



2006 FORD FUSION  
NHTSA NO. C60202  
FMVSS NO. 104

FIGURE 5.15  
CAPABILITY TEST #1 & #2 VELLUM PATTERN

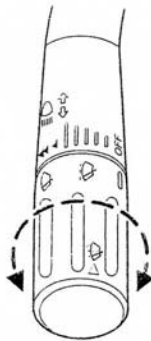
SECTION 6

OWNER'S MANUAL INFORMATION

## Driver Controls

### MULTI-FUNCTION LEVER

**Windshield wiper:** Rotate the end of the control away from you to increase the speed of the wipers; rotate towards you to decrease the speed of the wipers.



**Speed dependent wipers:** When the wiper control is set on the intermittent settings, the speed of the wipers will automatically adjust with the vehicle speed. The faster your vehicle is travelling the faster the wipers will go.

**Windshield washer:** Push the end of the stalk:

- briefly: causes a single swipe of the wipers without washer fluid.
- a quick push and hold: the wipers will swipe three times with washer fluid.
- a long push and hold: the wipers and washer fluid will be activated for up to ten seconds.



### Windshield wiper/washer features (if equipped with Autolamp feature)

The exterior lamps will turn on with the ignition on, Headlamp control in the Autolamp position and the windshield wipers are turned on (for a fixed period of time).


## Maintenance and Specifications

### WINDSHIELD WASHER FLUID

Add fluid to fill the reservoir if the level is low. In very cold weather, do not fill the reservoir completely.

Only use a washer fluid that meets Ford specification WSB-M8B16-A2. Do not use any special washer fluid such as windshield water repellent type fluid or bug wash. They may cause squeaking, chatter noise, streaking and smearing. Refer to *Lubricant specifications* in this chapter.

State or local regulations on volatile organic compounds may restrict the use of methanol, a common windshield washer antifreeze additive. Washer fluids containing non-methanol antifreeze agents should be used only if they provide cold weather protection without damaging the vehicle's paint finish, wiper blades or washer system.

 If you operate your vehicle in temperatures below 40° F (4.5°C), use washer fluid with antifreeze protection. Failure to use washer fluid with antifreeze protection in cold weather could result in impaired windshield vision and increase the risk of injury or accident.

**Note:** Do not put washer fluid in the engine coolant reservoir. Washer fluid placed in the cooling system may harm engine and cooling system components.

### CHANGING THE WIPER BLADES

1. Pull the wiper arm away from the vehicle. Turn the blade at an angle from the wiper arm. Push the lock pin manually to release the blade and pull the wiper blade down toward the windshield to remove it from the arm.
2. Attach the new wiper to the wiper arm and press it into place until a click is heard.

Replace wiper blades at least once per year for optimum performance.

210

## Maintenance and Specifications

Poor wiper quality can be improved by cleaning the wiper blades and the windshield, refer to *Windows and wiper blades* in the *Cleaning* chapter.

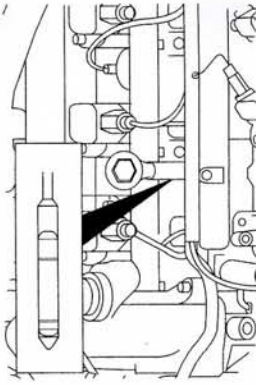
To prolong the life of the wiper blades, it is highly recommended to scrape off the ice on the windshield before turning on the wipers. The layer of ice has many sharp edges and can damage the micro edge of the wiper rubber element.

### ENGINE OIL

#### Checking the engine oil

Refer to the *scheduled maintenance information* for the appropriate intervals for checking the engine oil.

1. Make sure the vehicle is on level ground.
  2. Turn the engine off and wait a few minutes for the oil to drain into the oil pan.
  3. Set the parking brake and ensure the gearshift is securely latched in P (Park) (automatic transmissions) or 1 (First) (manual transmissions).
  4. Open the hood. Protect yourself from engine heat.
  5. Locate and carefully remove the engine oil level indicator (dipstick).
- 2.3L I4 engine



211