

REPORT NUMBER: 201UI-CAL-07-08

**SAFETY COMPLIANCE TESTING FOR FMVSS 201  
OCCUPANT PROTECTION IN INTERIOR IMPACT  
UPPER INTERIOR HEAD IMPACT PROTECTION**

**Ford Motor Company  
2007 Ford Edge**

NHTSA NUMBER: C70204

CALSPAN TEST NUMBER: 8826-FMH-08

CALSPAN  
TRANSPORTATION SCIENCES CENTER  
P.O. BOX 400  
BUFFALO, NEW YORK 14225



Test Date: October 1, 2007

FINAL REPORT

PREPARED FOR:

U. S. DEPARTMENT OF TRANSPORTATION  
National Highway Traffic Safety Administration  
Enforcement  
Office of Vehicle Safety Compliance  
Mail Code: NVS-220, West Building 4<sup>th</sup> Floor  
1200 New Jersey Avenue, SE  
Washington, DC 20590

This publication is distributed by the U. S. Department of Transportation, National Highway Traffic Safety Administration, in the interest of information exchange. The opinions, findings and conclusions expressed in this publication are those of the author(s) and not necessarily those of the Department of Transportation or the National Highway Traffic Safety Administration. The United States Government assumes no liability for its contents or use thereof. If trade or manufacturers' names or products are mentioned, it is only because they are considered essential to the object of the publication and should not be construed as an endorsement. The United States Government does not endorse products or manufacturers.


Prepared by:



---

Glenn D. Wilson, Project Engineer

Approved by:



---

James Czarnecki, Project Engineer

Approval Date:

2/7/08

---

FINAL REPORT ACCEPTANCE BY:

---

NHTSA, Office of Vehicle Safety Compliance

---

Date of Report Acceptance

**TECHNICAL REPORT STANDARD TITLE PAGE**

1. <i>Report No.</i> 201UI-CAL-07-08		2. <i>Government Accession No.</i>		3. <i>Recipient's Catalog No.</i>																			
4. <i>Title and Subtitle</i> Final Report of FMVSS 201 Compliance Testing of a 2007 Ford Edge NHTSA No. C70204				5. <i>Report Date</i> October 1, 2007																			
				6. <i>Performing Organization Code</i> CAL																			
7. <i>Author(s)</i> Glenn D. Wilson, Program Engineer James Czarnecki, Project Manager				8. <i>Performing Organization Report No.</i> 201UI-CAL-07-08																			
9. <i>Performing Organization Name and Address</i> Calspan 4455 Genesee Street Buffalo, New York 14225				10. <i>Work Unit No.</i>																			
				11. <i>Contract or Grant No.</i> DTNH22-04-C-01027																			
12. <i>Sponsoring Agency Name and Address</i> U.S. Department of Transportation National Highway Traffic Safety Administration Office of Vehicle Safety Compliance Mail Code: NVS-220, West building 4 <sup>th</sup> Floor 1200 New Jersey Avenue, SE Washington, D.C. 20590				13. <i>Type of Report and Period Covered</i> Final Report																			
				14. <i>Sponsoring Agency Code</i> NVS-220																			
15. <i>Supplementary Notes</i>																							
16. <i>Abstract</i>  Compliance tests were conducted on the subject vehicle, a 2007 Ford Edge, in accordance with the specifications of the Office of Vehicle Safety Compliance Test Procedure TP-201U-01 for determination of FMVSS 201 compliance. Test failures identified were as follows in the table below:																							
<table border="1"> <thead> <tr> <th>Target Point</th> <th>Horizontal</th> <th>Vertical</th> <th>Velocity</th> <th>HIC</th> <th>HICd</th> </tr> </thead> <tbody> <tr> <td>None</td> <td>-</td> <td>-</td> <td>-</td> <td>-</td> <td>-</td> </tr> <tr> <td>None</td> <td>-</td> <td>-</td> <td>-</td> <td>-</td> <td>-</td> </tr> </tbody> </table>						Target Point	Horizontal	Vertical	Velocity	HIC	HICd	None	-	-	-	-	-	None	-	-	-	-	-
Target Point	Horizontal	Vertical	Velocity	HIC	HICd																		
None	-	-	-	-	-																		
None	-	-	-	-	-																		
17. <i>Key Words</i> Compliance Testing Safety Engineering FMVSS 201				18. <i>Distribution Statement</i> <u>Copies of this report are available from:</u> NHTSA Technical Information Services National Highway Traffic Safety Admin. 1200 New Jersey Avenue, SE Washington, DC 20590																			
19. <i>Security Classif. (of this report)</i> UNCLASSIFIED		20. <i>Security Classif. (of this page)</i> UNCLASSIFIED		21. <i>No. of Pages</i>	22. <i>Price</i>																		

**Form DOT F1700.7 (8-69)**

## TABLE OF CONTENTS

SECTION		PAGE
1	PURPOSE AND TEST PROCEDURE	1-1
2	SUMMARY OF UPPER INTERIOR HEAD IMPACTS	2-1
3	SUMMARY OF TEST RESULTS AND DATA PLOTS	3-1
APPENDIX A	PHOTOGRAPHS	A-1
APPENDIX B	PART 572L PERFORMANCE CALIBRATION IN SUPPORT OF VEHICLE SAFETY COMPLIANCE TESTING FOR OCCUPANT PROTECTION IN INTERIOR IMPACT	B-1

## LIST OF DATA SHEETS

<b>DATA SHEET</b>	<b>DESCRIPTION</b>	<b>PAGE NO.</b>
2-1	SUMMARY OF UPPER INTERIOR HEAD IMPACT TESTS	2-2
2-2	GENERAL TEST AND VEHICLE PARAMETER DATA	2-4
2-3	APPROACH ANGLE LIMITS	2-6
2-4	SUMMARY TARGET IMPACT LOCATION ON FMH	2-7

## **SECTION 1**

### **PURPOSE AND TEST PROCEDURE**

This head impact compliance test is part of the FMVSS 201 Upper Interior Head Impact Protection Test Program sponsored by the National Highway Traffic Safety Administration (NHTSA) under Contract No. DTNH22-04-C-01027. The purpose of this head impact compliance test was to determine whether the subject vehicle, a 2007 Ford Edge, NHTSA No. C70204, meets the performance requirements of FMVSS 201, Occupant Protection in Interior Impact. The compliance test was conducted in accordance with the OVSC Laboratory Test Procedure No. TP-201U-01 dated April\_03, 1998.

## SECTION 2

### SUMMARY OF UPPER INTERIOR HEAD IMPACTS

A 2007 Ford Edge , NHTSA No. C70204, was tested at various upper interior locations by a 4.54 kg 50<sup>th</sup> percentile headform. A total of twelve (12) impacts were performed in this test series. The target area impacts were chosen by the NHTSA Contracting Officer's Technical Representative (COTR). A summary of test results can be found on Data Sheet 2-1, Summary of Upper Interior Head Impact Tests. The twelve (12) area chosen for testing were:

OP1	RP1	BP4	BP3	BP1
SR2B	AP3	AP1	AP2	BP2
OP1	URBP			

The selected impact areas on the test vehicle appeared to comply with the performance requirements of FMVSS 201.

Five Free Motion Headforms (FMH) were used in this test series. All five FMH's were calibrated prior to and after the test series. Calibration information are included in Appendix B. Each FMH weighed  $4.54 \pm 0.5$  kg and had an orthogonal tri-axis accelerometer pack mounted at the headform's center of gravity (c.g.).

A total of three (3) channels of data for each test were recorded on a Keyser-Threde data acquisition system. Data plots, along with still images, can be found in Section 3, Summary of Test Results and Data Plots.

To document each target area impact test, a Weinberger high-speed video camera was placed at an appropriate location to record the headform contact with the selected target area.

**DATA SHEET 2-1**

**SUMMARY OF UPPER INTERIOR HEAD IMPACT TESTS**

VEHICLE YEAR/MAKE/MODEL/STYLE:	2007 Ford Edge
VIN:	2FMDK36C07BB33893
DATE OF MANUFACTURE:	06/07 (SEE CERTIFICATION LABEL)
COLOR:	Black

TARGET CODE	Target Coordinates						Approach Angles (degrees)		Velocity (kph)	FMH HIC	HIC(d)
	Driver Side			Passenger Side			Horizontal	Vertical			
	X(mm)	Y(mm)	Z(mm)	X(mm)	Y(mm)	Z(mm)					
AP1	2123.715	-562.922	1636.616	2124.129	563.3519	1639.835	Relocated 1 circle				
AP1 R1	2127.321	-576.414	1615.752	2124.317	576.6815	1619.22	111°	26°	18.5	299.6	392.4
AP2	1987.285	-622.757	1548.125	1993.305	625.6037	1551.127	216°	50°	18.54	311.7	401.6
AP3	1781.813	-655.24	1467.502	1790.015	660.747	1472.547	141°	45°	18.49	319.9	407.7
BPR	2620.299	-531.431	1683.268	2628.696	530.6011	1683.802	Relocated 3 circles				
BP1 R3	2623.373	-465.081	1713.623	2627.868	463.042	1714.413	90°	32°	32°	289.3	384.7
BP2	2613.474	-636.666	1441.835	2613.786	639.0057	1443.048	270°	0°	23.5	559.8	588.8
BP3	2551.409	-644.158	1482.983	2556.475	645.9489	1483.199	82°	(4)°	23.6	587.9	609.9
BP4	2718.617	-661.407	1382.829	2721.068	664.8682	1382.293	135°	6°	23.42	670.2	672
FH1	2032.404	-447.648	1651.288	2037.956	446.4939	1655.71	-	-	-	-	-
FH2	2006.869	-298.495	1655.898	2014.561	299.4268	1660.234	-	-	-	-	-
OP1	3522.353	-665.128	1447.567	3525.027	671.2692	1444.567	270°	0°	23.55	877.2	828.2
OP2	3518.821	-682.596	1482.435	3517.742	685.3859	1486.18	Relocated 4 circles				
OP2 R4	3446.084	-643.482	1534.95	3445.445	645.1147	1539.925	90°	5°	23.38	684.6	682.9
RP1	3795.322	-544.509	1578.461	3799.723	549.9134	1573.59	58°	46°	18.42	206.2	322
RP2**	3993.763	-671.273	1429.955	3996.845	677.3821	1423.823	-	-	-	-	-
RH	3688.34	-385.182	1639.686	3693.091	380.307	1639.385	-	-	-	-	-
SR1	2274.119	-527.203	1675.354	2273.153	529.5228	1674.932	-	-	-	-	-
SR2A	2423.967	-521.823	1683.148	2424.308	521.1835	1685.119	-	-	-	-	-
SR2B	2322.593	-524.811	1678.938	2329.854	525.0829	1680.38	90°	32°	18.45	223.5	335
SR3	2773.971	-522.449	1689.064	2780.576	522.4404	1689.967	-	-	-	-	-
SR3OP	3579.766	-558.593	1638.192	3574.904	565.3814	1637.69	-	-	-	-	-
URBP	2626.518	-419.485	1719.761	2625.8	432.451	1719.02	270°	45°	23.77	533.2	568.7
URRP	3625.935	-422.063	1693.64	3636.553	427.204	1686.246	-	-	-	-	-
URAP	2237.475	-426.346	1704.736	2241.948	431.7018	1705.605	-	-	-	-	-
URBP	2626.518	-419.485	1719.761	2625.8	432.451	1719.02	-	-	-	-	-
URM	2935.723	-0.3697	1737.874	2941.688	-0.1699	1736.309	-	-	-	-	-



UROP	3429.67	-434.693	1747.801	3419.412	424.9409	1750.011	-	-	-	-	-
URRP	3625.935	-422.063	1693.64	3636.553	427.204	1686.246	-	-	-	-	-
URRSR	3145.415	-431.878	1727.943	3146.267	414.506	1730.374	-	-	-	-	-
URSR1	2276.268	-422.705	1724.583	2275.034	423.5263	1724.045	-	-	-	-	-
URSR2	2425.77	-428.33	1741.089	2425.615	425.3106	1743.001	-	-	-	-	-
URSR2B	2325.069	-426.18	1733.801	2330.676	421.7321	1736.068	-	-	-	-	-
URSR3	2775.673	-425.794	1730.969	2780.417	426.5024	1730.842	-	-	-	-	-
URSR3OP	3584.831	-423.892	1723.478	3576.426	435.4237	1726.121	-	-	-	-	-

\*HIC(d)=0.75446(Free Motion Headform HIC)+166.4

**DATA SHEET 2-2**

**GENERAL TEST AND VEHICLE PARAMETER DATA**

<b>TEST VEHICLE INFORMATION:</b>									
Year/Make/Model/Body Style:				2007 Ford Edge					
VIN:				2FMDK36C07BB33893					
Month & Year of Manufacture:				06/07 (SEE CERTIFICATION LABEL)					
Vehicle Body Color:				Black					
Engine Data:	6	Cylinders;	214	CID;	3.5	Liters;	3500	cc	
Engine Placement:		Longitudinal;			or		X		Lateral
Transmission:	6	Speed;		Manual;	X	Automatic;		Overdrive	
Final Drive:		Rear Wheel Drive;	X	Front Wheel Drive;		Four Wheel Drive			
Odometer Reading:				km					
Options:	X	A/C;	X	Power Steering;	X	Pwr.Brakes;	X	Pwr. Windows	
Interior Trim Information :									
1. Grab handles on B-Pillar									
2. Normal roof									
3. Adjustable seat belt anchorages on B-pillars and non-adjustable anchorages on the Other Pillar									

<b>DATA FROM TIRE PLACARD:</b>									
Tire Pressure (at capacity);				240			kPa FRONT		
				240			kPa REAR		
Recommended Tire Size:				P235/65R17					
Tires on Test Vehicle:		P235/65R17			Manufacturer:			Hankook	
Vehicle Capacity Data:									
Number of Occupants:	2	Front;	3	Rear;		3rd Seat;	5	Total	
Type of Front Seats:	X	Bucket;		Bench;		Split Bench			
Type of Front Seat Back:		Fixed;	X	Adjustable with	X	Lever or		Knob	
Vehicle Capacity Weight (VCW)=				412		kg (A)			
No. of Occupants x 68 kg. =				340		kg (B)			
Rated Cargo/Luggage Weight (RCLW) =				72		kg (A-B) Max. RCLW = 136 kg.			

**DATA SHEET 2-2**

**GENERAL TEST AND VEHICLE PARAMETER DATA (cont.)**

<b>TEST VEHICLE DELIVERED WEIGHT WITH MAXIMUM FLUIDS:</b>							
Left Front	=	552	kg	Left Rear	=	386	kg
Right Front	=	555	kg	Right Rear	=	364	kg
TOTAL FRONT	=	1107	kg	TOTAL REAR	=	750	kg
% of Total Weight	=	60	%	% of Total Weight	=	40	%
TOTAL WEIGHT	=	1857				kg	

<b>CALCULATION OF VEHICLE'S TARGET TEST WEIGHT:</b>		
Total Test Vehicle Delivered Weight=	1857	kg (A)
+ Rated Cargo/Luggage Weight =	72	kg (B)
TEST VEHICLE TARGET WEIGHT =	1929	kg (A+B)

<b>WEIGHT OF TEST VEHICLE (FULLY LOADED):</b>							
Left Front	=	552	kg	Left Rear	=	418	kg
Right Front	=	551	kg	Right Rear	=	402	kg
TOTAL FRONT	=	1103	kg	TOTAL REAR	=	820	kg
% of Total Weight	=	57	%	% of Total Weight	=	43	%
TOTAL TEST WEIGHT	=	1923					
Weight of vehicle secured in test vehicles cargo area	=	66				kg	

<b>TEST VEHICLE ATTITUDE (all dimensions in millimeters):</b>				
AS DELIVERED:	Left Front	863	Left Rear	874
	Right Front	865	Right Rear	874
FULLY LOADED:	Left Front	861	Left Rear	864
	Right Front	862	Right Rear	864
Test Vehicle Wheelbase:	2819		millimeters	

<b>TEST VEHICLE PITCH AND ROLL ANGLES:</b>				
AS DELIVERED:	PITCH ANGLES		ROLL ANGLES	
	Left Door Sill	?0.6?	Front Bumper	0.0
	Right Door Sill	?0.7?	Rear Bumper	?0.1?
FULLY LOADED:	PITCH ANGLES		ROLL ANGLES	
	Left Door Sill	?0.5?	Front Bumper	?0.2?
	Right Door Sill	?0.6?	Rear Bumper	?0.1?
AS TESTED:	PITCH ANGLES		ROLL ANGLES	
	Left Door Sill	?0.5?	Front Bumper	?0.2?
	Right Door Sill	?0.7?	Rear Bumper	?0.1?

DATA SHEET 23

APPROACH ANGLE LIMITS

Target Code	Left Side				Target Code	Right Side			
	Horizontal Angles (deg.)		Vertical Angles (deg.)			Horizontal Angles (deg.)		Vertical Angles (deg.)	
	Minimum	Maximum	Minimum	Maximum		Minimum	Maximum	Minimum	Maximum
AP1	206	250	-5	26	AP1	110	154	-5	26
AP2	206	250	-5	50	AP2	110	154	-5	50
AP3	206	250	-5	45	AP3	110	154	-5	45
BP1	200	282	-10	32	BP1	78	160	-10	32
BP2	Any		0	0	BP2	Any		0	0
BP3	200	282	-10	-4	BP3	78	160	-10	-4
BP4	200	282	-10	6	BP4	78	160	-10	6
OP1	Any		0	0	OP1	Any		0	0
OP2	270		-10	5	OP2	90		-10	5
RP1	270	345	-10	46	RP1	15	90	-10	46
RP2	270	345	-10	*	RP2	15	90	-10	*
FH1	180		0	50	FH1	180		0	50
FH2	180		0	50	FH2	180		0	50
RH	360		0	50	RH	0		0	50
SR1	270		0	32	SR1	90		0	32
SR2A	270		0	37	SR2A	90		0	37
SR2B	270		0	32	SR2B	90		0	32
SR3	270		0	37	SR3	90		0	37
SR3OP	270		0	37	SR3OP	90		0	37
URAP	ANY		0	50	URAP	ANY		0	50
URBP	ANY		0	45	URBP	ANY		0	45
URRP	ANY		0	50	URRP	ANY		0	50
UROB	ANY		0	50	UROB	ANY		0	50
URRSR	ANY		0	50	URRSR	ANY		0	50
URSR1	ANY		0	50	URSR1	ANY		0	50
URSR2	ANY		0	50	URSR2	ANY		0	50
URSR2B	ANY		0	50	URSR2B	ANY		0	50
URSR3	ANY		0	50	URSR3	ANY		0	50
URSR3OP	ANY		0	50	URSR3OP	ANY		0	50

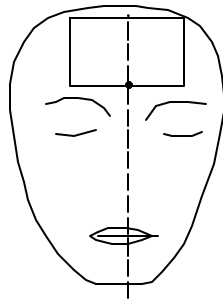
Note : BP2 – adjustable seat belt anchorage  
 OP1 – non-adjustable seat belt anchorage

\* Target exempt from testing per S6.3(b)

**DATA SHEET 2-4**

**SUMMARY TARGET IMPACT LOCATION ON FMH**

VEHICLE YEAR/MAKE/MODEL/STYLE:	2007 Ford Edge
VIN:	2FMDK36C07BB33893
DATE OF MANUFACTURE:	06/07 (SEE CERTIFICATION LABEL)
COLOR:	Black



≠ RIGHT SIDE OF FACE

TARGET	Distance Above Pt. O (mm)	Distance Over from Point 0 (mm)
OP1	15	6L
RP1	0	10R
BP4	16	9L
BP3	5	3L
BP1	53	6L
SR2B	6	2L
AP3	16	5L
AP1	2	4L
AP2	7	2L
BP2	7	3L
OP1	10	5R
URBP	43	10L

**SECTION 3**

**SUMMARY OF TEST RESULTS AND DATA PLOTS**

VEHICLE YEAR/MAKE/MODEL/STYLE:	2007 Ford Edge
VIN:	2FMDK36C07BB33893
DATE OF MANUFACTURE:	06/07 (SEE CERTIFICATION LABEL)
COLOR:	Black

Test Number:	1
Test Date:	09/28/07
Target Location:	Other Pillar
Target Code:	OP2
Horizontal Impact Angle:	90°
Vertical Impact Angle:	5°
Ambient Temperature:	22.0°C
Relative Humidity:	57.5%
Time of Impact:	10:15
Headform Number:	62

Impact Point Description (from lower midpoint on midsagittal line)					
On Centerline	6	<input type="checkbox"/>	mm right	<input checked="" type="checkbox"/>	mm left
On Centerline	15				mm up



POST-IMPACT OP1 HEADFORM

Free Motion HIC	684.6
HIC(d)	682.9
Impact Velocity (kph)	23.38
HIC T1 (msec)	3.0
HIC T2 (msec)	11.2

# FMVSS 201U 2007 Ford Edge C70204 - OP2

FMH Headform 0062

Location: OP2

Test Date: September 28, 2007

Work File: OP2

## -----TEST RESULTS-----

Lab Temperature: 22.0 C

HICd: 682.9

Lab Humidity: 57.5 %

HIC (36ms): 684.6

Velocity at Impact: 23.38 KPH

t1: 3.0 msec

t2: 11.2 msec

Free Flight Distance: 220.33 mm

Duration: 8.2 msec

Average Acceleration: 9.0 g

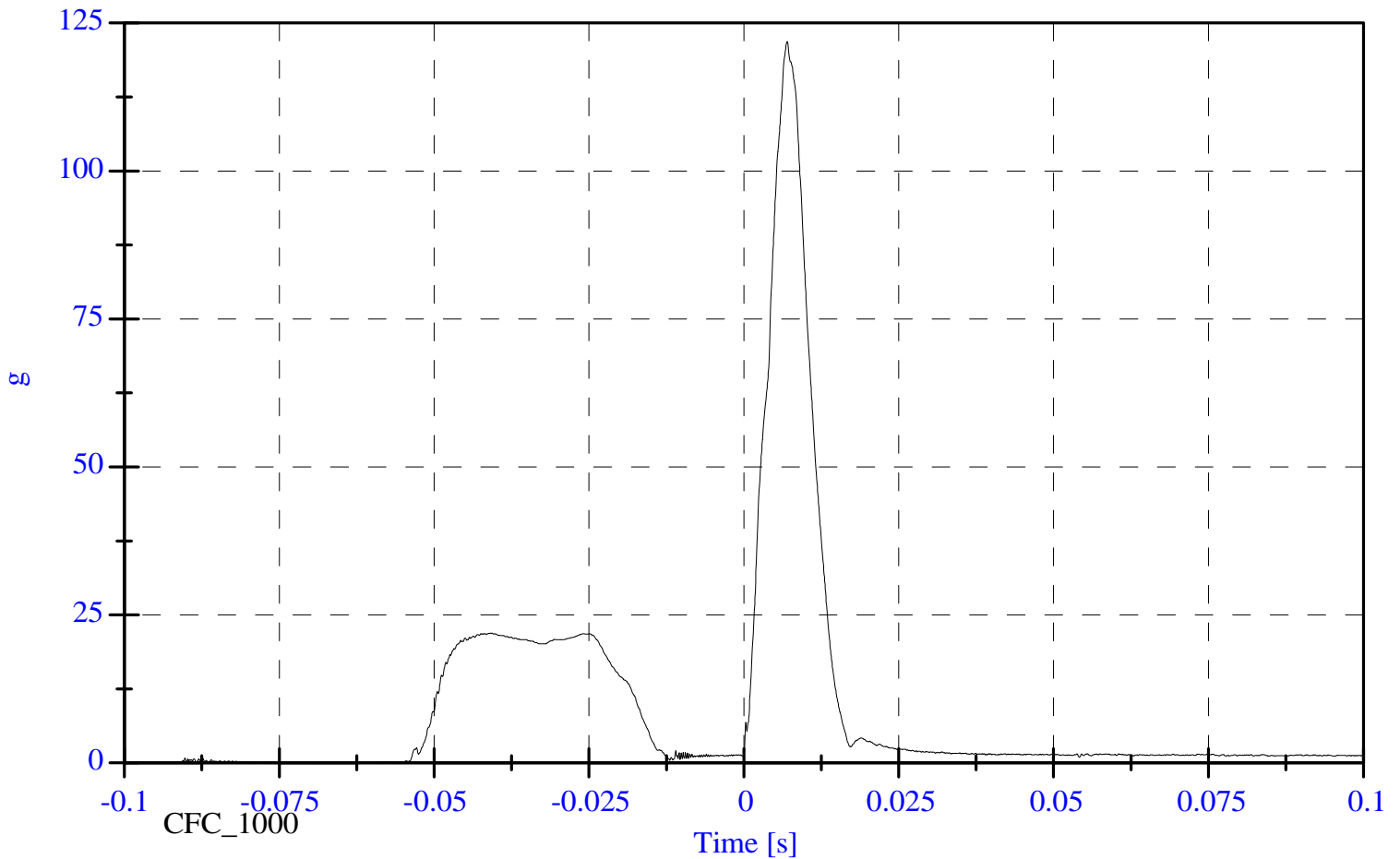
Maximum: 121.9 g

FMVSS 201U 2007 Ford Edge

Headform Resultant

Max: 121.9 [g] at 0.007 [s]

Min: 0.0 [g] at -0.099 [s]



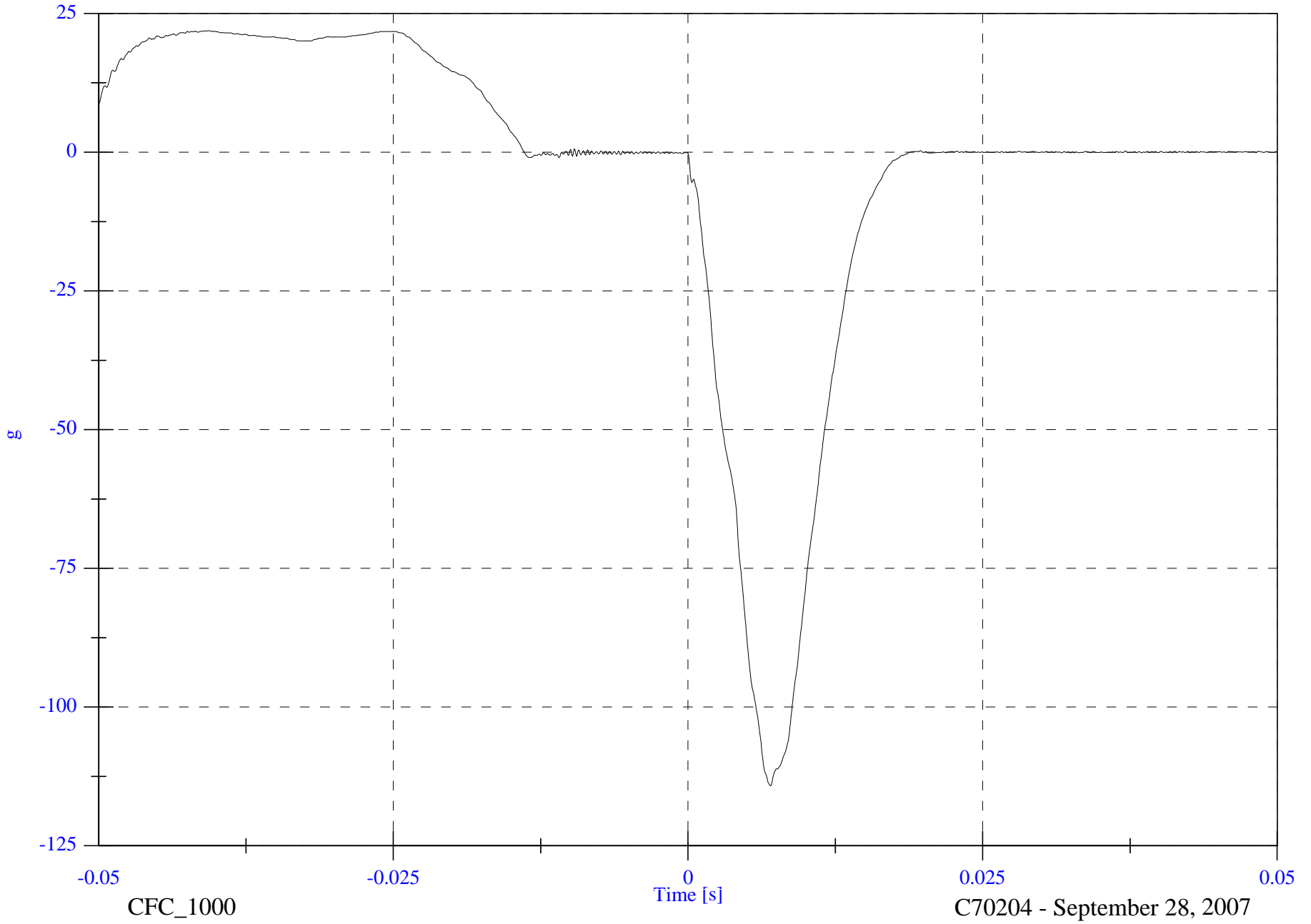


FMVSS 201U 2007 Ford Edge

Headform X Acceleration

Max: 21.9 [g] at -0.041 [s]

Min: -114.2 [g] at 0.007 [s]



C70204 PASSENGER SIDE OP2 IMPACT PLOT #1

8826-FMH-08

CFC\_1000

C70204 - September 28, 2007

FMVSS 201U 2007 Ford Edge

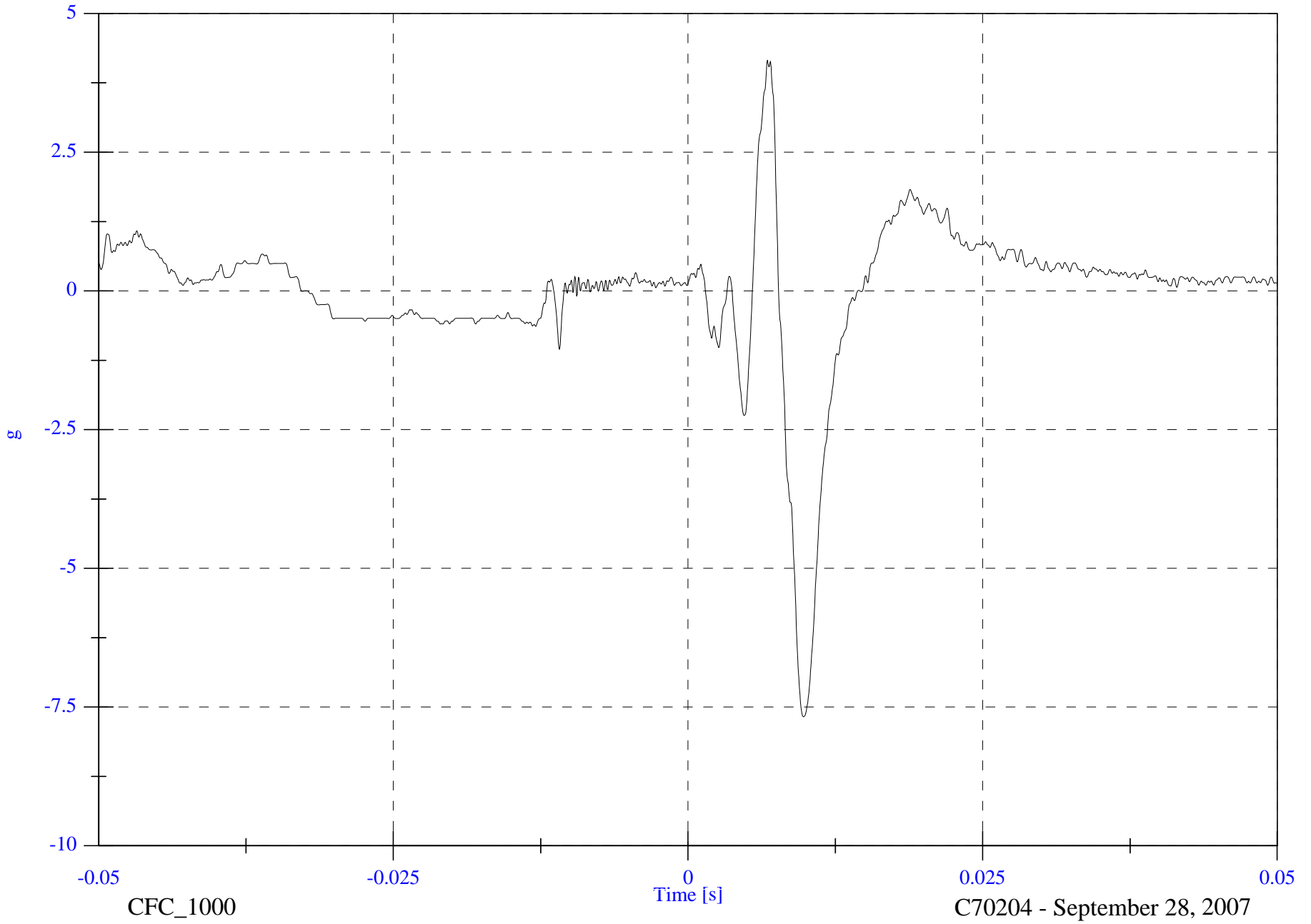
Headform Y Acceleration

Max: 4.2 [g] at 0.007 [s]

Min: -7.7 [g] at 0.010 [s]

C70204 PASSENGER SIDE OP2 IMPACT PLOT #2

8826-FMH-08



CFC\_1000

C70204 - September 28, 2007

FMVSS 201U 2007 Ford Edge

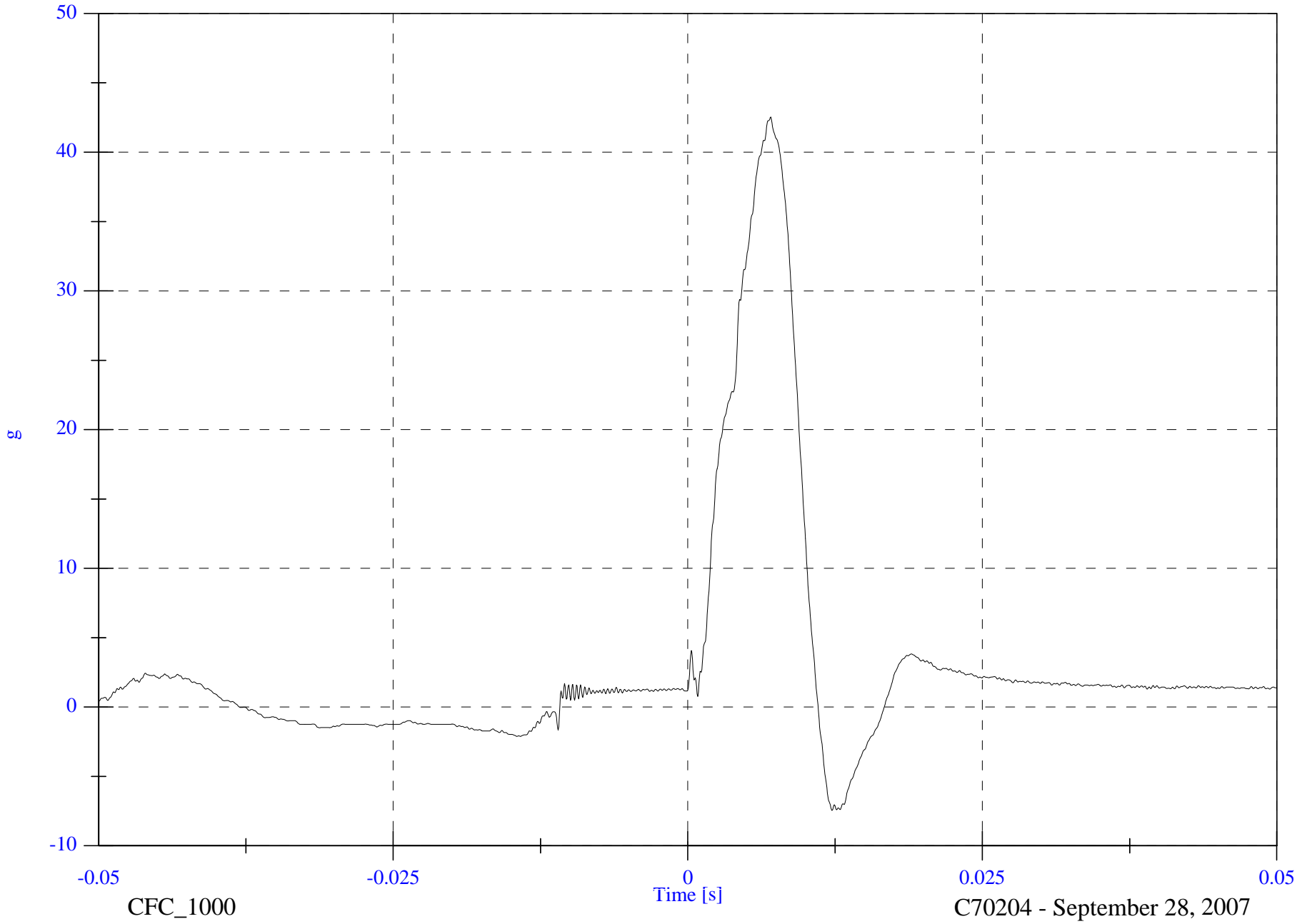
Headform Z Acceleration

Max: 42.5 [g] at 0.007 [s]

Min: -7.5 [g] at 0.012 [s]

C70204 PASSENGER SIDE OP2 IMPACT PLOT #3

8826-FMH-08



CFC\_1000

C70204 - September 28, 2007

FMVSS 201U 2007 Ford Edge

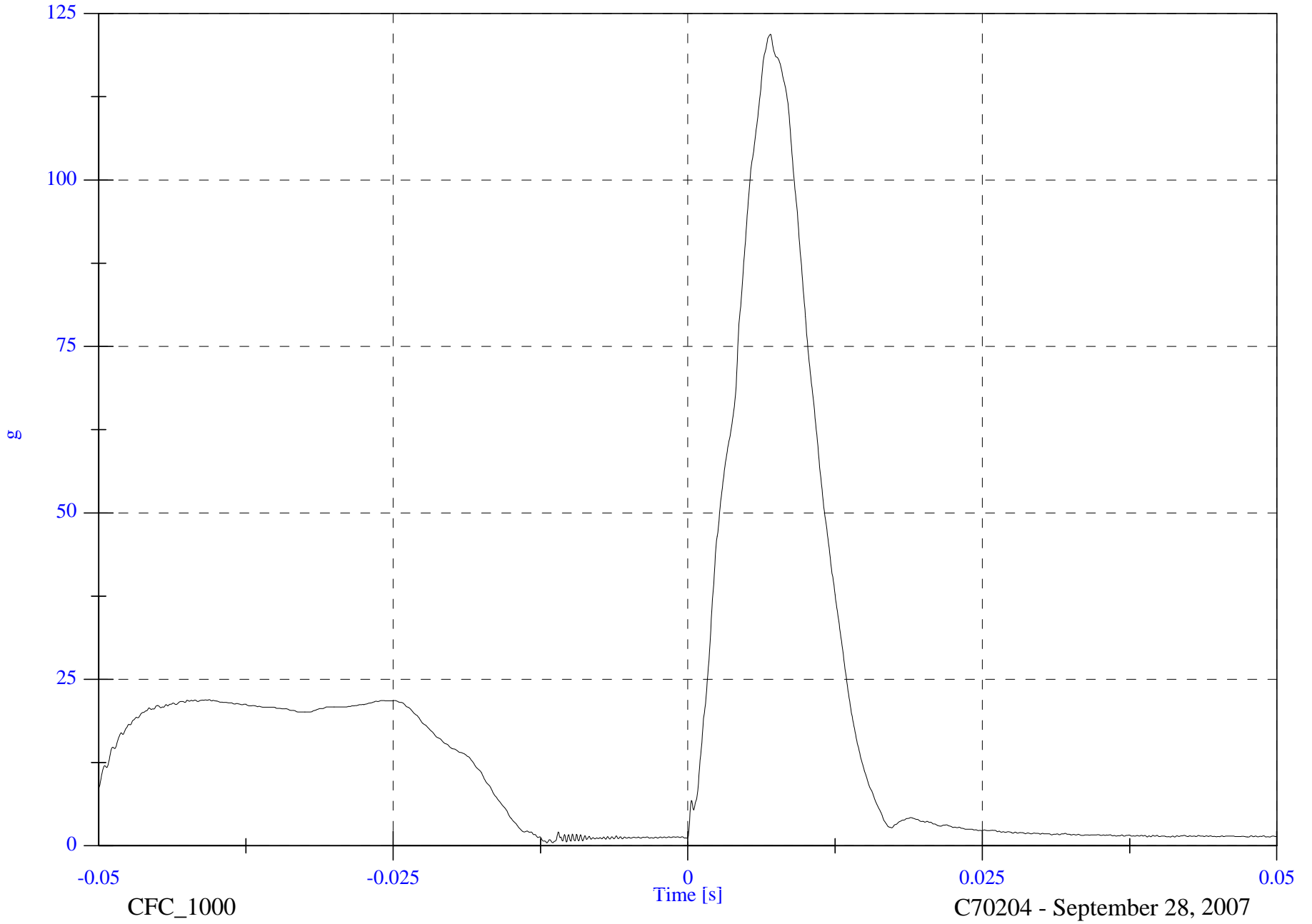
Headform Resultant

Max: 121.9 [g] at 0.007 [s]

Min: 0.4 [g] at -0.012 [s]

C70204 PASSENGER SIDE OP2 IMPACT PLOT #4

8826-FMH-08



CFC\_1000

C70204 - September 28, 2007

FMVSS 201U 2007 Ford Edge

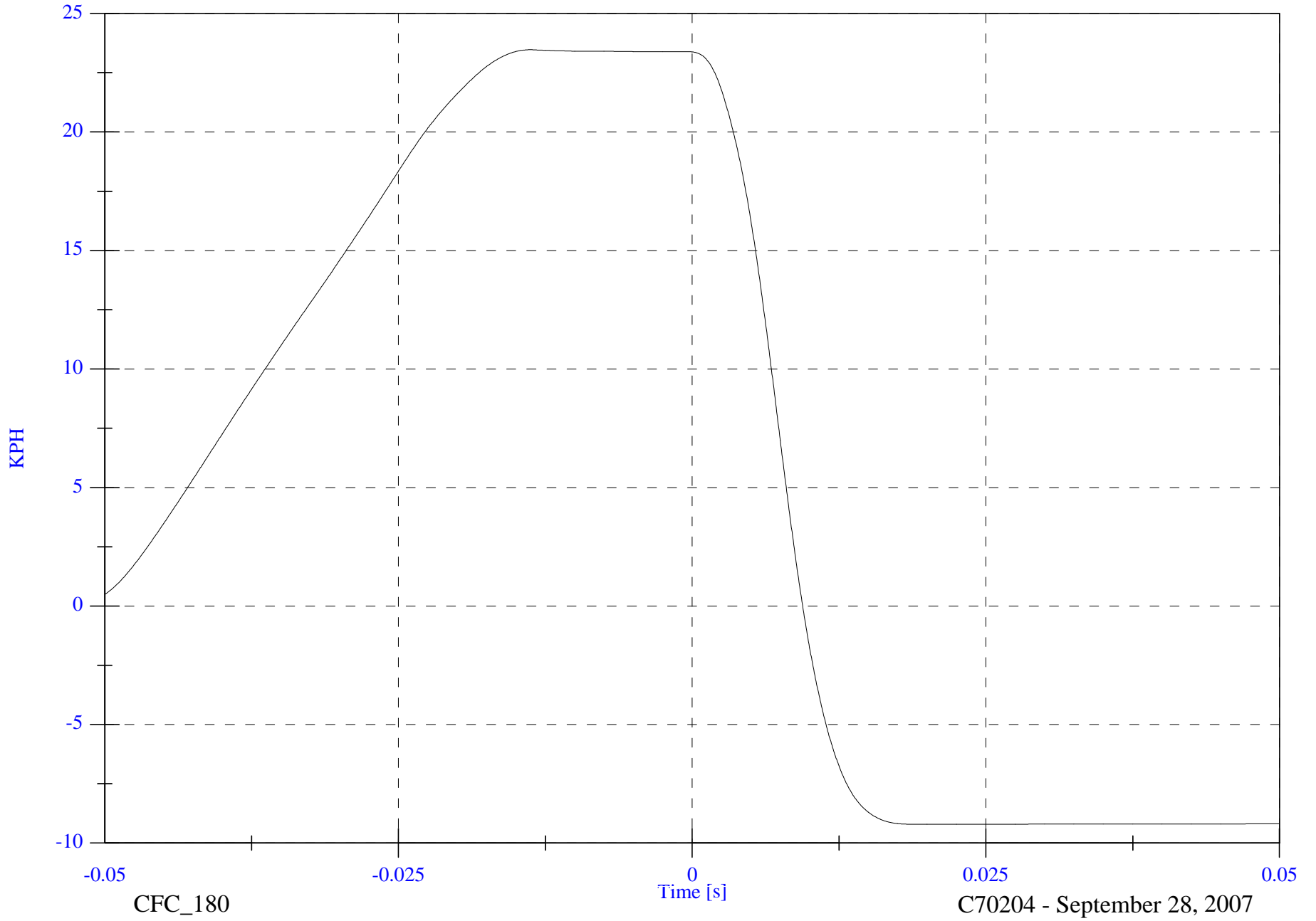
### Headform Velocity

Max: 23.5 [KPH] at -0.014 [s]

Min: -9.2 [KPH] at 0.019 [s]

C70204 PASSENGER SIDE OP2 IMPACT PLOT #5

8826-FMH-08



CFC\_180

C70204 - September 28, 2007



**PRE-IMPACT OP1**

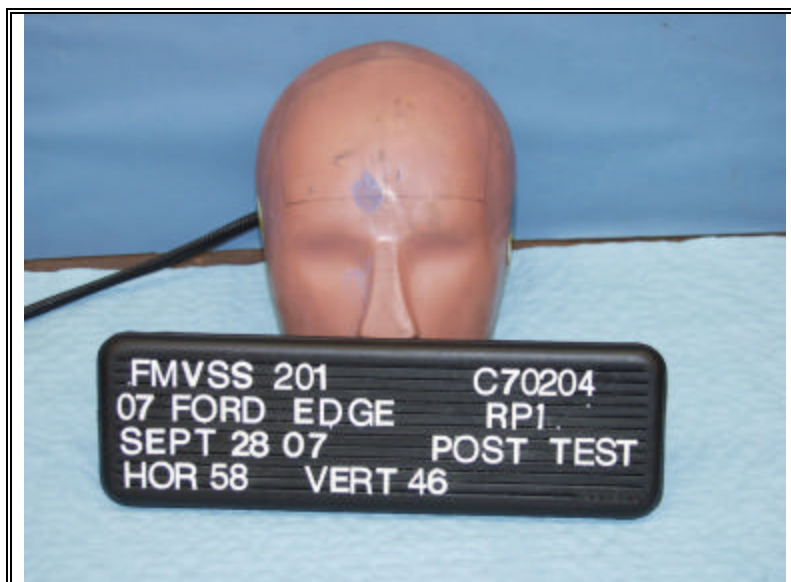


POST-IMPACT OPI

VEHICLE YEAR/MAKE/MODEL/STYLE:	2007 Ford Edge
VIN:	2FMDK36C07BB33893
DATE OF MANUFACTURE:	06/07(SEE CERTIFICATION LABEL)
COLOR:	Black

Test Number:	2
Test Date:	09/28/07
Target Location:	Rear Pillar
Target Code:	RP1
Horizontal Impact Angle:	58°
Vertical Impact Angle:	46°
Ambient Temperature:	22.0°C
Relative Humidity:	58%
Time of Impact:	11:37
Headform Number:	805

Impact Point Description (from lower midpoint on midsagittal line)					
On Centerline	10	<input checked="" type="checkbox"/>	mm right	<input type="checkbox"/>	mm left
On Centerline	0				mm up



POST-IMPACT RP1 HEADFORM

Free Motion HIC	206.2
HIC(d)	322
Impact Velocity (kph)	18.42
HIC T1 (msec)	8.9
HIC T2 (msec)	20.2



# FMVSS 201U 2007 Ford Edge C70204 - RP1

FMH Headform 0805

Location: RP1

Test Date: September 28, 2007

Work File: RP1

## -----TEST RESULTS-----

Lab Temperature: 22 C

HICd: 322.0

Lab Humidity: 58 %

HIC (36ms): 206.2

Velocity at Impact: 18.42 KPH

t1: 8.9 msec

t2: 20.2 msec

Free Flight Distance: 223.84 mm

Duration: 11.3 msec

Average Acceleration: 9.1 g

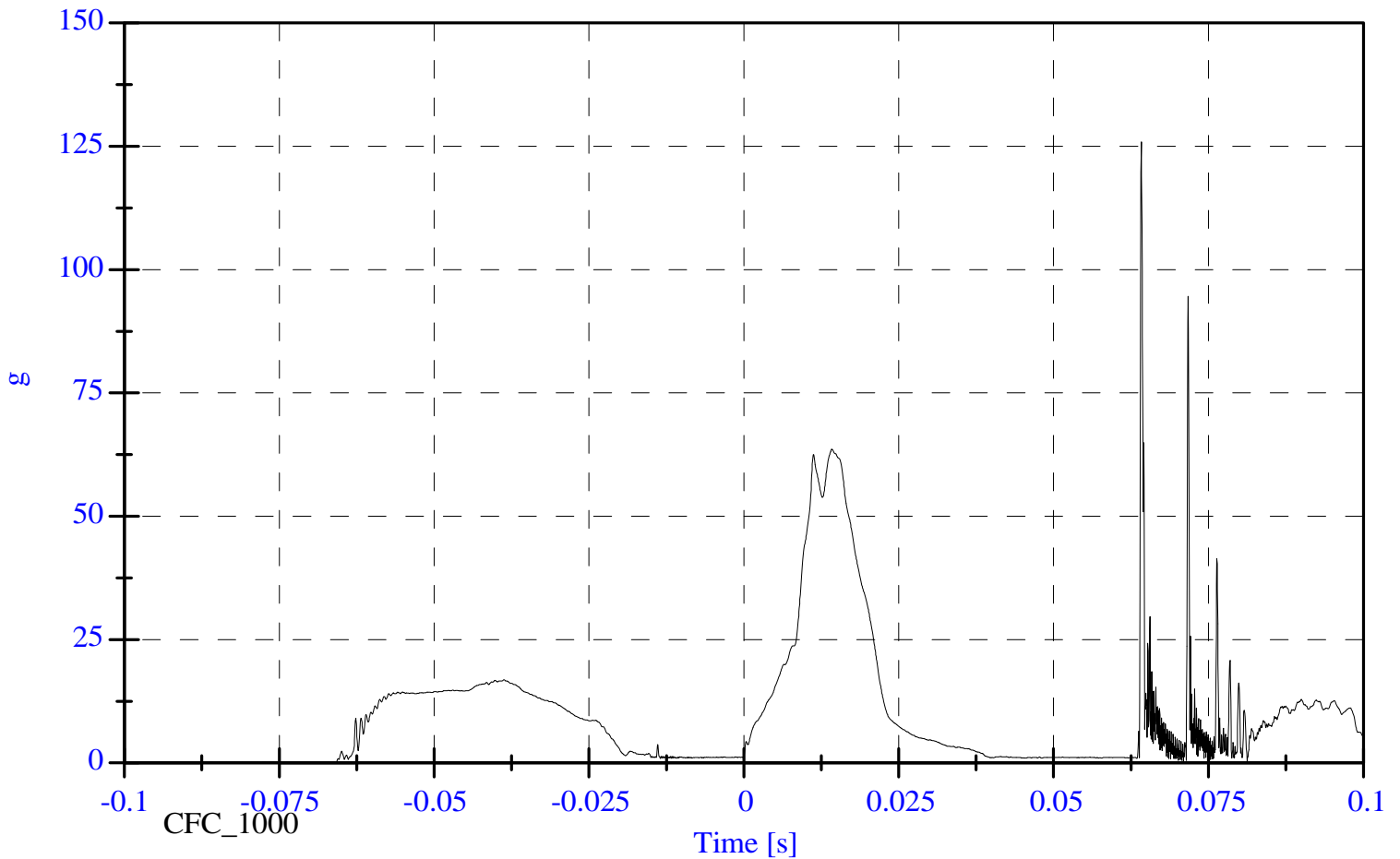
Maximum: 63.6 g

FMVSS 201U 2007 Ford Edge

Headform Resultant

Max: 63.6 [g] at 0.014 [s]

Min: 0.0 [g] at -0.097 [s]



FMVSS 201U 2007 Ford Edge

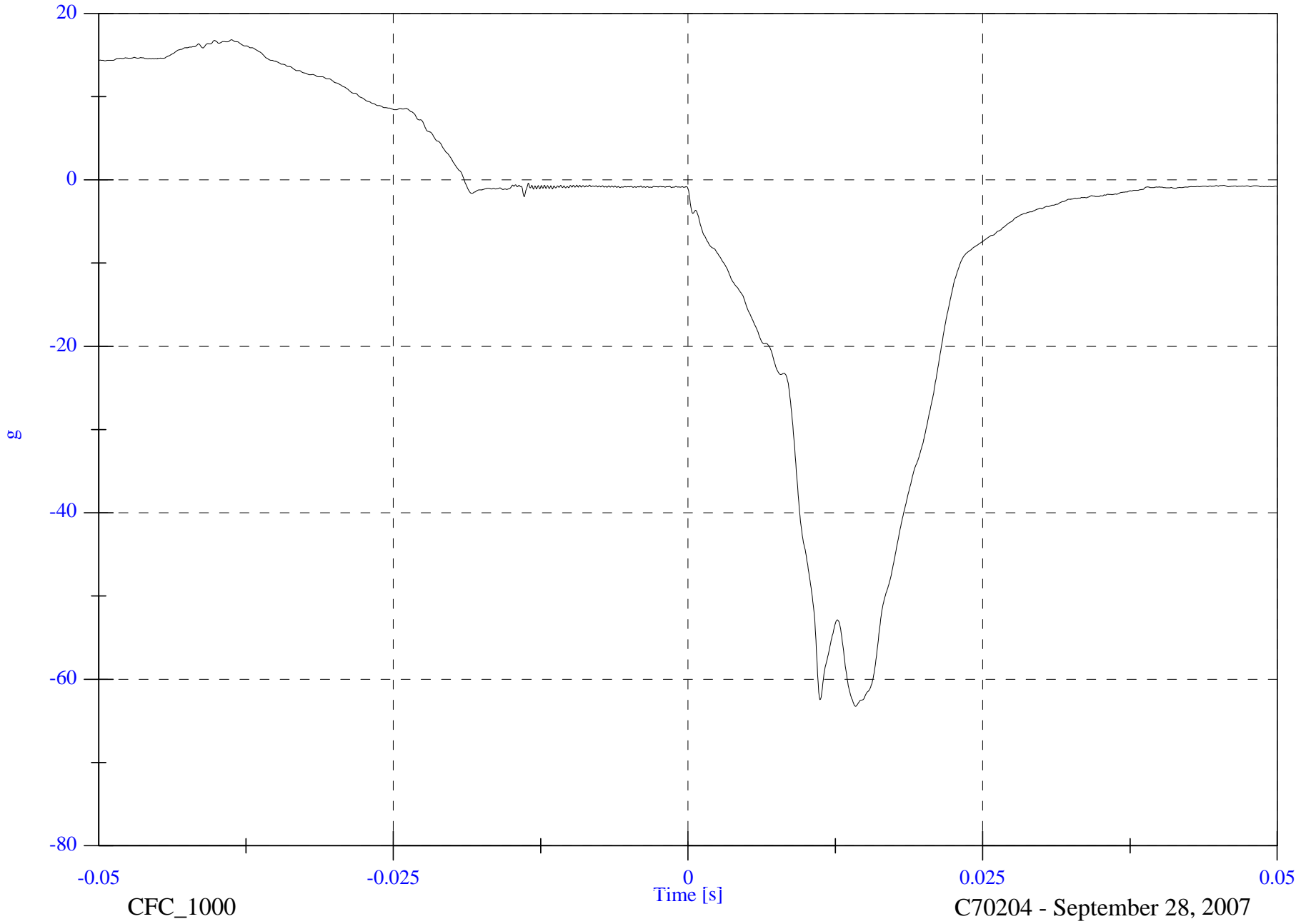
Headform X Acceleration

Max: 16.8 [g] at -0.039 [s]

Min: -63.2 [g] at 0.014 [s]

C70204 PASSENGER SIDE RPI IMPACT PLOT #1

8826-FMH-08



CFC\_1000

C70204 - September 28, 2007

FMVSS 201U 2007 Ford Edge

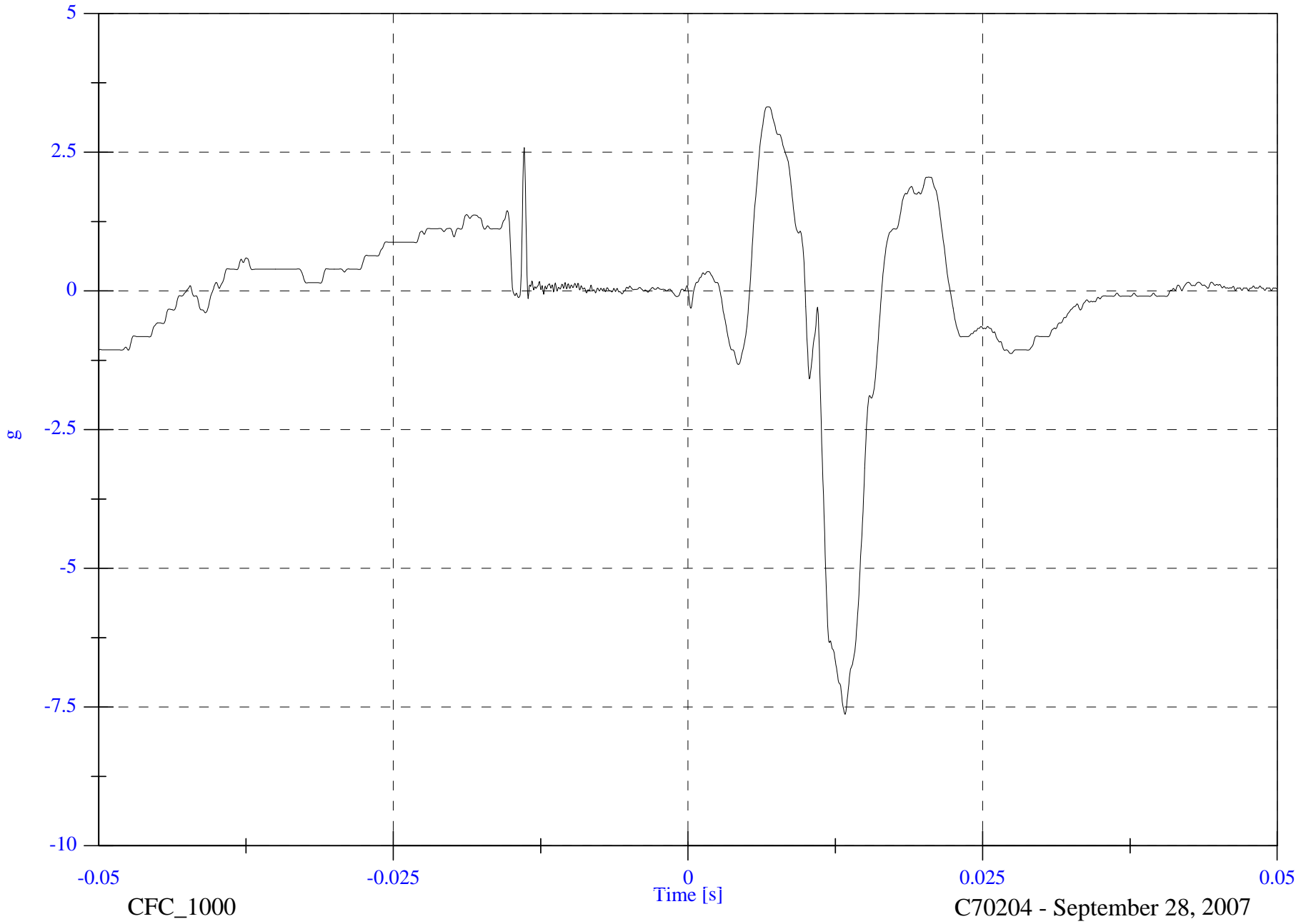
Headform Y Acceleration

Max: 3.3 [g] at 0.007 [s]

Min: -7.6 [g] at 0.013 [s]

C70204 PASSENGER SIDE RP1 IMPACT PLOT #2

8826-FMH-08



CFC\_1000

C70204 - September 28, 2007

FMVSS 201U 2007 Ford Edge

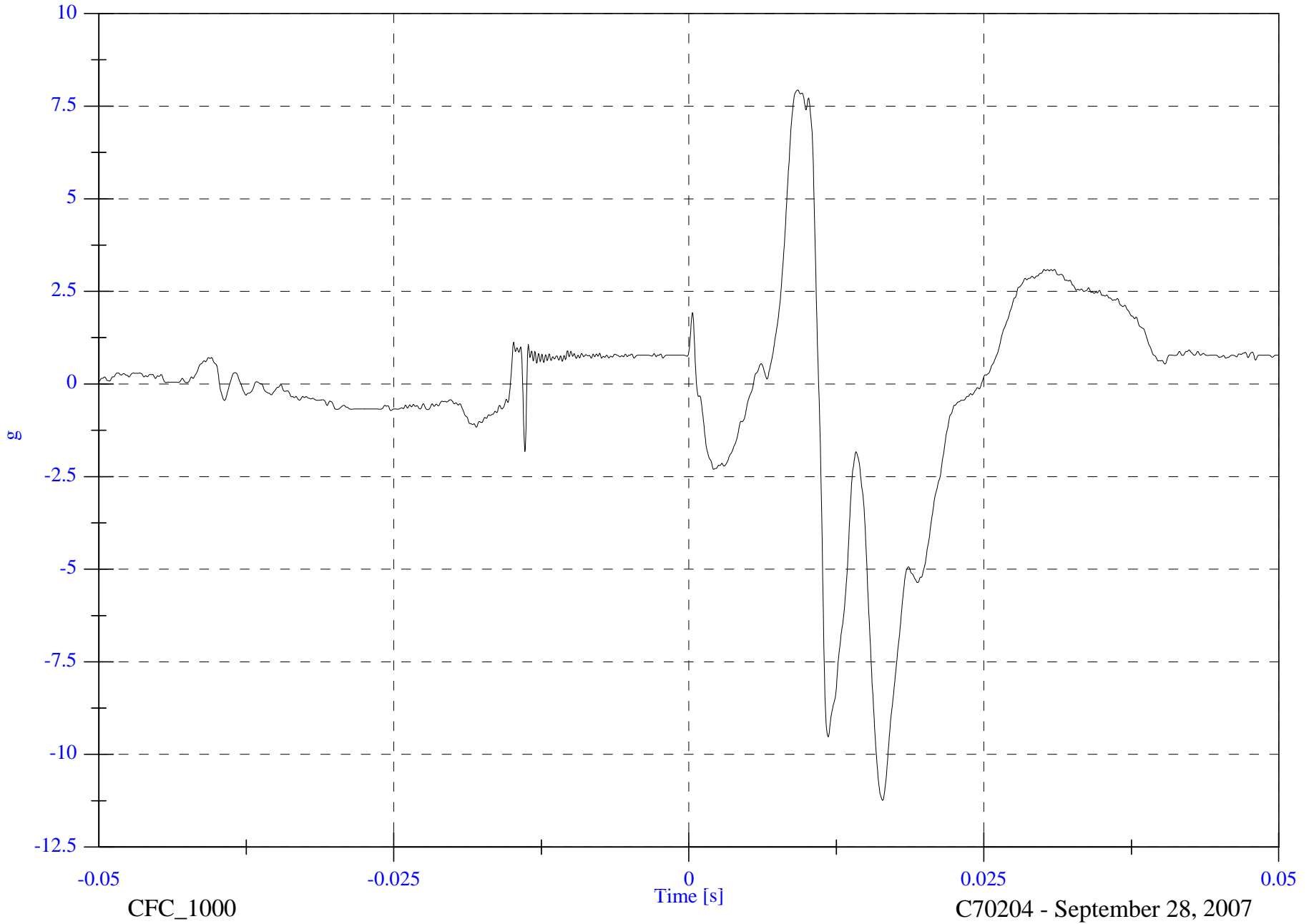
Headform Z Acceleration

Max: 7.9 [g] at 0.009 [s]

Min: -11.2 [g] at 0.016 [s]

C70204 PASSENGER SIDE RPI IMPACT PLOT #3

8826-FMH-08



CFC\_1000

C70204 - September 28, 2007

FMVSS 201U 2007 Ford Edge

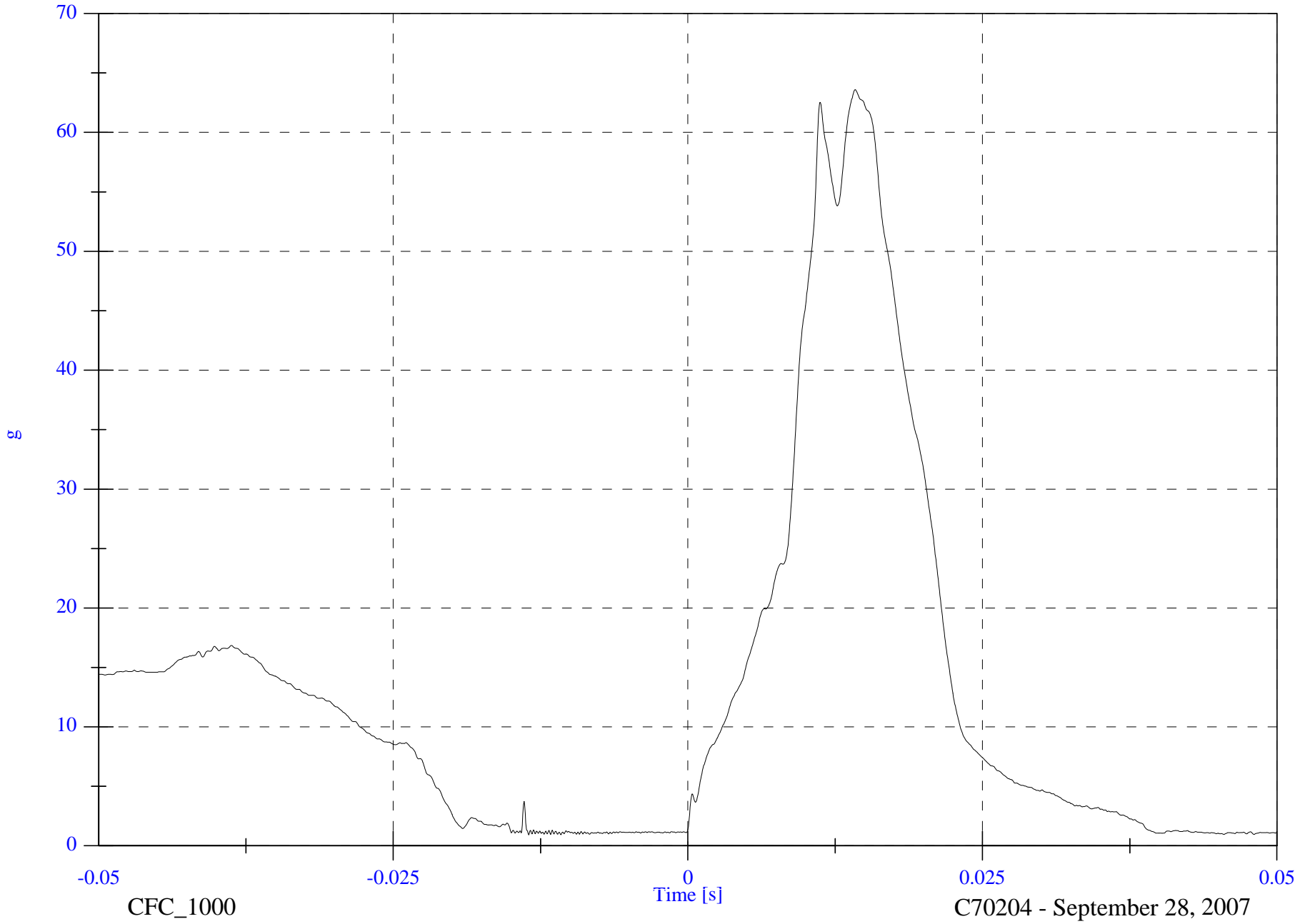
Headform Resultant

Max: 63.6 [g] at 0.014 [s]

Min: 0.9 [g] at -0.013 [s]

C70204 PASSENGER SIDE RPI IMPACT PLOT #4

8826-FMH-08



CFC\_1000

C70204 - September 28, 2007

FMVSS 201U 2007 Ford Edge

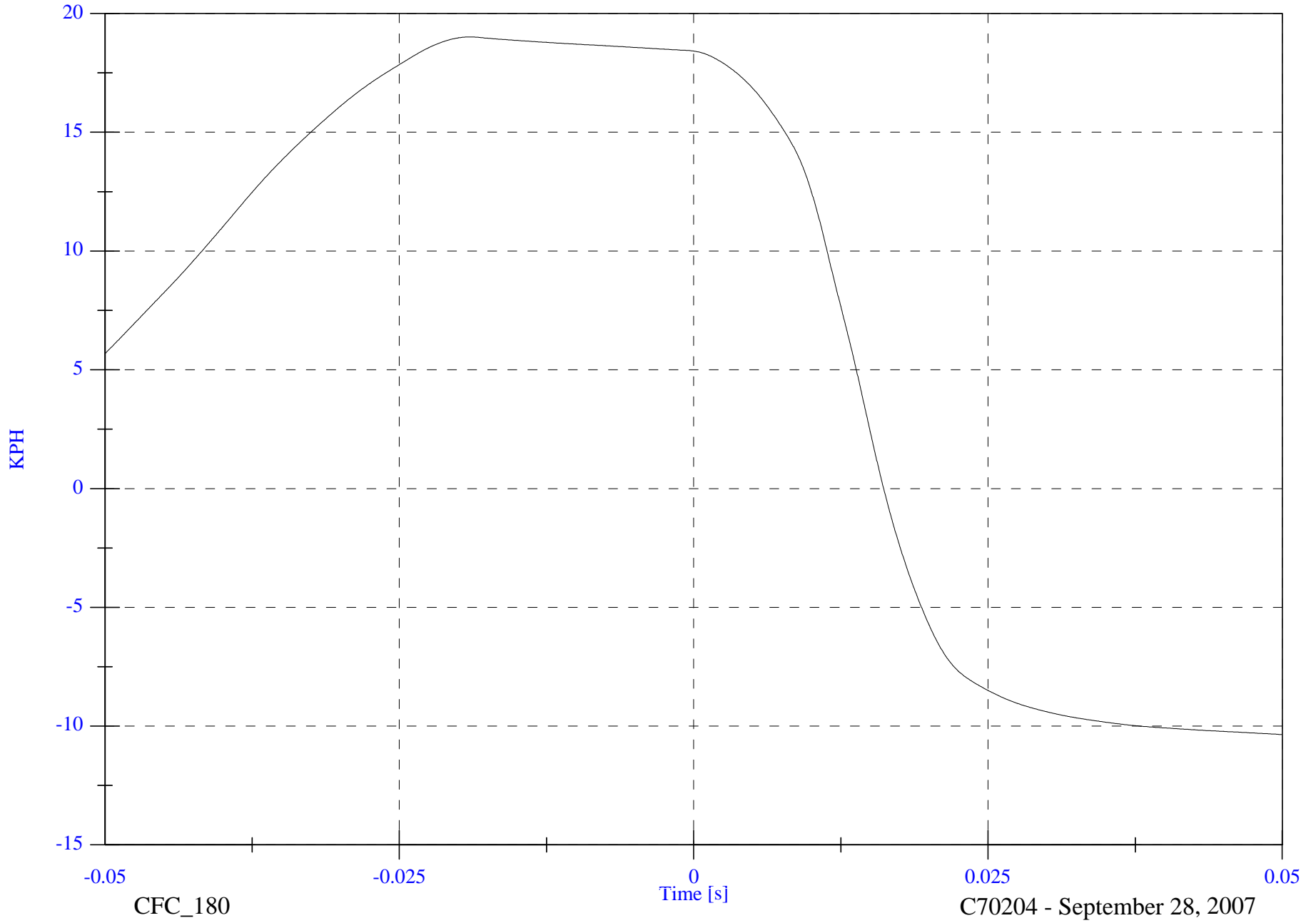
### Headform Velocity

Max: 19.0 [KPH] at -0.019 [s]

Min: -10.4 [KPH] at 0.050 [s]

C70204 PASSENGER SIDE RPI IMPACT PLOT #5

8826-FMH-08



CFC\_180

Time [s]

C70204 - September 28, 2007



**PRE-IMPACT RP1**



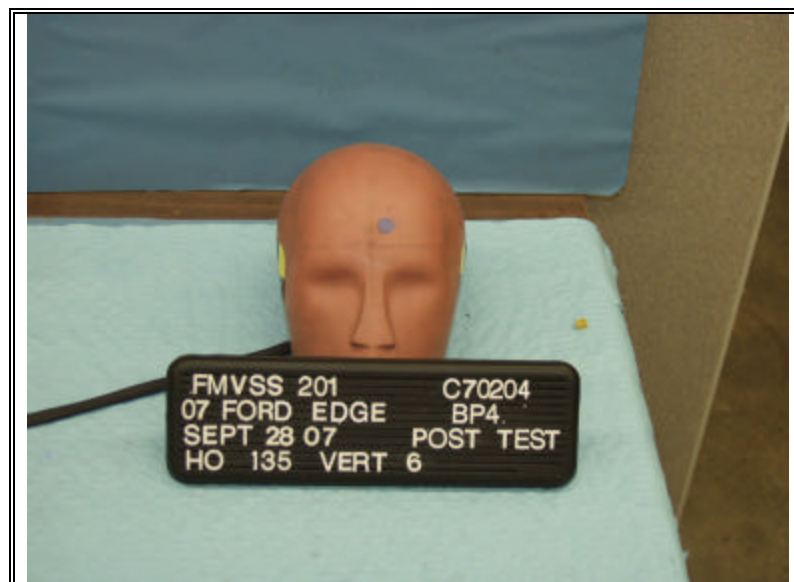
**POST-IMPACT RPI**



VEHICLE YEAR/MAKE/MODEL/STYLE:	2007 Ford Edge
VIN:	2FMDK36C07BB33893
DATE OF MANUFACTURE:	06/07(SEE CERTIFICATION LABEL)
COLOR:	Black

Test Number:	3
Test Date:	09/28/07
Target Location:	B Pillar
Target Code:	BP4
Horizontal Impact Angle:	135°
Vertical Impact Angle:	6°
Ambient Temperature:	22.0°C
Relative Humidity:	58%
Time of Impact:	13:57
Headform Number:	1255

Impact Point Description (from lower midpoint on midsagittal line)			
On Centerline	9	<input type="checkbox"/>	mm right <input checked="" type="checkbox"/> mm left
On Centerline	16		mm up



POST-IMPACT BP4 HEADFORM

Free Motion HIC	670.2
HIC(d)	672
Impact Velocity (kph)	23.42
HIC T1 (msec)	2.5
HIC T2 (msec)	8.2

# FMVSS 201U 2007 Ford Edge C70204 - BP4

FMH Headform 1255

Location: BP4

Test Date: September 28, 2007

Work File: BP4

## -----TEST RESULTS-----

Lab Temperature: 22 C

HICd: 672.0

Lab Humidity: 58 %

HIC (36ms): 670.2

Velocity at Impact: 23.42 KPH

t1: 2.5 msec

t2: 8.2 msec

Free Flight Distance: 215.12 mm

Duration: 5.7 msec

Average Acceleration: 8.9 g

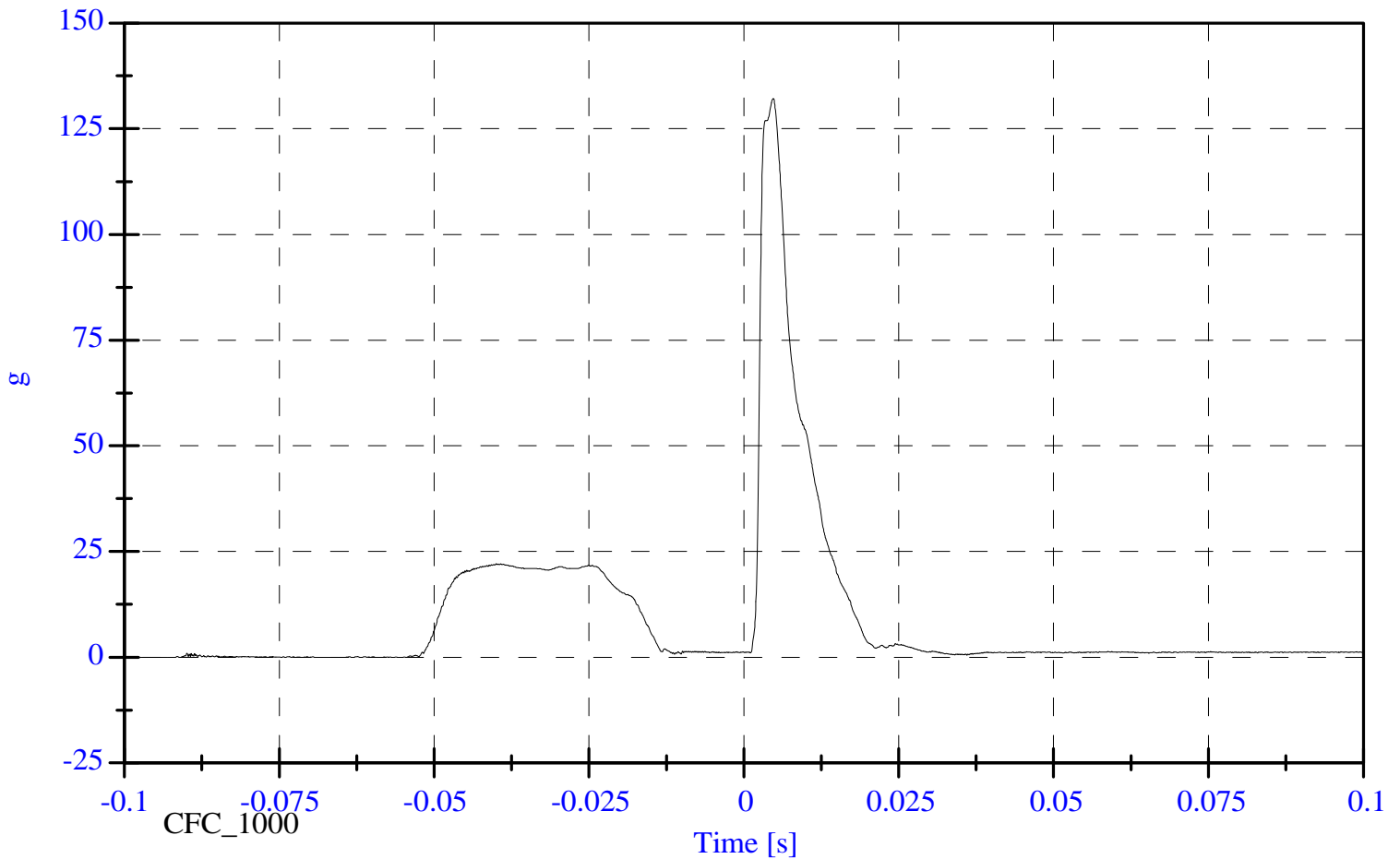
Maximum: 132.2 g

FMVSS 201U 2007 Ford Edge

Headform Resultant

Max: 132.2 [g] at 0.005 [s]

Min: -0.0 [g] at -0.098 [s]

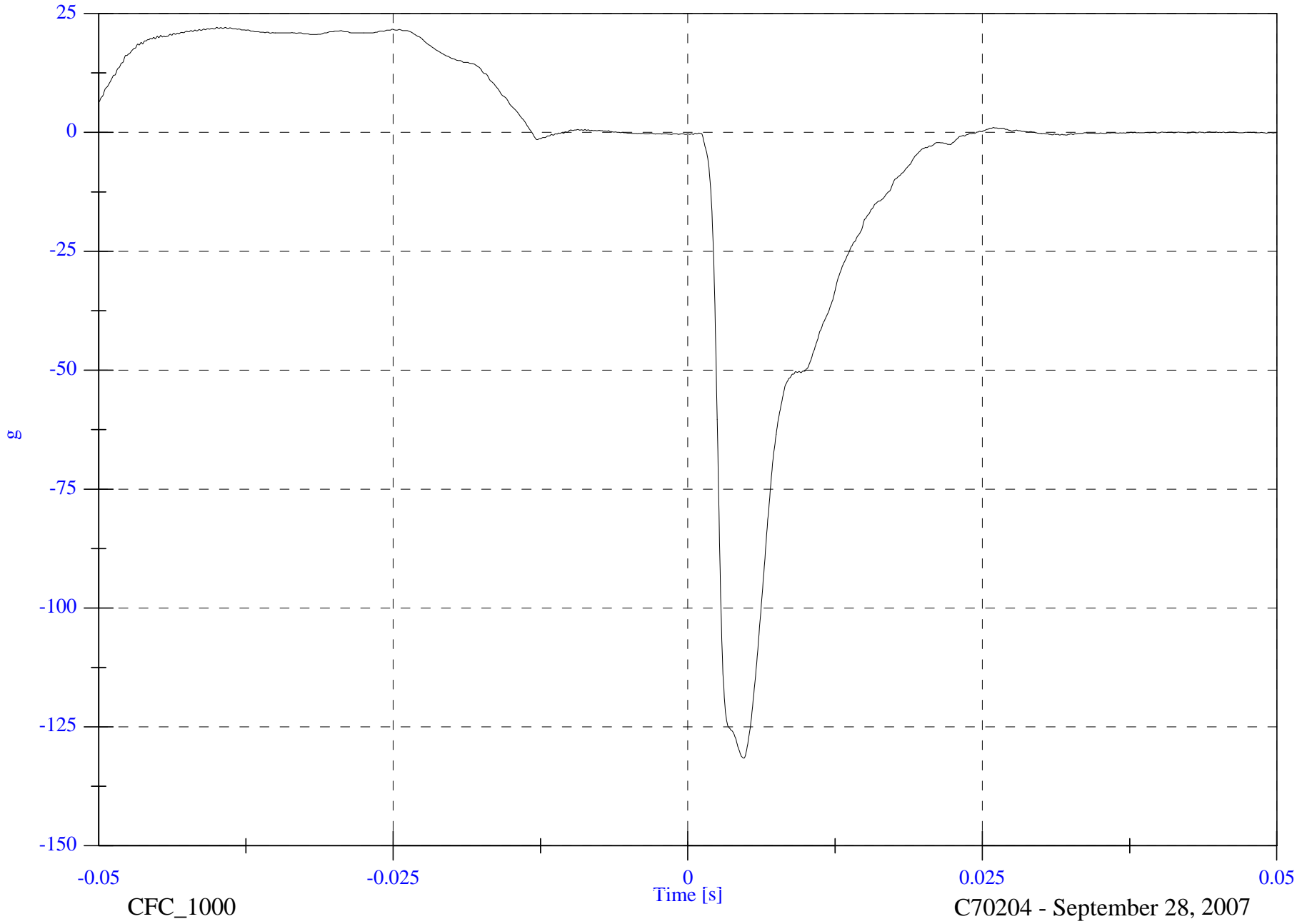


FMVSS 201U 2007 Ford Edge

Headform X Acceleration

Max: 22.1 [g] at -0.040 [s]

Min: -131.6 [g] at 0.005 [s]



C70204 PASSENGER SIDE BP4 IMPACT PLOT #1

8826-FMH-08

CFC\_1000

C70204 - September 28, 2007

FMVSS 201U 2007 Ford Edge

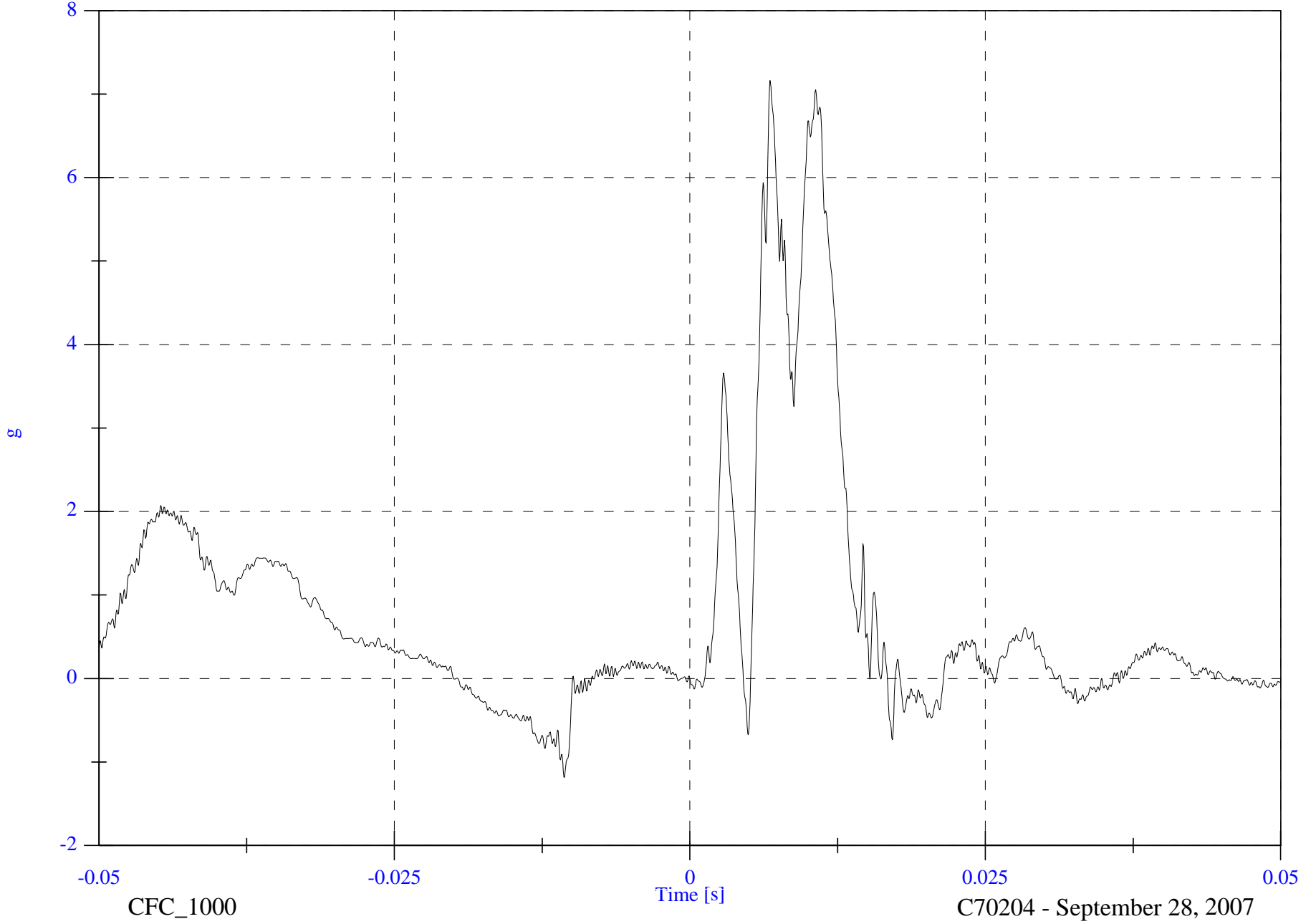
Headform Y Acceleration

Max: 7.2 [g] at 0.007 [s]

Min: -1.2 [g] at -0.011 [s]

C70204 PASSENGER SIDE BP4 IMPACT PLOT #2

8826-FMH-08



CFC\_1000

C70204 - September 28, 2007

FMVSS 201U 2007 Ford Edge

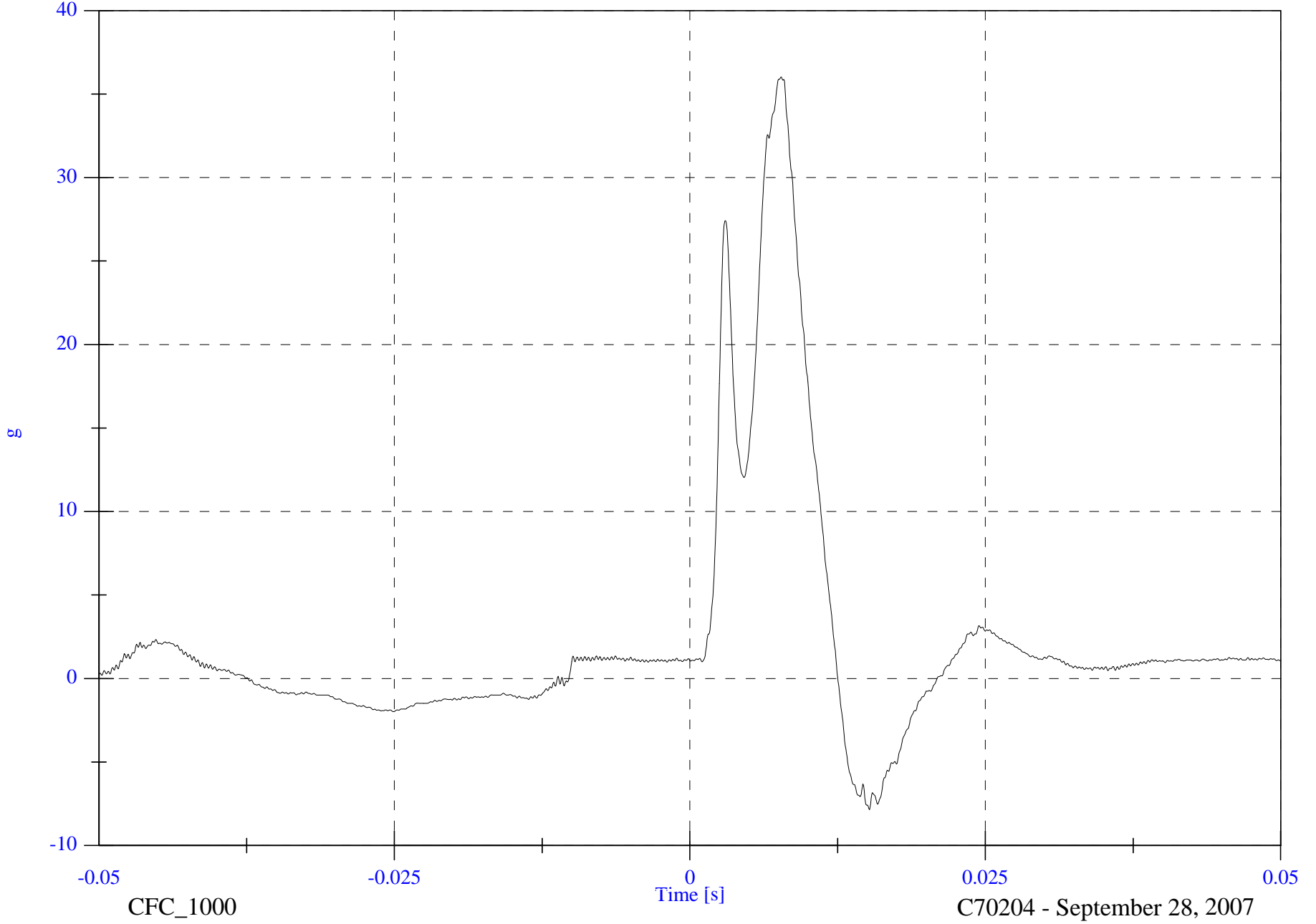
Headform Z Acceleration

Max: 36.0 [g] at 0.008 [s]

Min: -7.8 [g] at 0.015 [s]

C70204 PASSENGER SIDE BP4 IMPACT PLOT #3

8826-FMH-08



FMVSS 201U 2007 Ford Edge

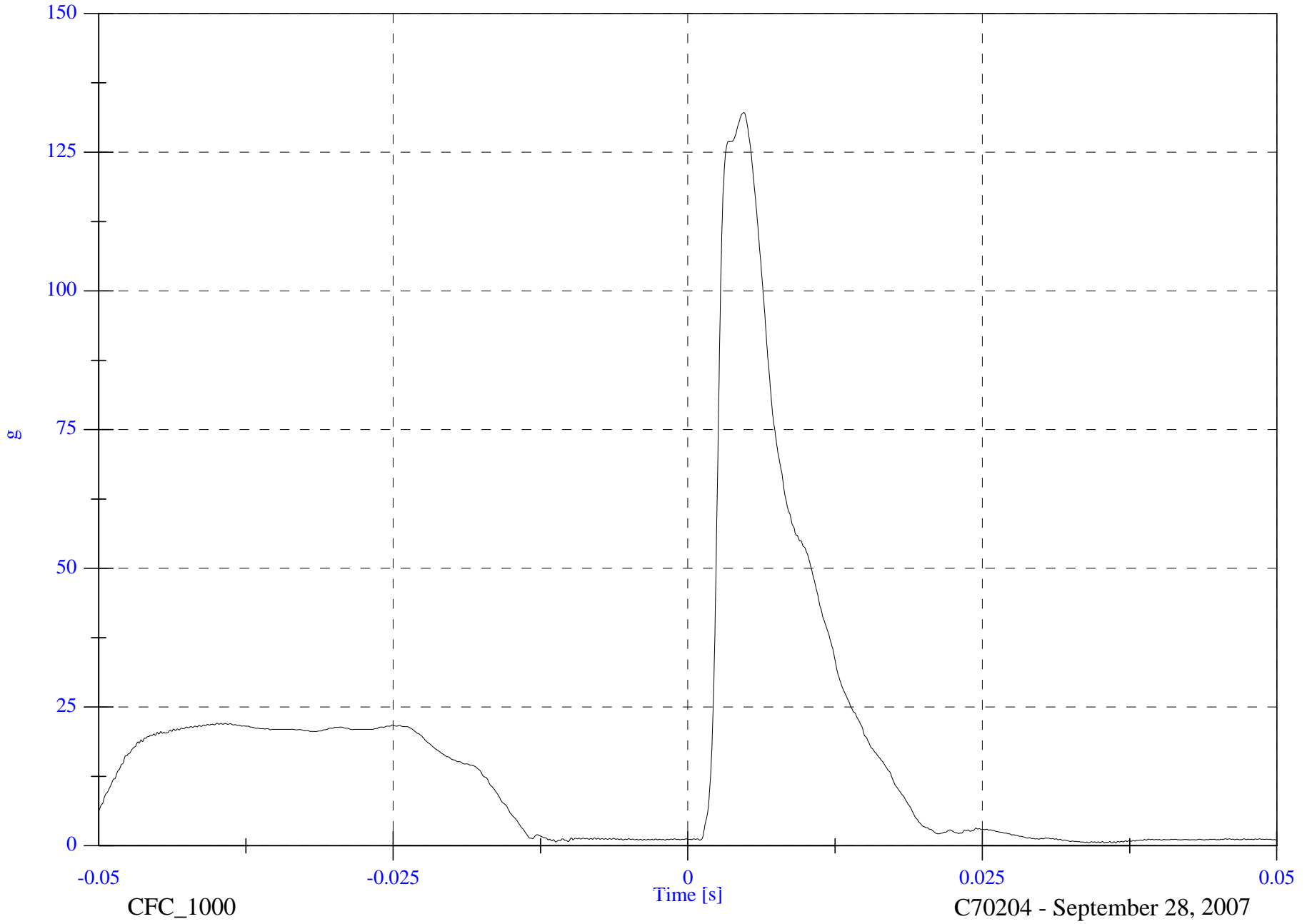
Headform Resultant

Max: 132.2 [g] at 0.005 [s]

Min: 0.5 [g] at 0.036 [s]

C70204 PASSENGER SIDE BP4 IMPACT PLOT #4

8826-FMH-08



CFC\_1000

C70204 - September 28, 2007

FMVSS 201U 2007 Ford Edge

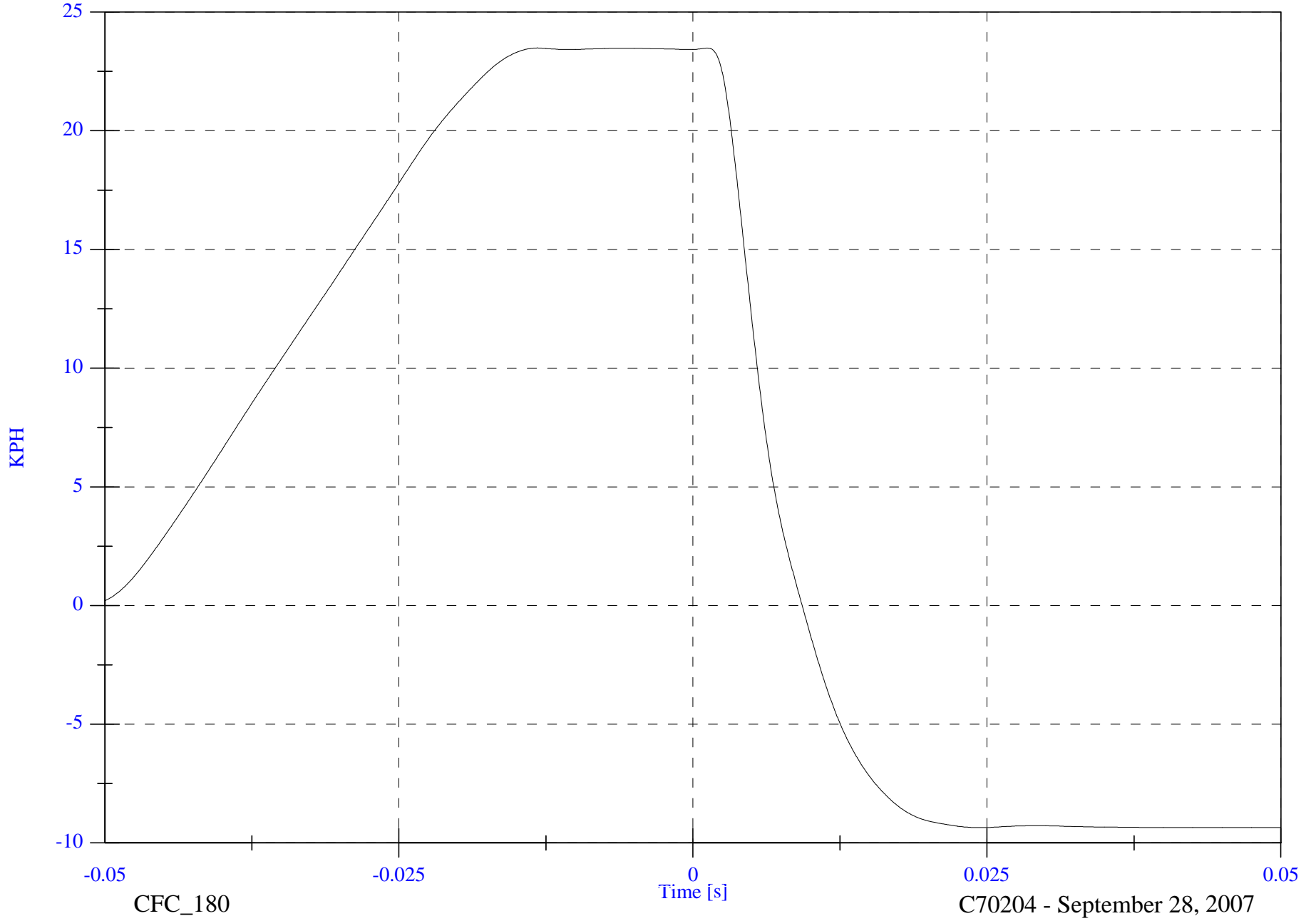
### Headform Velocity

Max: 23.5 [KPH] at -0.013 [s]

Min: -9.4 [KPH] at 0.050 [s]


C70204 PASSENGER SIDE BP4 IMPACT PLOT #5

8826-FMH-08



CFC\_180

C70204 - September 28, 2007



PRE-IMPACT BP4





**POST-IMPACT BP4**

VEHICLE YEAR/MAKE/MODEL/STYLE:	2007 Ford Edge
VIN:	2FMDK36C07BB33893
DATE OF MANUFACTURE:	06/07(SEE CERTIFICATION LABEL)
COLOR:	Black

Test Number:	4
Test Date:	09/28/07
Target Location:	B Pillar
Target Code:	BP3
Horizontal Impact Angle:	82°
Vertical Impact Angle:	(4)°
Ambient Temperature:	22.0°C
Relative Humidity:	58%
Time of Impact:	14:48
Headform Number:	642

Impact Point Description (from lower midpoint on midsagittal line)			
On Centerline	3	<input type="checkbox"/>	mm right <input checked="" type="checkbox"/> mm left
On Centerline	5		mm up



POST-IMPACT BP3 HEADFORM

Free Motion HIC	587.9
HIC(d)	609.9
Impact Velocity (kph)	23.6
HIC T1 (msec)	2.7
HIC T2 (msec)	10.8

# FMVSS 201U 2007 Ford Edge C70204 - BP3

FMH Headform 0642

Location: BP3

Test Date: September 28, 2007

Work File: BP3

## -----TEST RESULTS-----

Lab Temperature: 22 C

HICd: 609.9

Lab Humidity: 58 %

HIC (36ms): 587.9

Velocity at Impact: 23.60 KPH

t1: 2.7 msec

t2: 10.8 msec

Free Flight Distance: 211.52 mm

Duration: 8.0 msec

Average Acceleration: 8.8 g

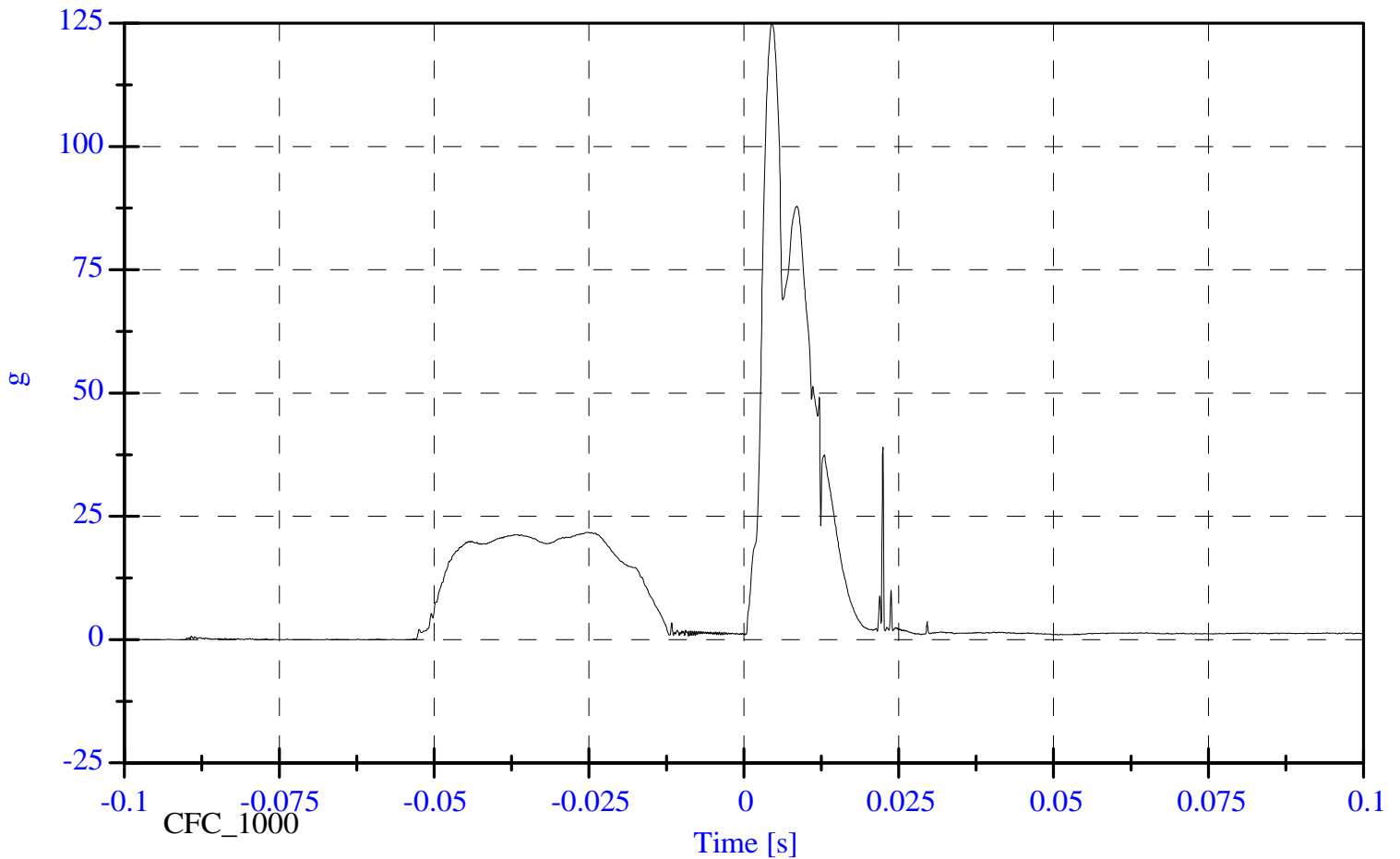
Maximum: 125.0 g

FMVSS 201U 2007 Ford Edge

Headform Resultant

Max: 125.0 [g] at 0.005 [s]

Min: -0.0 [g] at -0.099 [s]

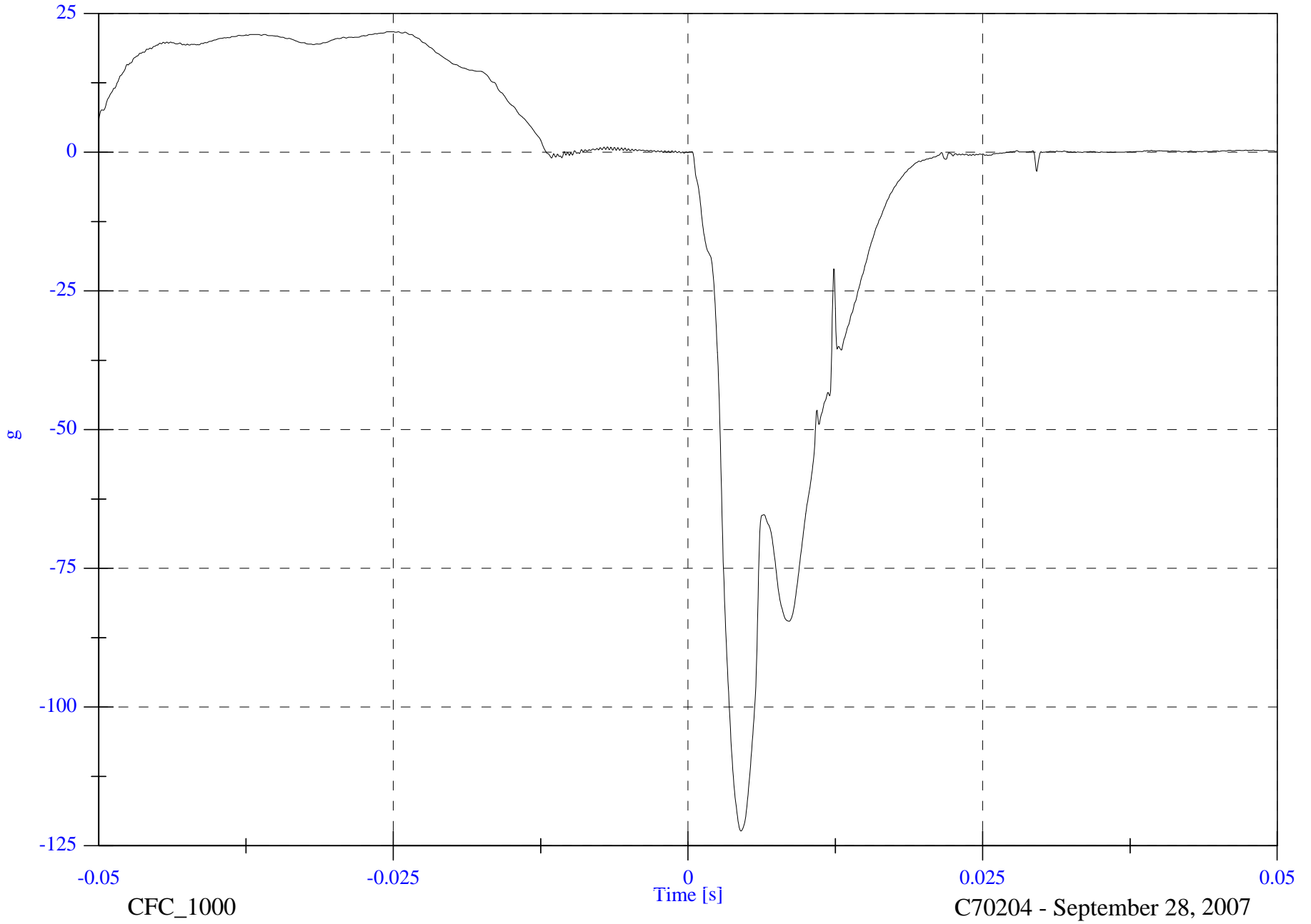


FMVSS 201U 2007 Ford Edge

### Headform X Acceleration

Max: 21.7 [g] at -0.025 [s]

Min: -122.4 [g] at 0.004 [s]



C70204 BP3 IMPACT PLOT #1

8826-FMH-08

CFC\_1000

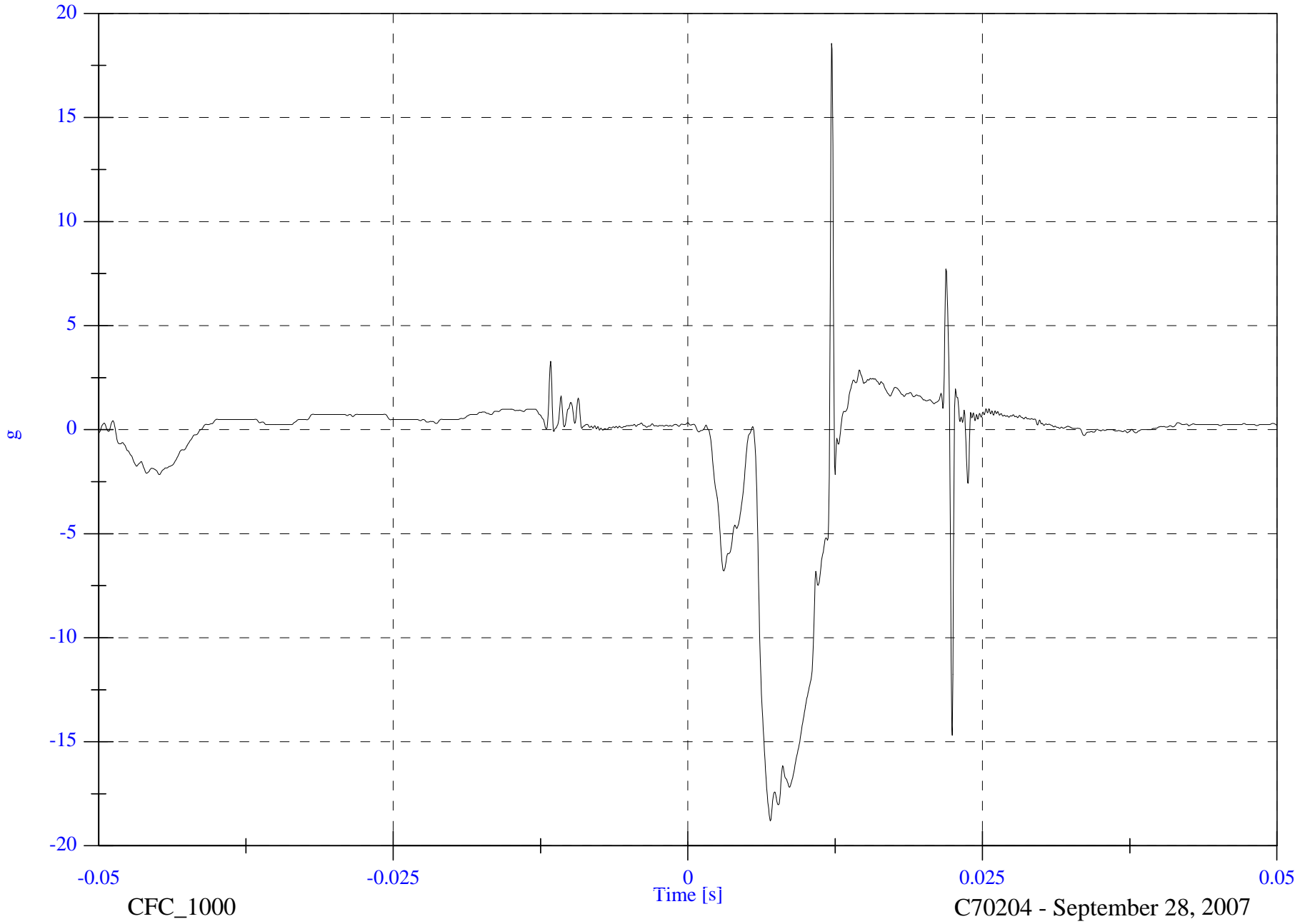
C70204 - September 28, 2007

FMVSS 201U 2007 Ford Edge

Headform Y Acceleration

Max: 18.6 [g] at 0.012 [s]

Min: -18.8 [g] at 0.007 [s]



C70204 BP3 IMPACT PLOT #2

8826-FMH-08

CFC\_1000

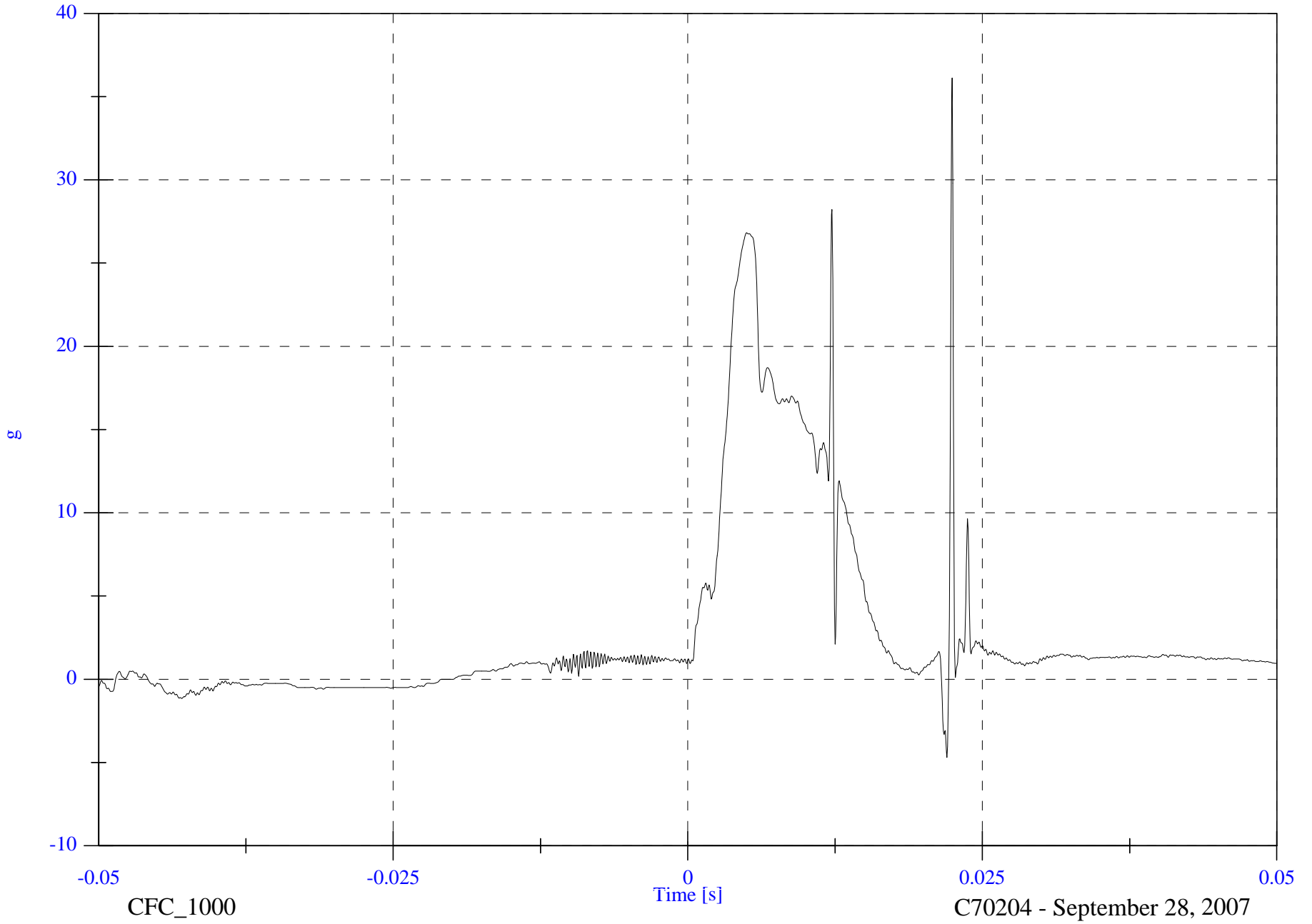
C70204 - September 28, 2007

FMVSS 201U 2007 Ford Edge

Headform Z Acceleration

Max: 36.1 [g] at 0.022 [s]

Min: -4.7 [g] at 0.022 [s]



C70204 BP3 IMPACT PLOT #3

8826-FMH-08

CFC\_1000

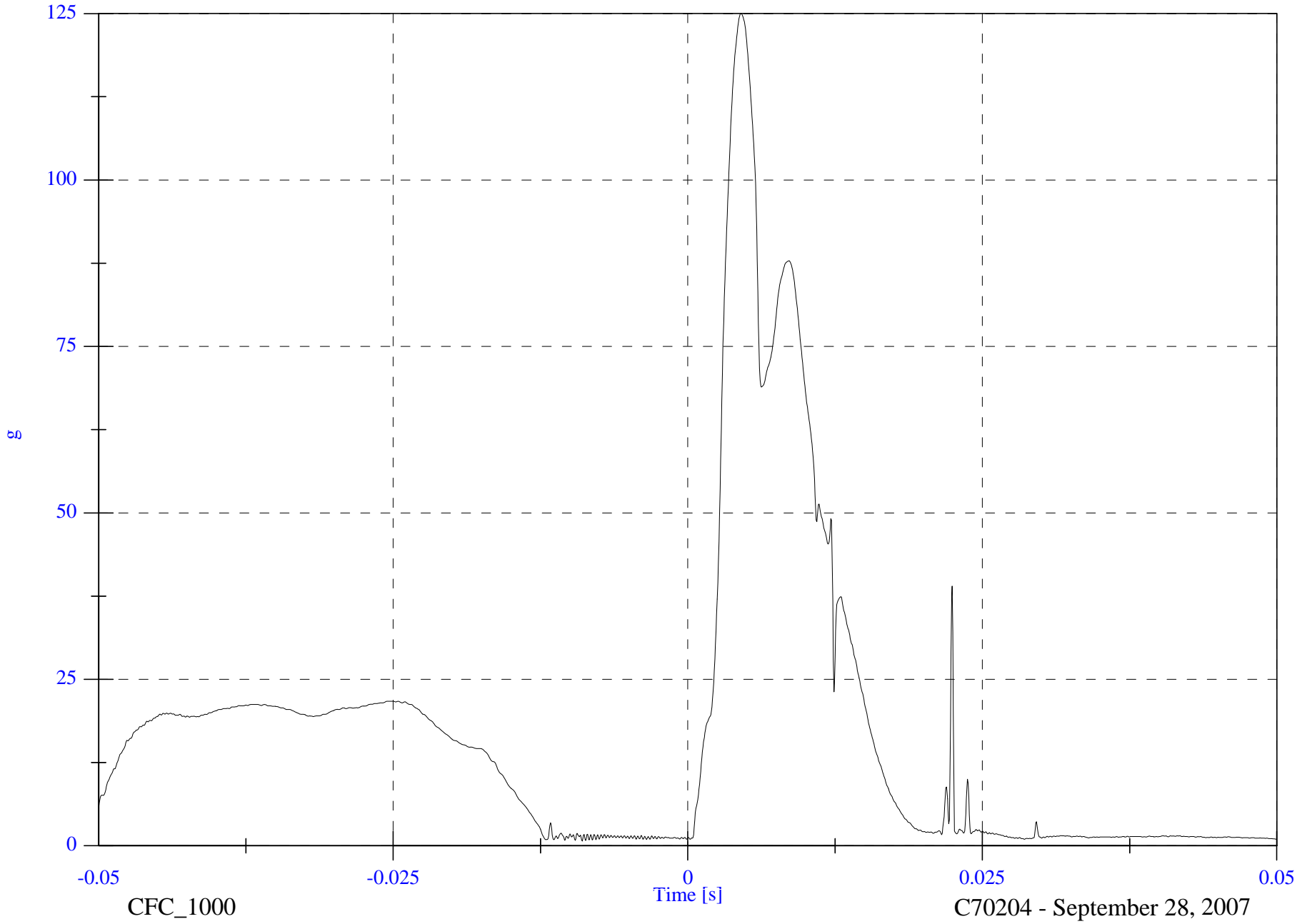
C70204 - September 28, 2007

FMVSS 201U 2007 Ford Edge

Headform Resultant

Max: 125.0 [g] at 0.005 [s]

Min: 0.7 [g] at -0.009 [s]



C70204 BP3 IMPACT PLOT #4

8826-FMH-08

CFC\_1000

C70204 - September 28, 2007

FMVSS 201U 2007 Ford Edge

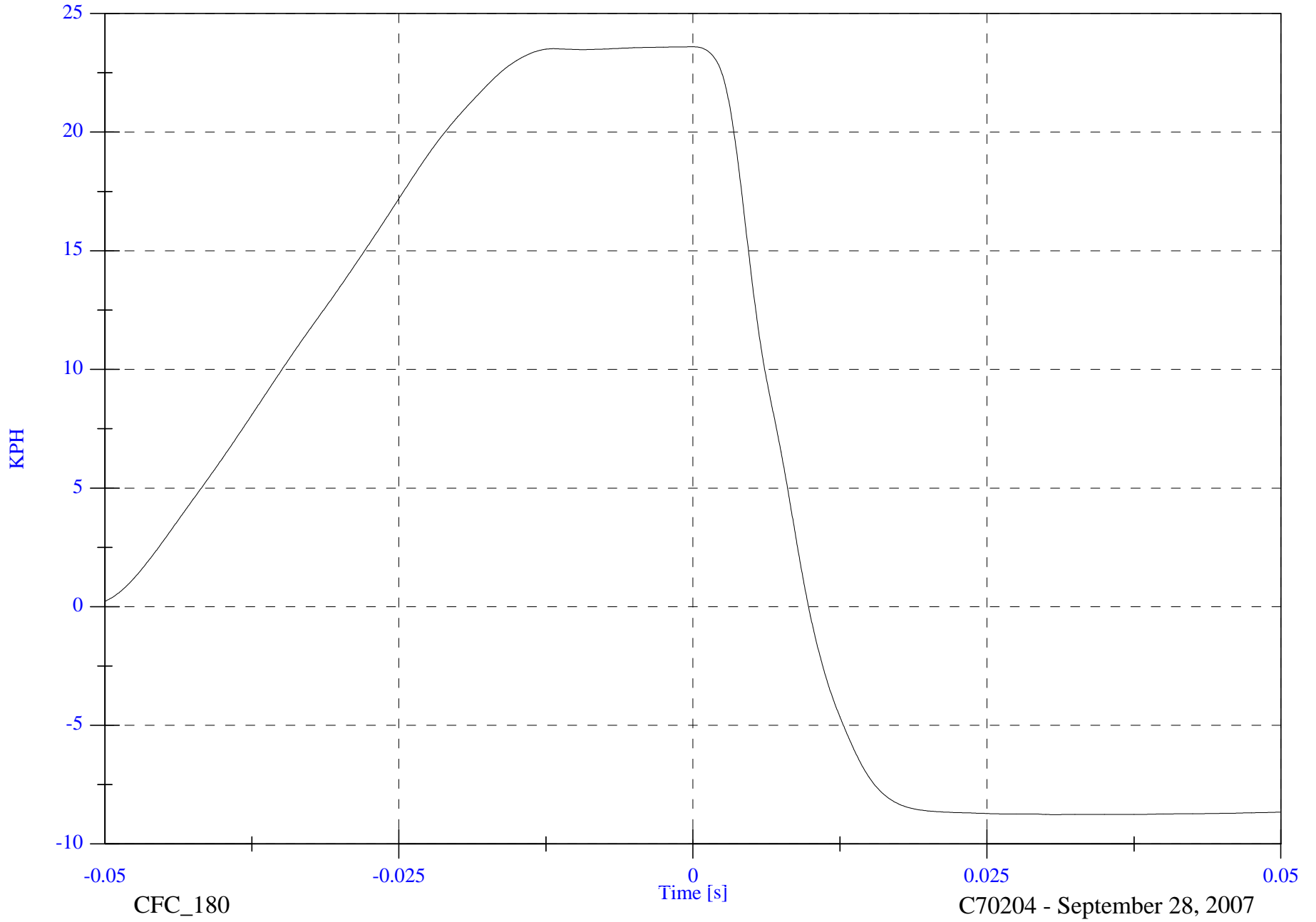
### Headform Velocity

Max: 23.6 [KPH] at -0.000 [s]

Min: -8.8 [KPH] at 0.031 [s]

C70204 BP3 IMPACT PLOT #5

8826-FMH-08



CFC\_180

C70204 - September 28, 2007





PRE-IMPACT BP3



POST-IMPACT BP3

VEHICLE YEAR/MAKE/MODEL/STYLE:	2007 Ford Edge
VIN:	2FMDK36C07BB33893
DATE OF MANUFACTURE:	06/07(SEE CERTIFICATION LABEL)
COLOR:	Black

Test Number:	5
Test Date:	09/28/07
Target Location:	B Pillar
Target Code:	BP1
Horizontal Impact Angle:	90°
Vertical Impact Angle:	32°
Ambient Temperature:	22.0°C
Relative Humidity:	55%
Time of Impact:	15:18
Headform Number:	355

Impact Point Description (from lower midpoint on midsagittal line)					
On Centerline	2	<input checked="" type="checkbox"/>	mm right	<input type="checkbox"/>	mm left
On Centerline	53				mm up



POST-IMPACT BP1 HEADFORM

Free Motion HIC	289.3
HIC(d)	384.7
Impact Velocity (kph)	18.34
HIC T1 (msec)	5.8
HIC T2 (msec)	15.9

# FMVSS 201U 2007 Ford Edge C70204 - BP1

FMH Headform 0355

Location: BP1

Test Date: September 28, 2007

Work File: BP1

## -----TEST RESULTS-----

Lab Temperature: 22 C

HICd: 384.7

Lab Humidity: 55 %

HIC (36ms): 289.3

Velocity at Impact: 18.34 KPH

t1: 5.8 msec

t2: 15.9 msec

Free Flight Distance: 226.97 mm

Duration: 10.1 msec

Average Acceleration: 8.1 g

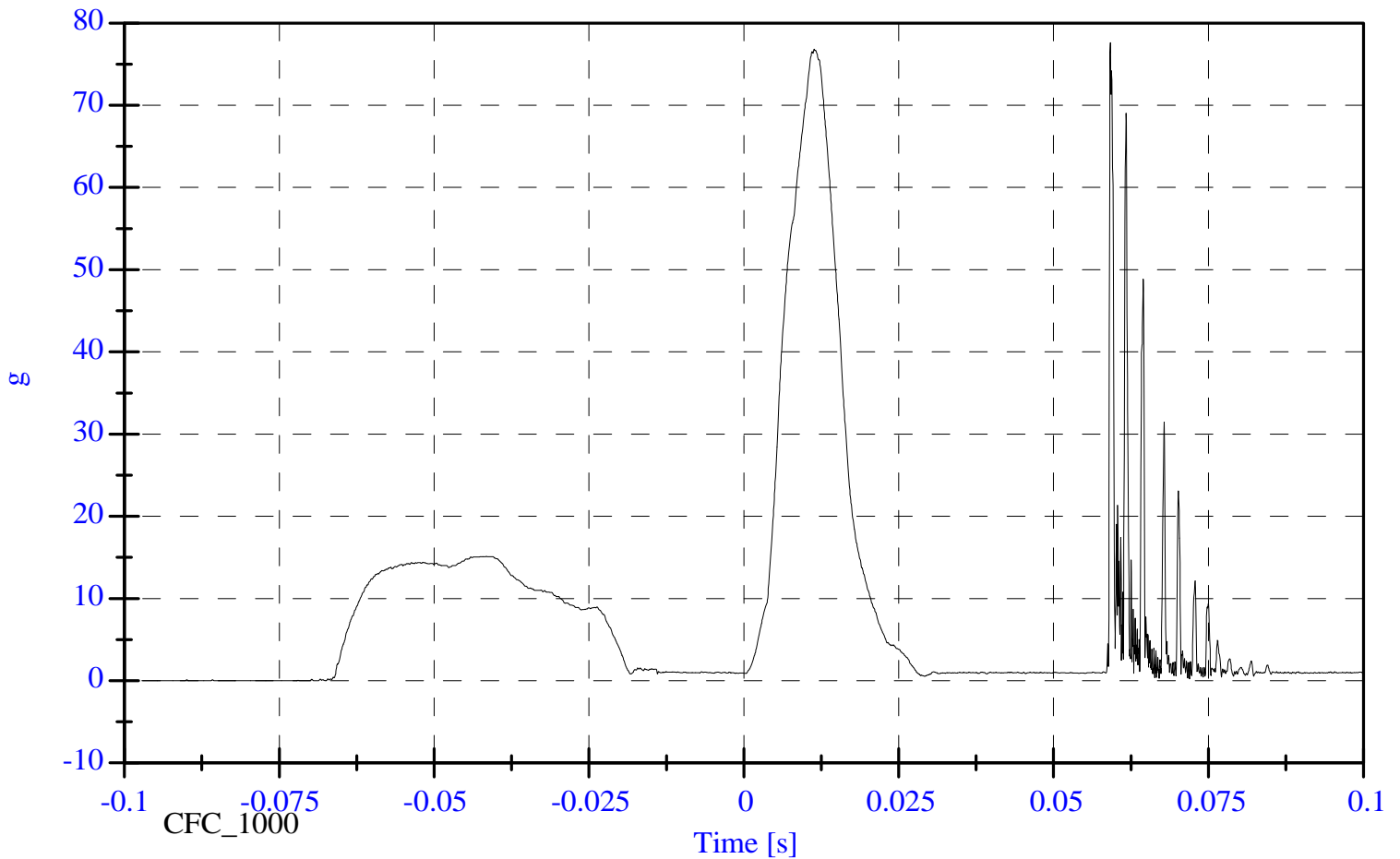
Maximum: 76.8 g

FMVSS 201U 2007 Ford Edge

Headform Resultant

Max: 76.8 [g] at 0.011 [s]

Min: -0.0 [g] at -0.097 [s]



FMVSS 201U 2007 Ford Edge

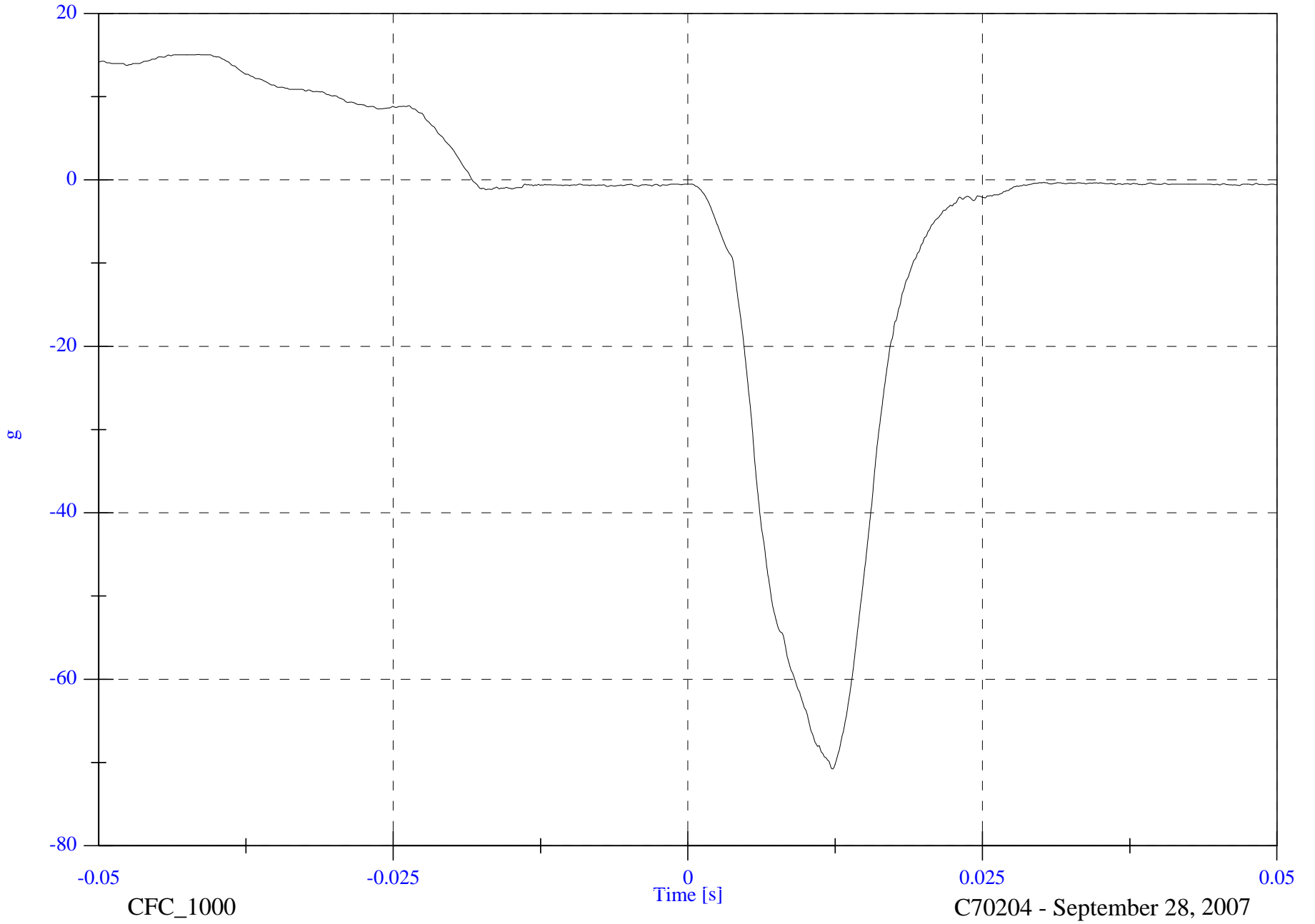
Headform X Acceleration

Max: 15.1 [g] at -0.042 [s]

Min: -70.8 [g] at 0.012 [s]

C70204 PASSENGER SIDE BPI IMPACT PLOT #1

8826-FMH-08



CFC\_1000

C70204 - September 28, 2007

FMVSS 201U 2007 Ford Edge

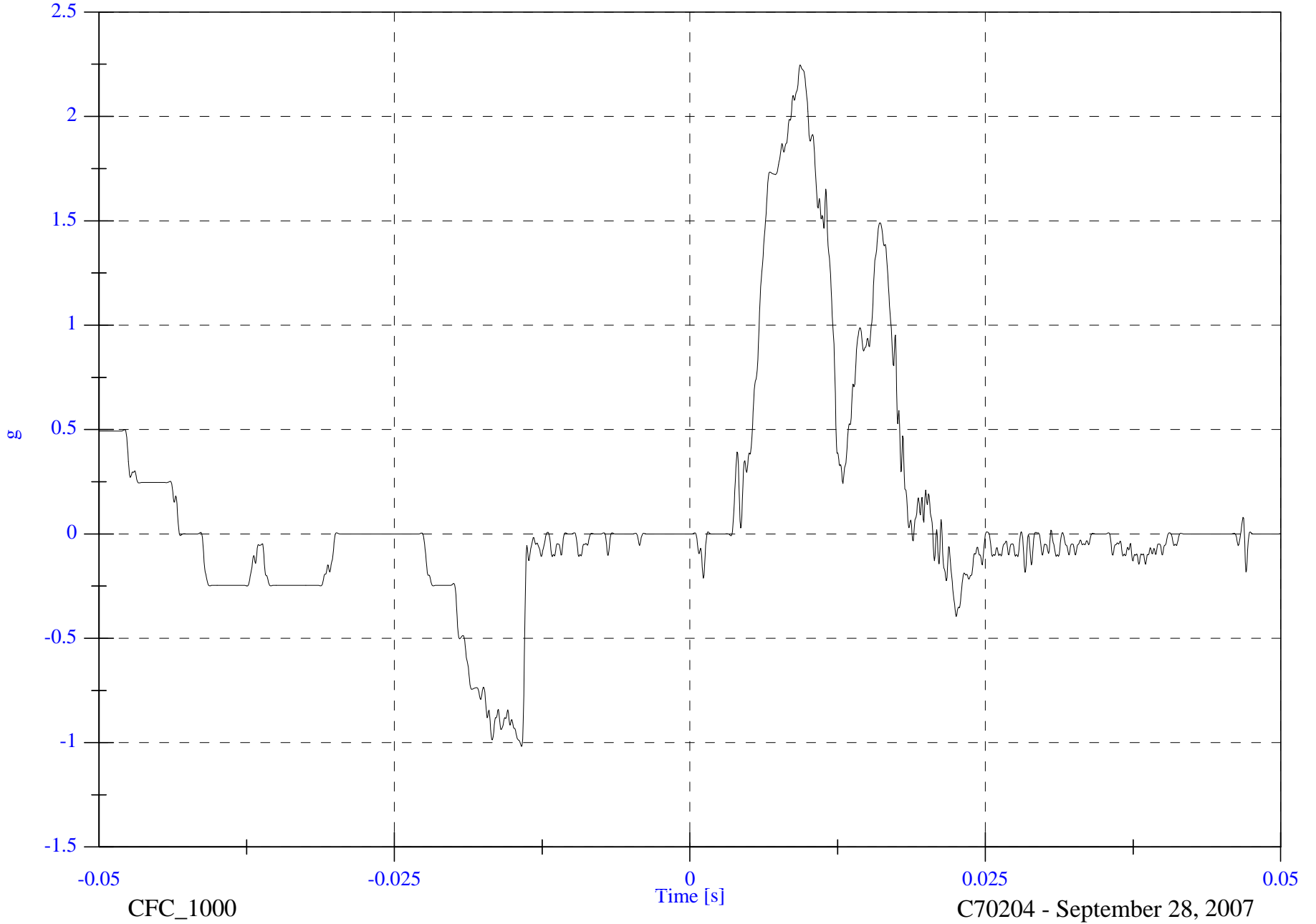
Headform Y Acceleration

Max: 2.2 [g] at 0.009 [s]

Min: -1.0 [g] at -0.014 [s]

C70204 PASSENGER SIDE BPI IMPACT PLOT #2

8826-FMH-08



CFC\_1000

Time [s]

C70204 - September 28, 2007

FMVSS 201U 2007 Ford Edge

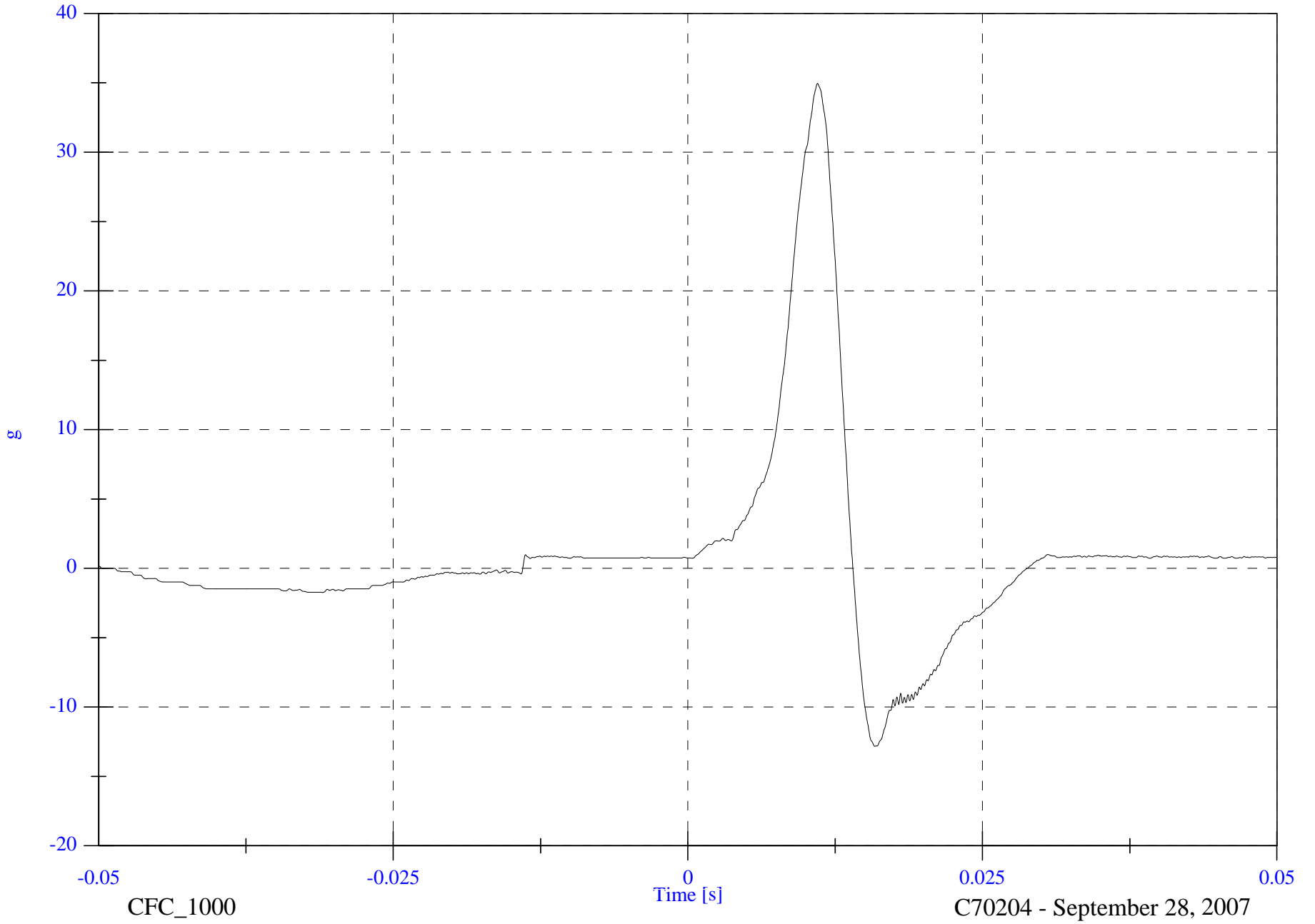
Headform Z Acceleration

Max: 35.0 [g] at 0.011 [s]

Min: -12.8 [g] at 0.016 [s]

C70204 PASSENGER SIDE BPI IMPACT PLOT #3

8826-FMH-08



CFC\_1000

C70204 - September 28, 2007

FMVSS 201U 2007 Ford Edge

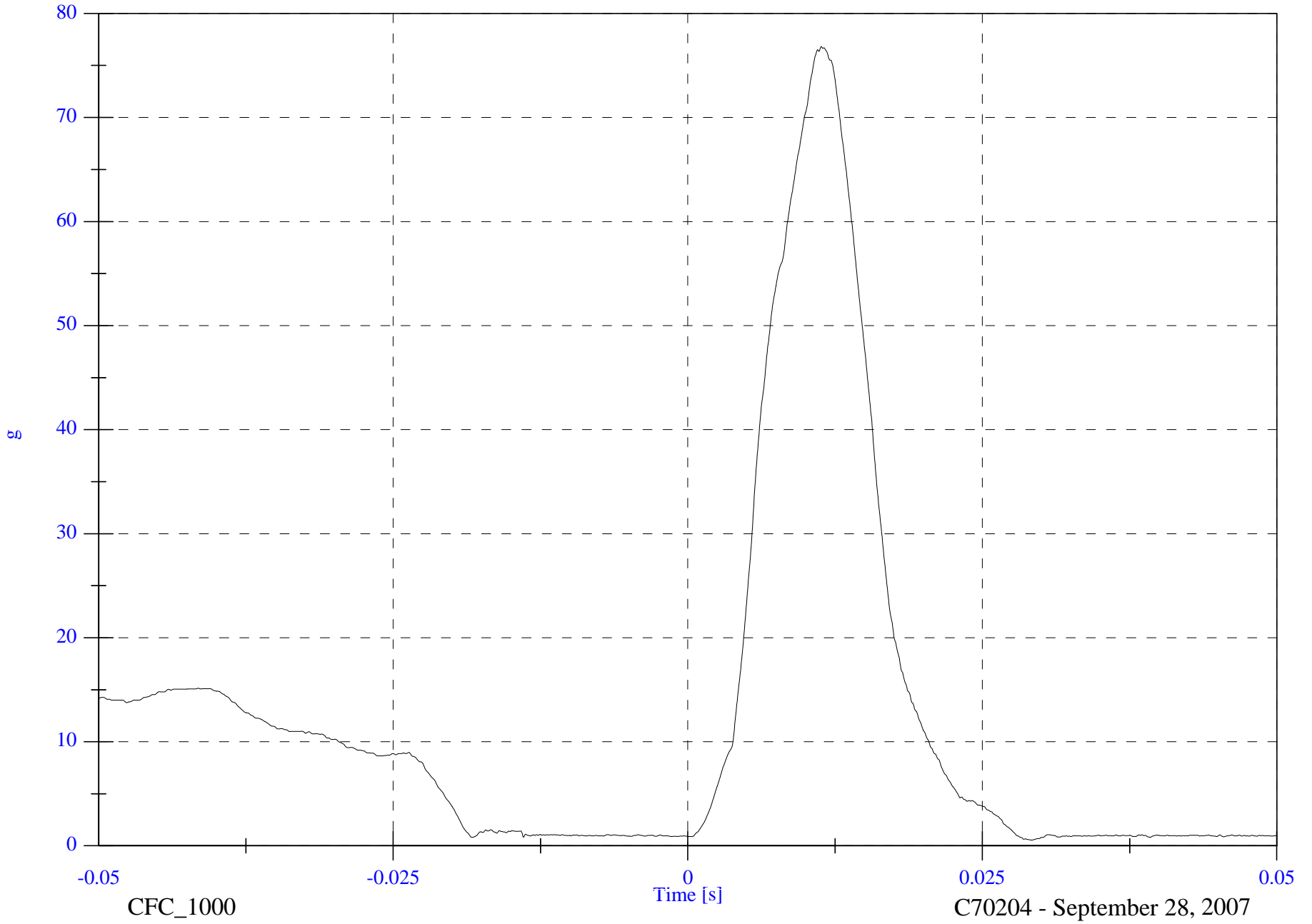
Headform Resultant

Max: 76.8 [g] at 0.011 [s]

Min: 0.6 [g] at 0.029 [s]

C70204 PASSENGER SIDE BPI IMPACT PLOT #4

8826-FMH-08



CFC\_1000

C70204 - September 28, 2007



FMVSS 201U 2007 Ford Edge

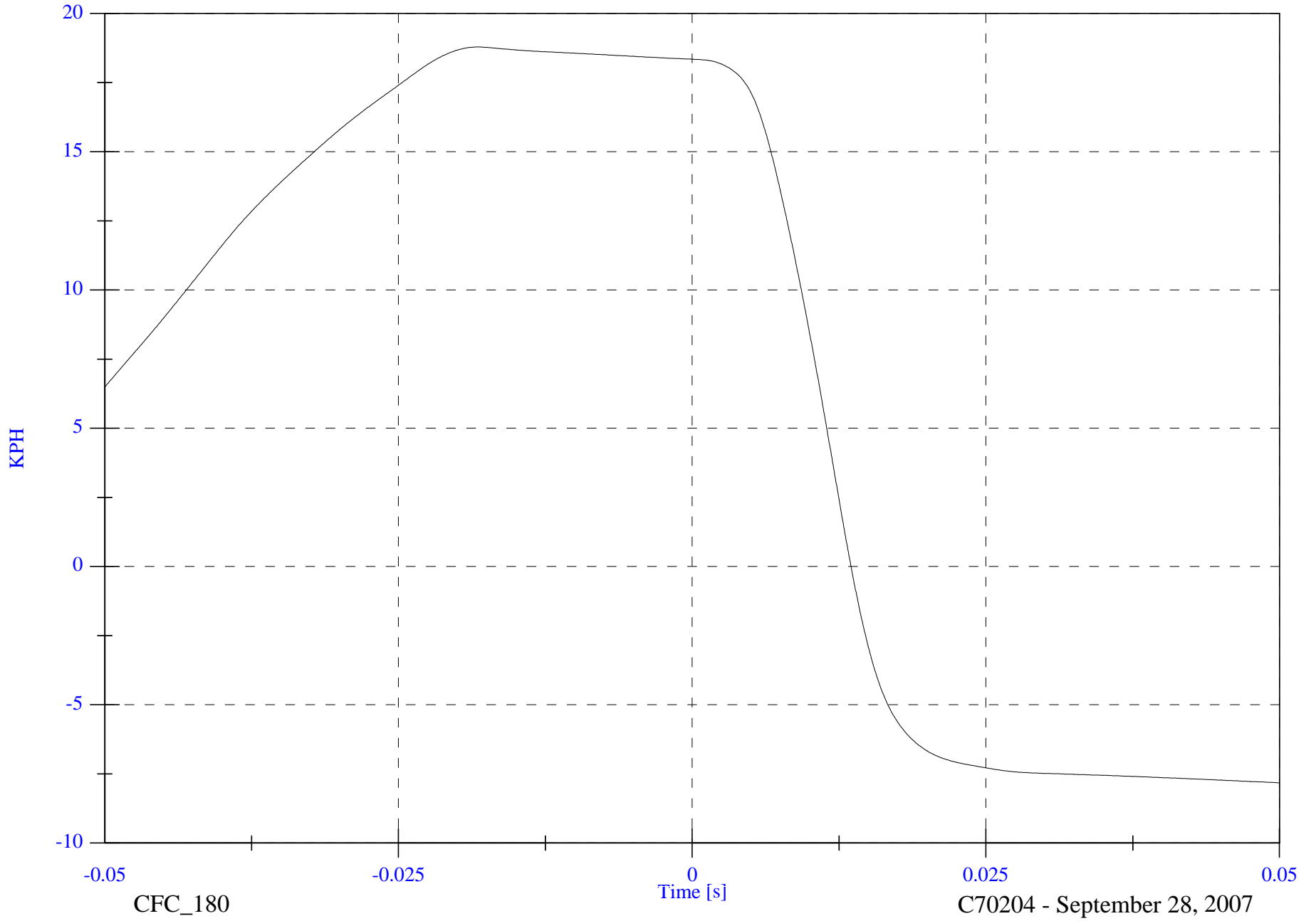
### Headform Velocity

Max: 18.8 [KPH] at -0.018 [s]

Min: -7.8 [KPH] at 0.050 [s]

C70204 PASSENGER SIDE BPI IMPACT PLOT #5

8826-FMH-08



CFC\_180

Time [s]

C70204 - September 28, 2007



**PRE-IMPACT BP1**



POST-IMPACT BPI

VEHICLE YEAR/MAKE/MODEL/STYLE:	2007 Ford Edge
VIN:	2FMDK36C07BB33893
DATE OF MANUFACTURE:	06/07(SEE CERTIFICATION LABEL)
COLOR:	Black

Test Number:	6
Test Date:	09/28/07
Target Location:	Side Rail
Target Code:	SR2B
Horizontal Impact Angle:	90°
Vertical Impact Angle:	32°
Ambient Temperature:	22.0°C
Relative Humidity:	58%
Time of Impact:	15:43
Headform Number:	62

Impact Point Description (from lower midpoint on midsagittal line)			
On Centerline	2	<input type="checkbox"/>	mm right <input checked="" type="checkbox"/> mm left
On Centerline	6		mm up



POST-IMPACT SR2B HEADFORM

Free Motion HIC	223.5
HIC(d)	335
Impact Velocity (kph)	18.45
HIC T1 (msec)	5.0
HIC T2 (msec)	15.8

# FMVSS 201U 2007 Ford Edge C70204 - SR2B

FMH Headform 0062

Location: SR2B

Test Date: September 28, 2007

Work File: SR2B

## -----TEST RESULTS-----

Lab Temperature: 22 C

HICd: 335.0

Lab Humidity: 58 %

HIC (36ms): 223.5

Velocity at Impact: 18.45 KPH

t1: 5.0 msec

t2: 15.8 msec

Free Flight Distance: 224.14 mm

Duration: 10.8 msec

Average Acceleration: 6.9 g

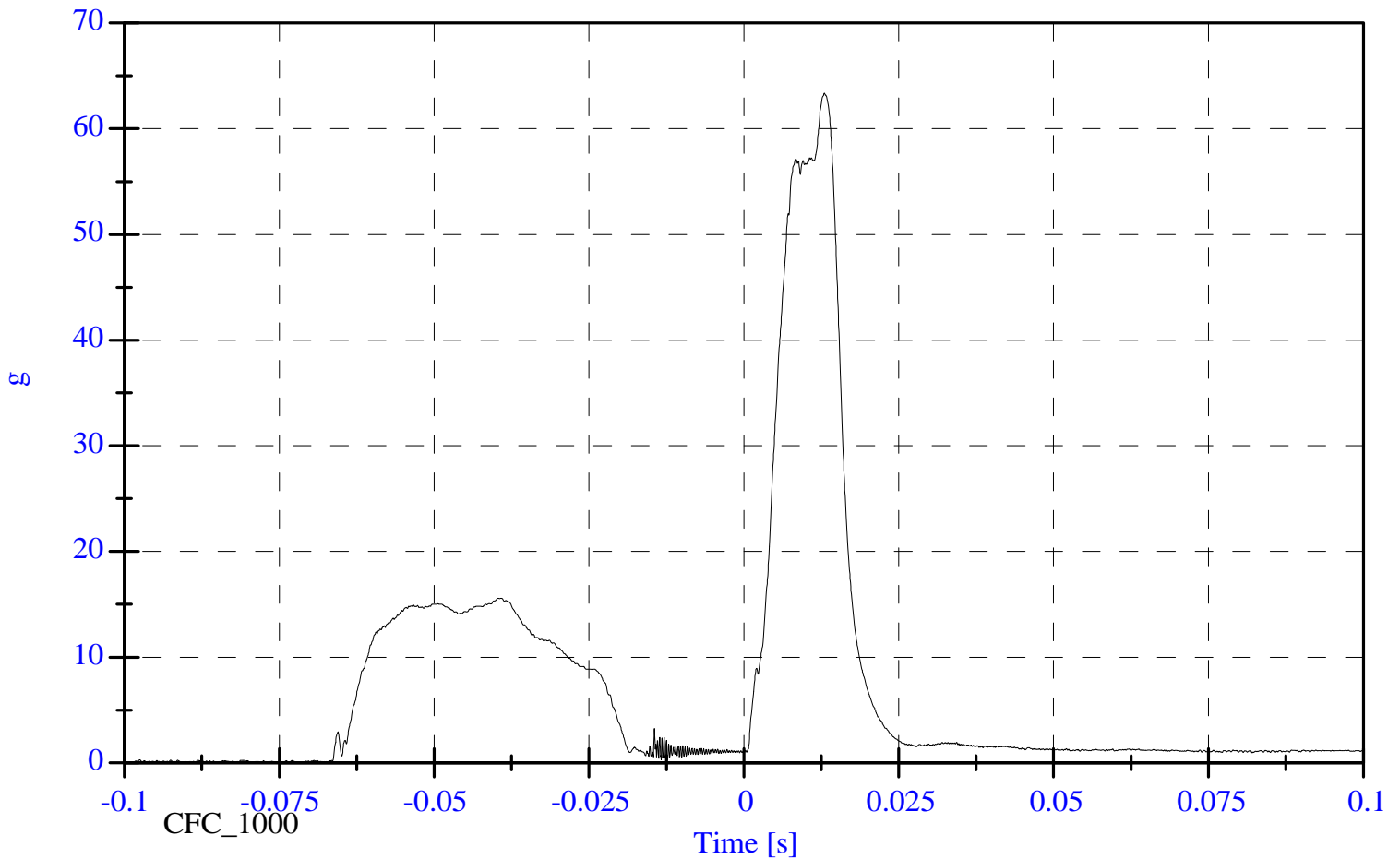
Maximum: 63.4 g

FMVSS 201U 2007 Ford Edge

Headform Resultant

Max: 63.4 [g] at 0.013 [s]

Min: 0.0 [g] at -0.087 [s]



FMVSS 201U 2007 Ford Edge

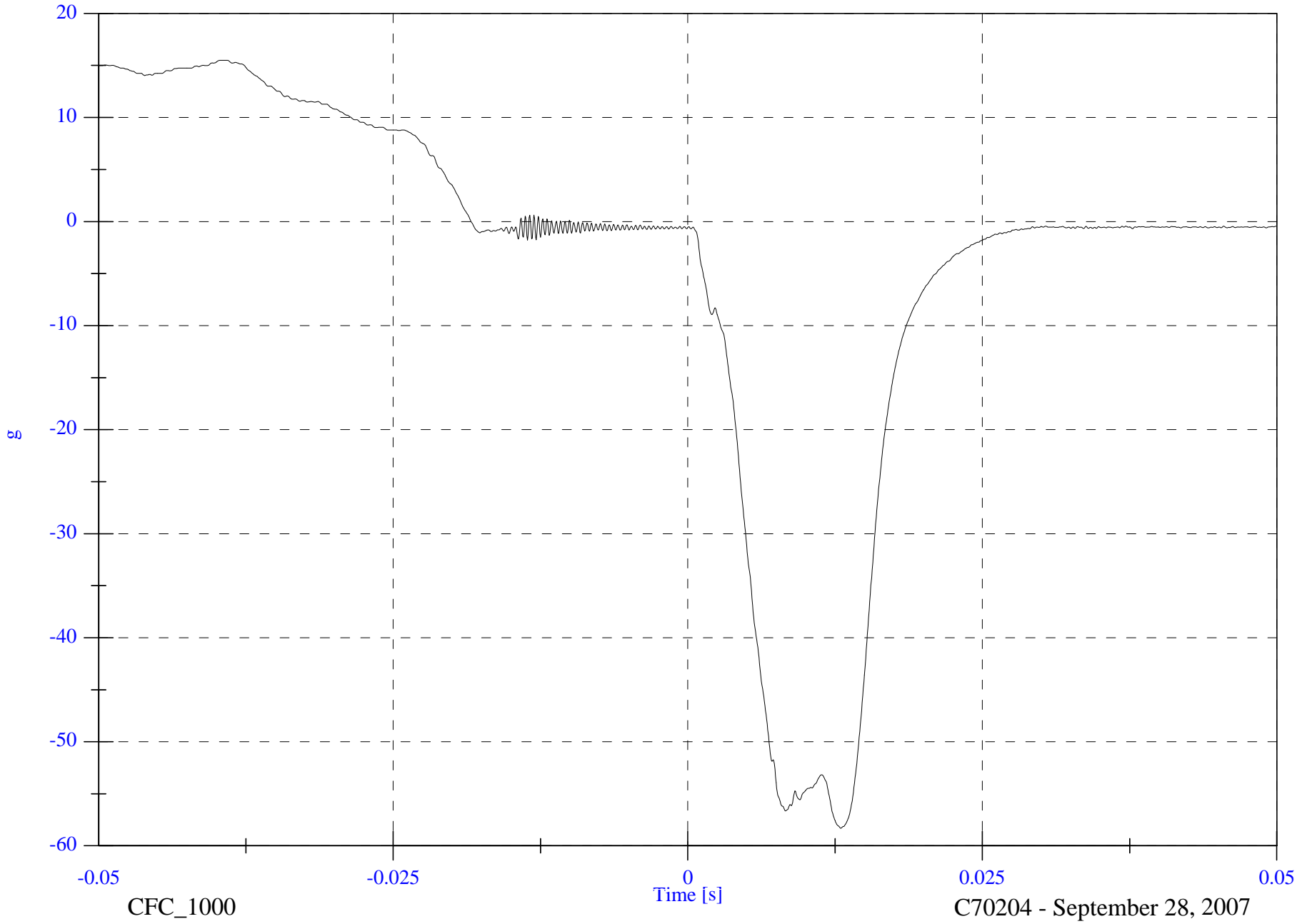
Headform X Acceleration

Max: 15.5 [g] at -0.039 [s]

Min: -58.3 [g] at 0.013 [s]

C70204 PASSENGER SIDE SR2B IMPACT PLOT #2

8826-FMH-08



CFC\_1000

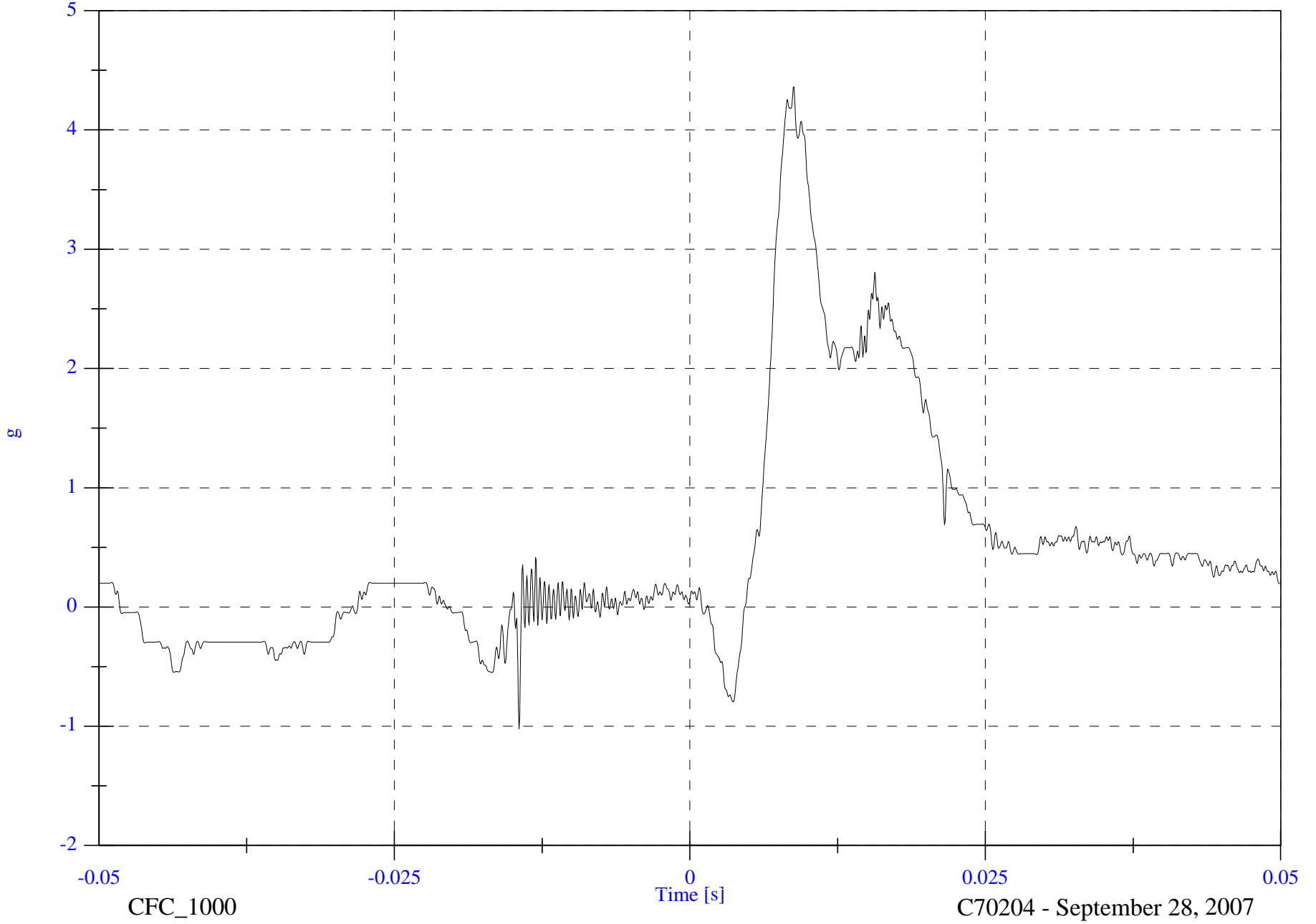
C70204 - September 28, 2007

FMVSS 201U 2007 Ford Edge

Headform Y Acceleration

Max: 4.4 [g] at 0.009 [s]

Min: -1.0 [g] at -0.014 [s]



C70204 PASSENGER SIDE SR2B IMPACT PLOT #3

8826-FMH-08

CFC\_1000

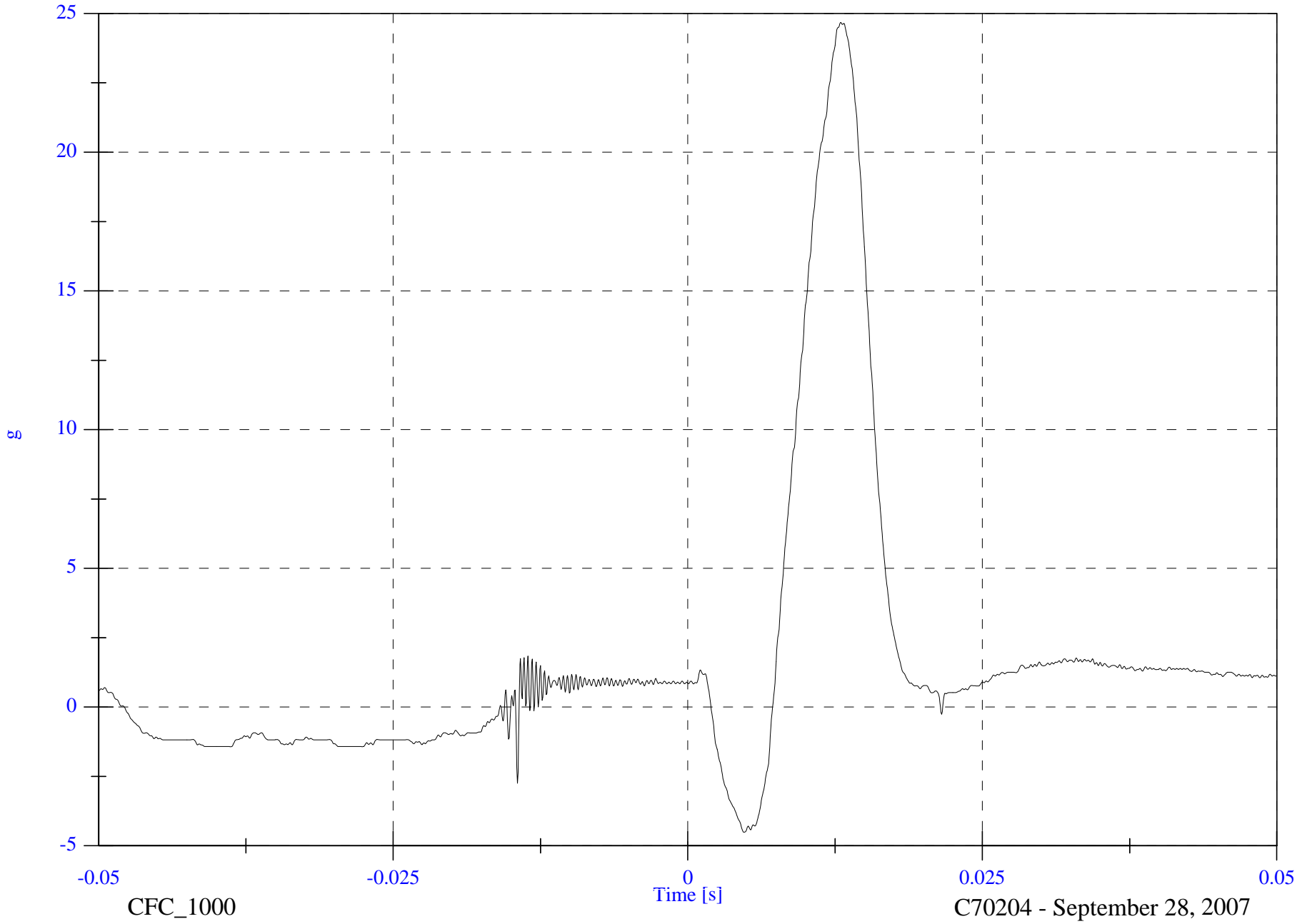
C70204 - September 28, 2007

FMVSS 201U 2007 Ford Edge

Headform Z Acceleration

Max: 24.7 [g] at 0.013 [s]

Min: -4.5 [g] at 0.005 [s]





FMVSS 201U 2007 Ford Edge

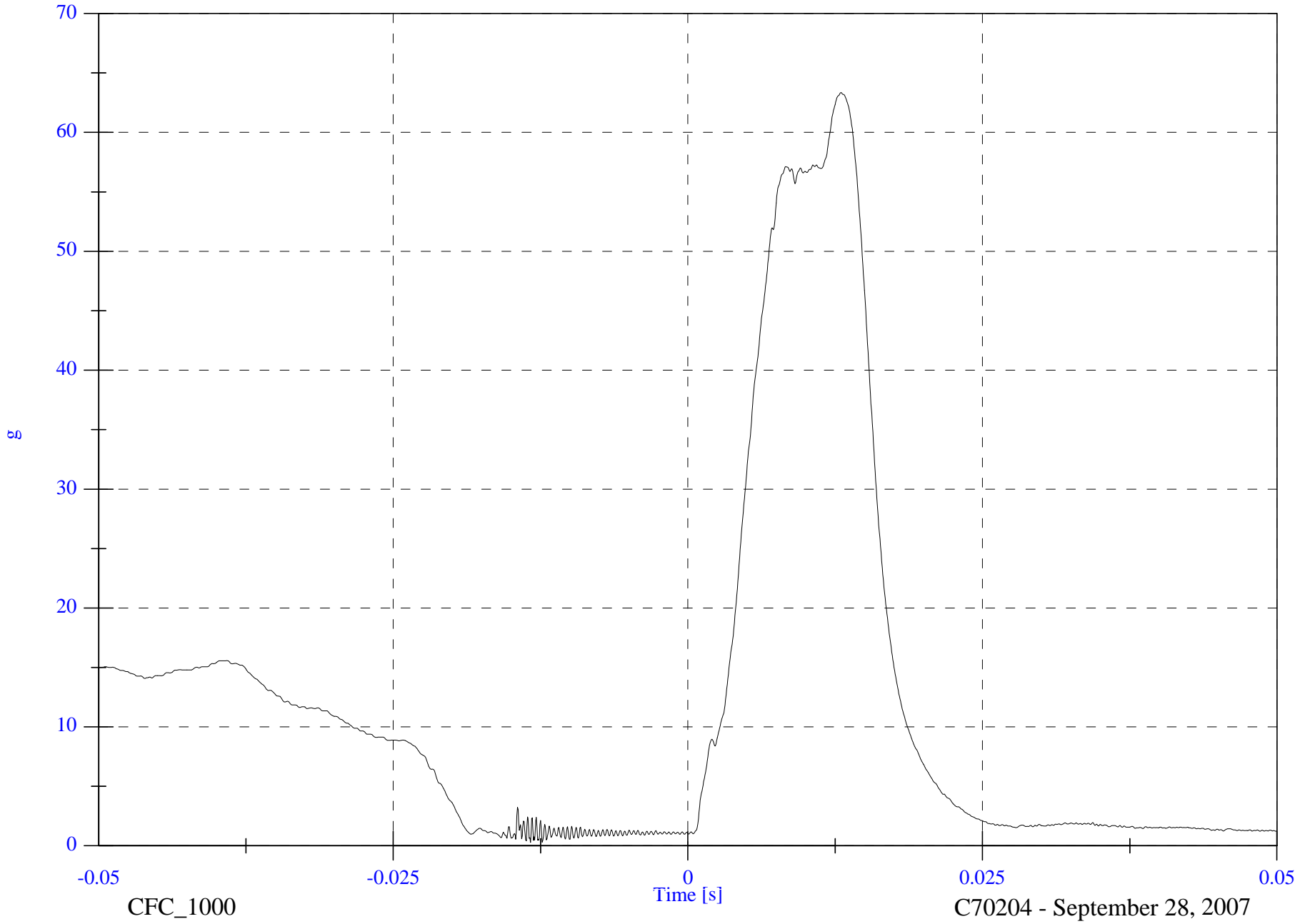
Headform Resultant

Max: 63.4 [g] at 0.013 [s]

Min: 0.3 [g] at -0.013 [s]

C70204 PASSENGER SIDE SR2B IMPACT PLOT #5

8826-FMH-08

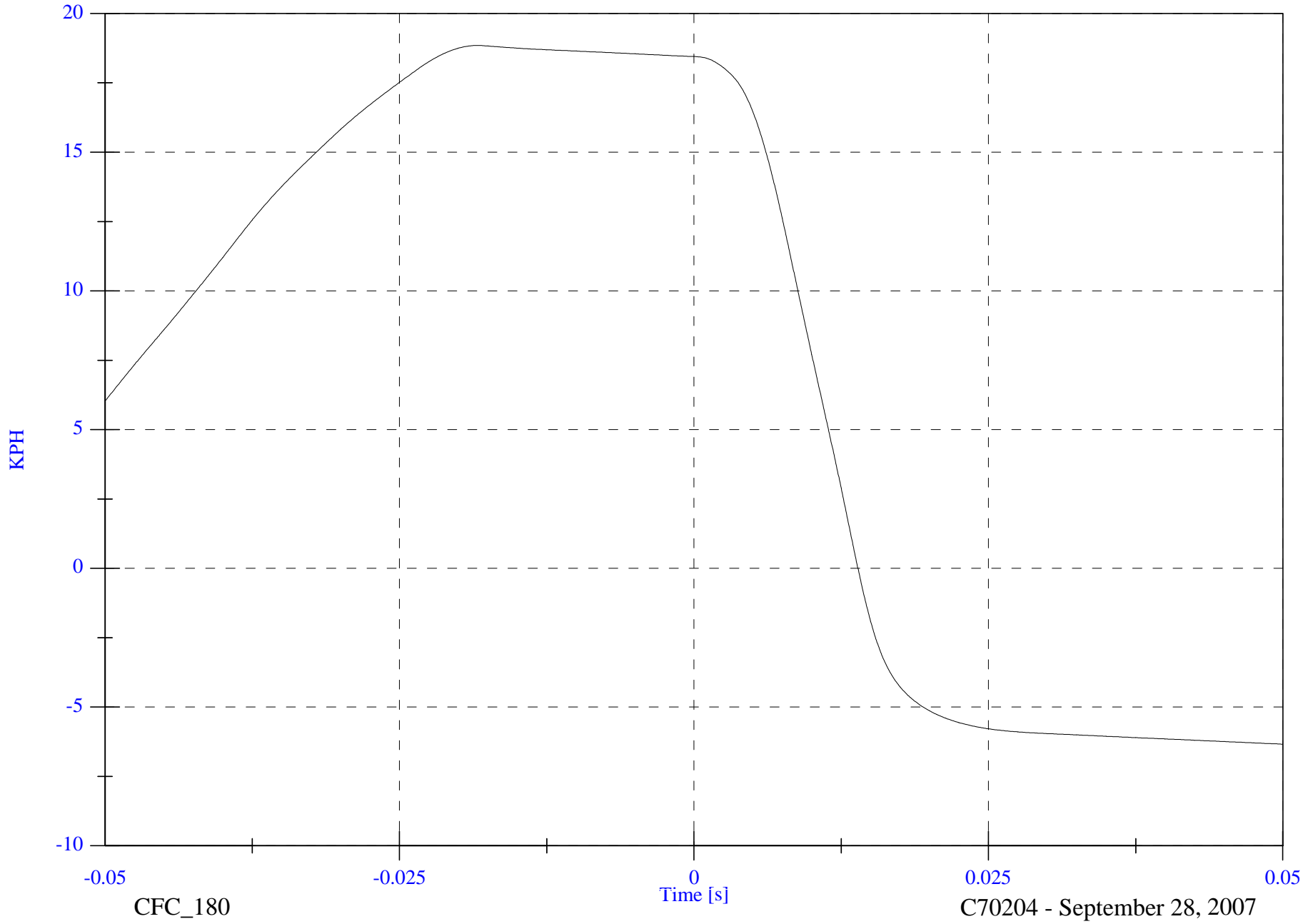


FMVSS 201U 2007 Ford Edge

### Headform Velocity

Max: 18.8 [KPH] at -0.018 [s]

Min: -6.3 [KPH] at 0.050 [s]



C70204 PASSENGER SIDE SR2B IMPACT PLOT #6

8826-FMH-08

CFC\_180

C70204 - September 28, 2007



**PRE-IMPACT SR2B**

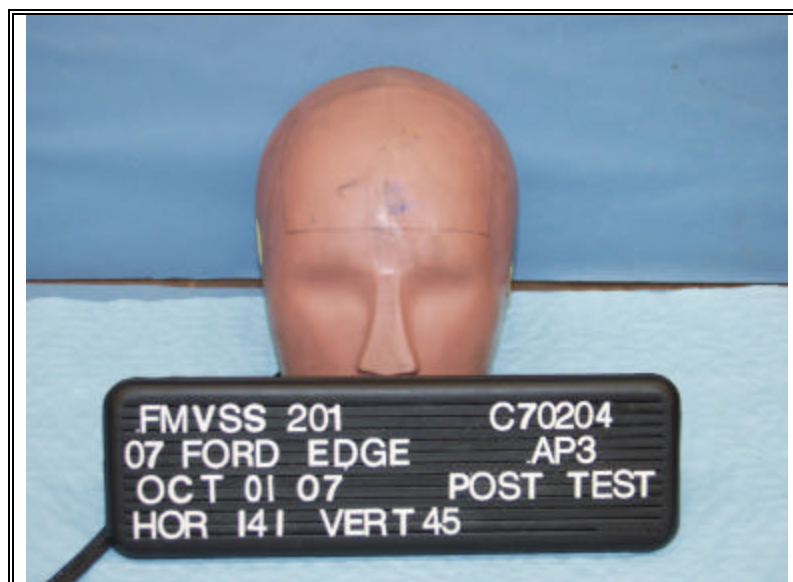


POST-IMPACT SR2B

VEHICLE YEAR/MAKE/MODEL/STYLE:	2007 Ford Edge
VIN:	2FMDK36C07BB33893
DATE OF MANUFACTURE:	06/07(SEE CERTIFICATION LABEL)
COLOR:	Black

Test Number:	7
Test Date:	10/01/07
Target Location:	A Pillar
Target Code:	AP3
Horizontal Impact Angle:	141°
Vertical Impact Angle:	45°
Ambient Temperature:	20.5°C
Relative Humidity:	47.3%
Time of Impact:	9:15
Headform Number:	805

Impact Point Description (from lower midpoint on midsagittal line)					
On Centerline	5	<input type="checkbox"/>	mm right	<input checked="" type="checkbox"/>	mm left
On Centerline	16				mm up



POST-IMPACT AP3 HEADFORM

Free Motion HIC	319.9
HIC(d)	407.7
Impact Velocity (kph)	18.49
HIC T1 (msec)	4.2
HIC T2 (msec)	12.0

# FMVSS 201U 2007 Ford Edge C70204 - AP3

FMH Headform 0805

Location: AP3

Test Date: October 01, 2007

Work File: AP3

## -----TEST RESULTS-----

Lab Temperature: 20.5 C

HICd: 407.7

Lab Humidity: 47.3 %

HIC (36ms): 319.9

Velocity at Impact: 18.49 KPH

t1: 4.2 msec

t2: 12.0 msec

Free Flight Distance: 223.91 mm

Duration: 7.8 msec

Average Acceleration: 9.1 g

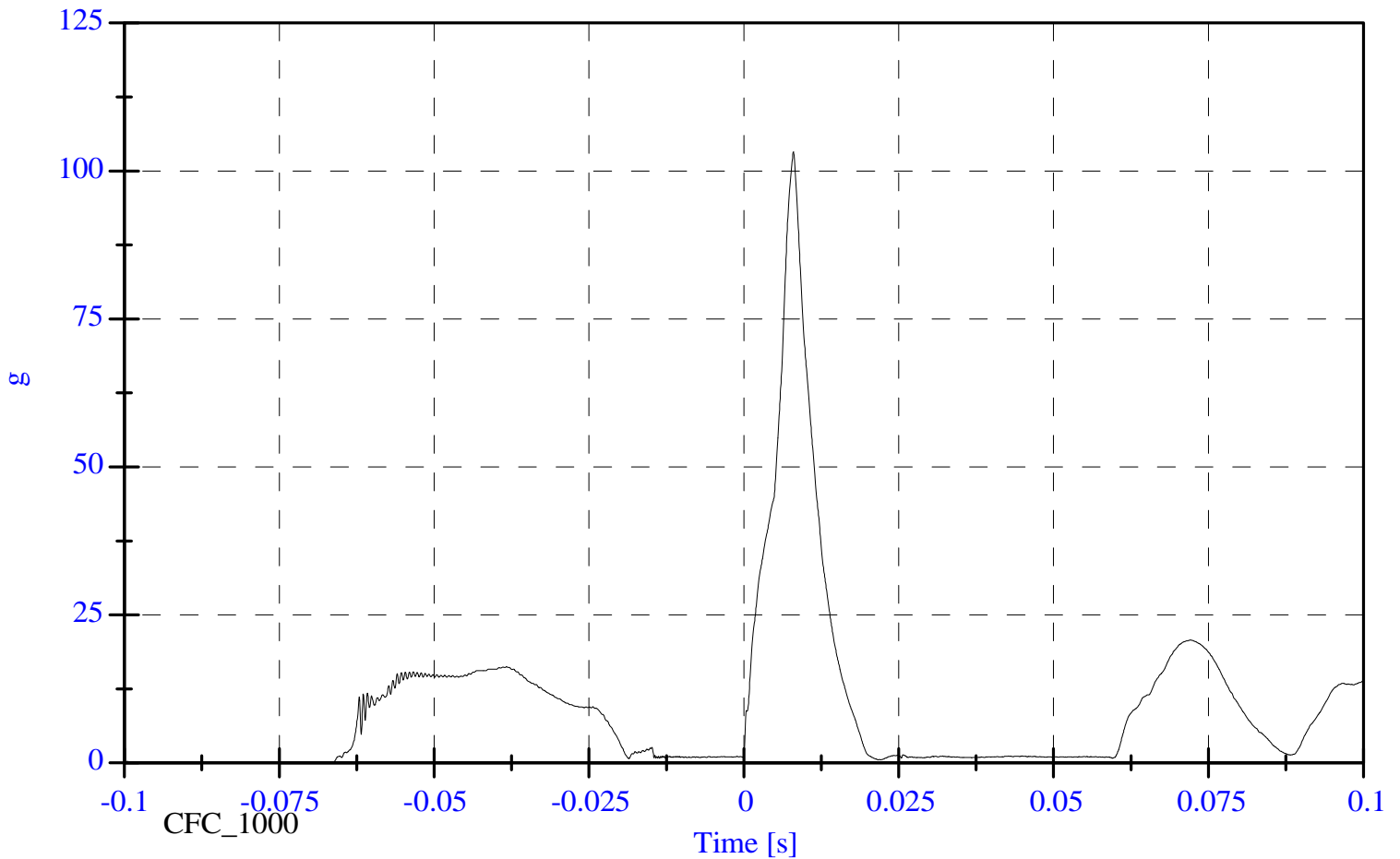
Maximum: 103.2 g

FMVSS 201U 2007 Ford Edge

Headform Resultant

Max: 103.2 [g] at 0.008 [s]

Min: 0.0 [g] at -0.090 [s]



FMVSS 201U 2007 Ford Edge

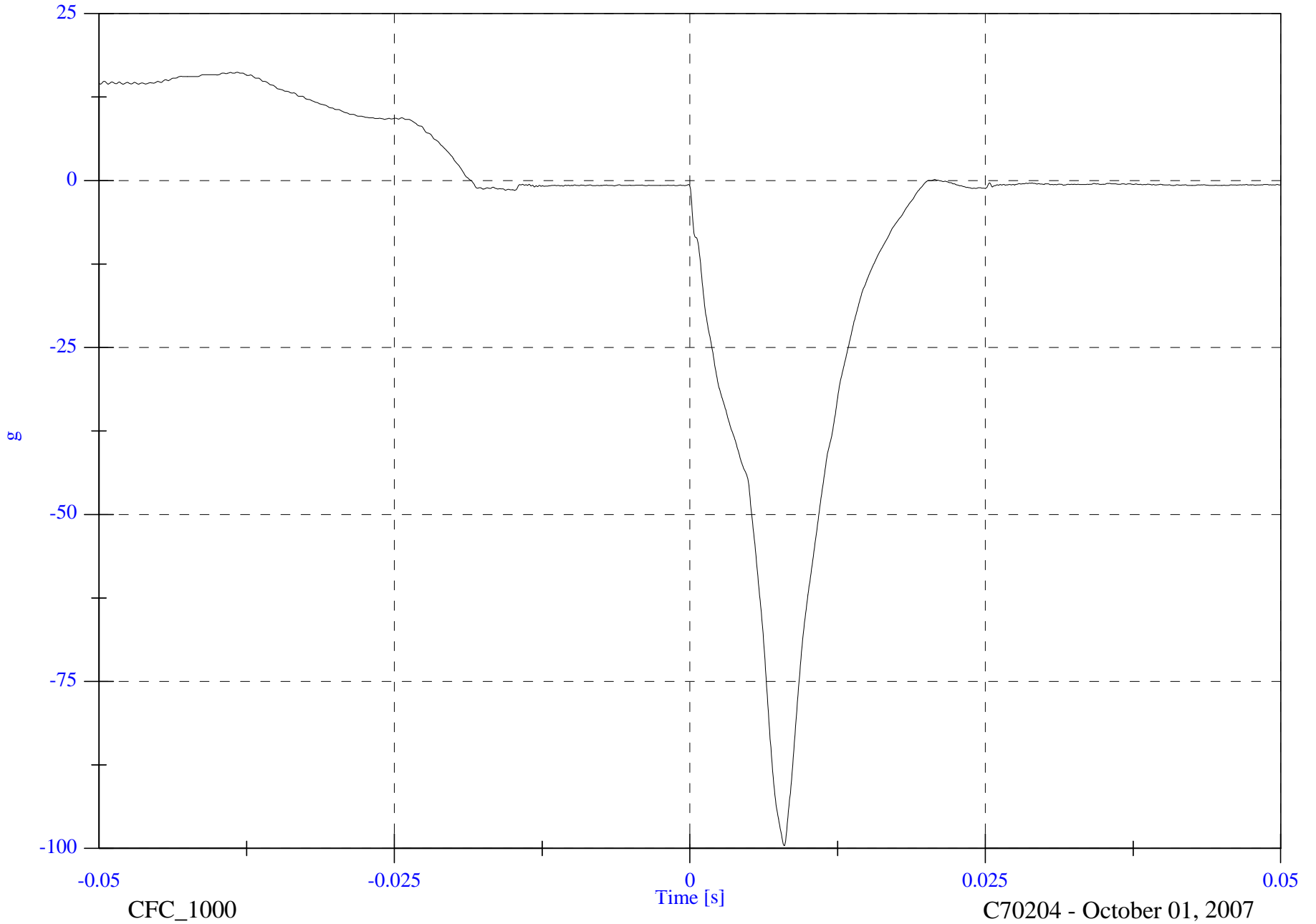
Headform X Acceleration

Max: 16.2 [g] at -0.038 [s]

Min: -99.6 [g] at 0.008 [s]

C70204 PASSENGER SIDE AP3 IMPACT PLOT #1

8826-FMH-08



CFC\_1000

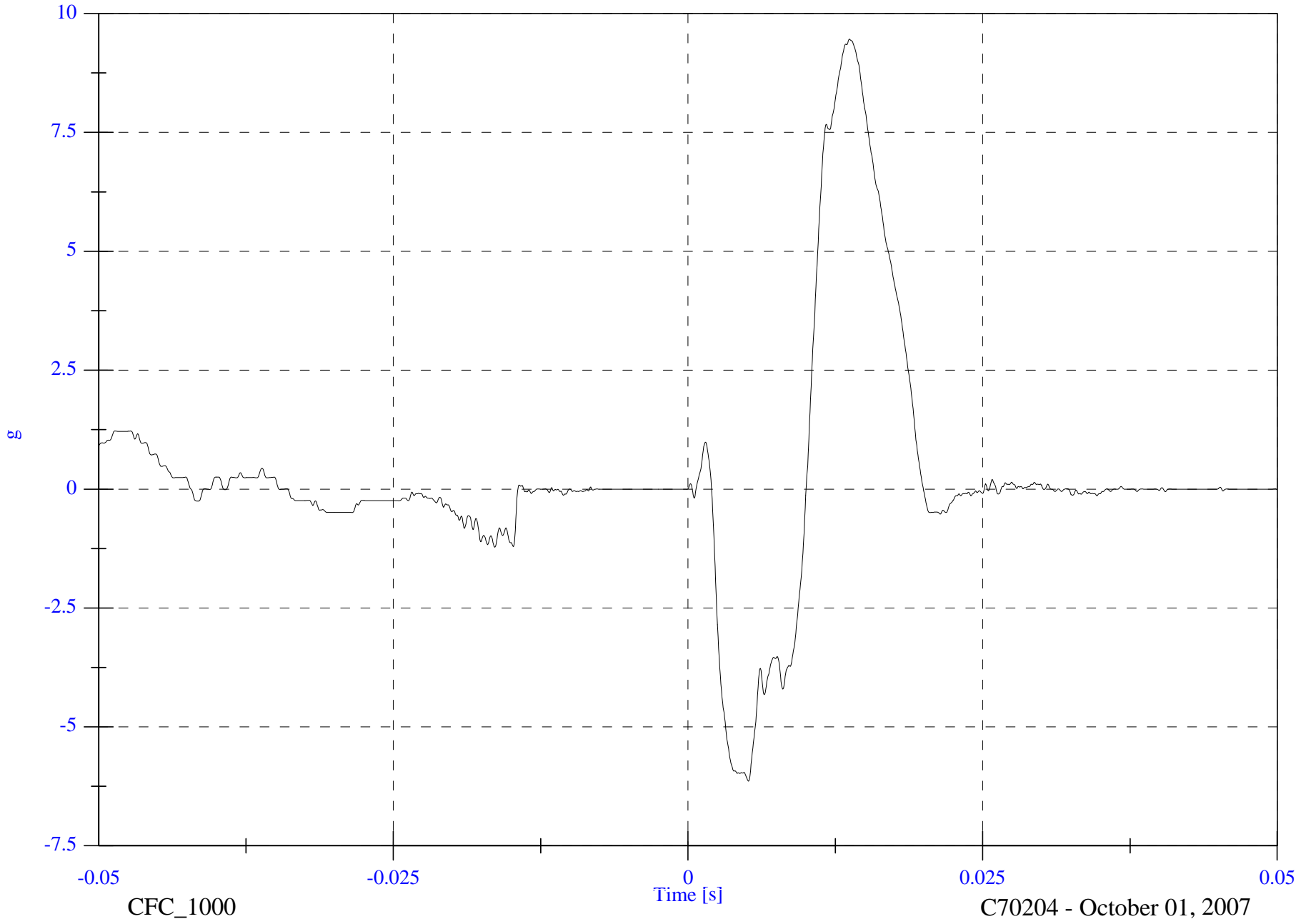
C70204 - October 01, 2007

FMVSS 201U 2007 Ford Edge

Headform Y Acceleration

Max: 9.5 [g] at 0.014 [s]

Min: -6.1 [g] at 0.005 [s]



C70204 PASSENGER SIDE AP3 IMPACT PLOT #2

8826-FMH-08

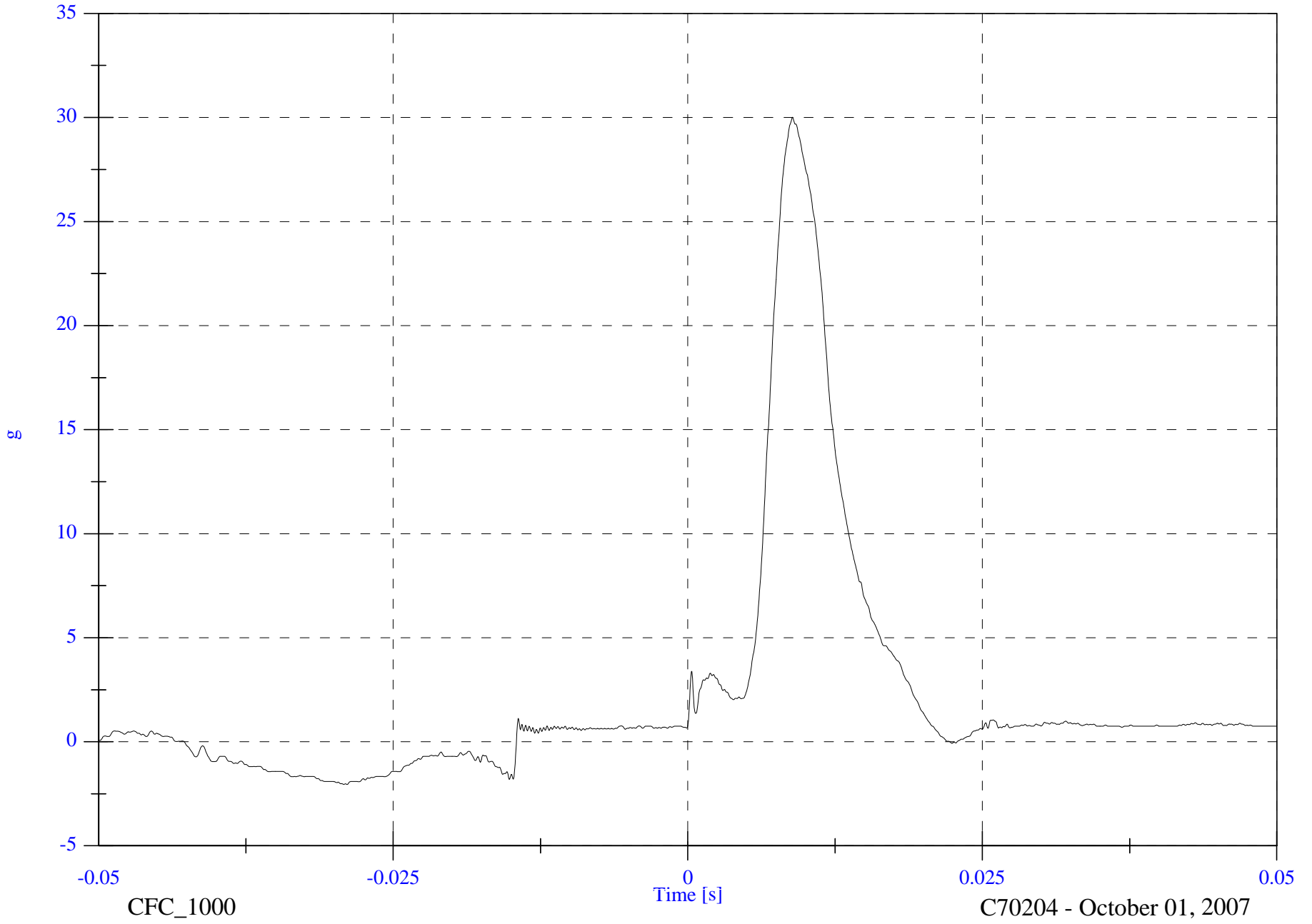


FMVSS 201U 2007 Ford Edge

Headform Z Acceleration

Max: 30.0 [g] at 0.009 [s]

Min: -2.1 [g] at -0.029 [s]



C70204 PASSENGER SIDE AP3 IMPACT PLOT #3

8826-FMH-08

CFC\_1000

C70204 - October 01, 2007

FMVSS 201U 2007 Ford Edge

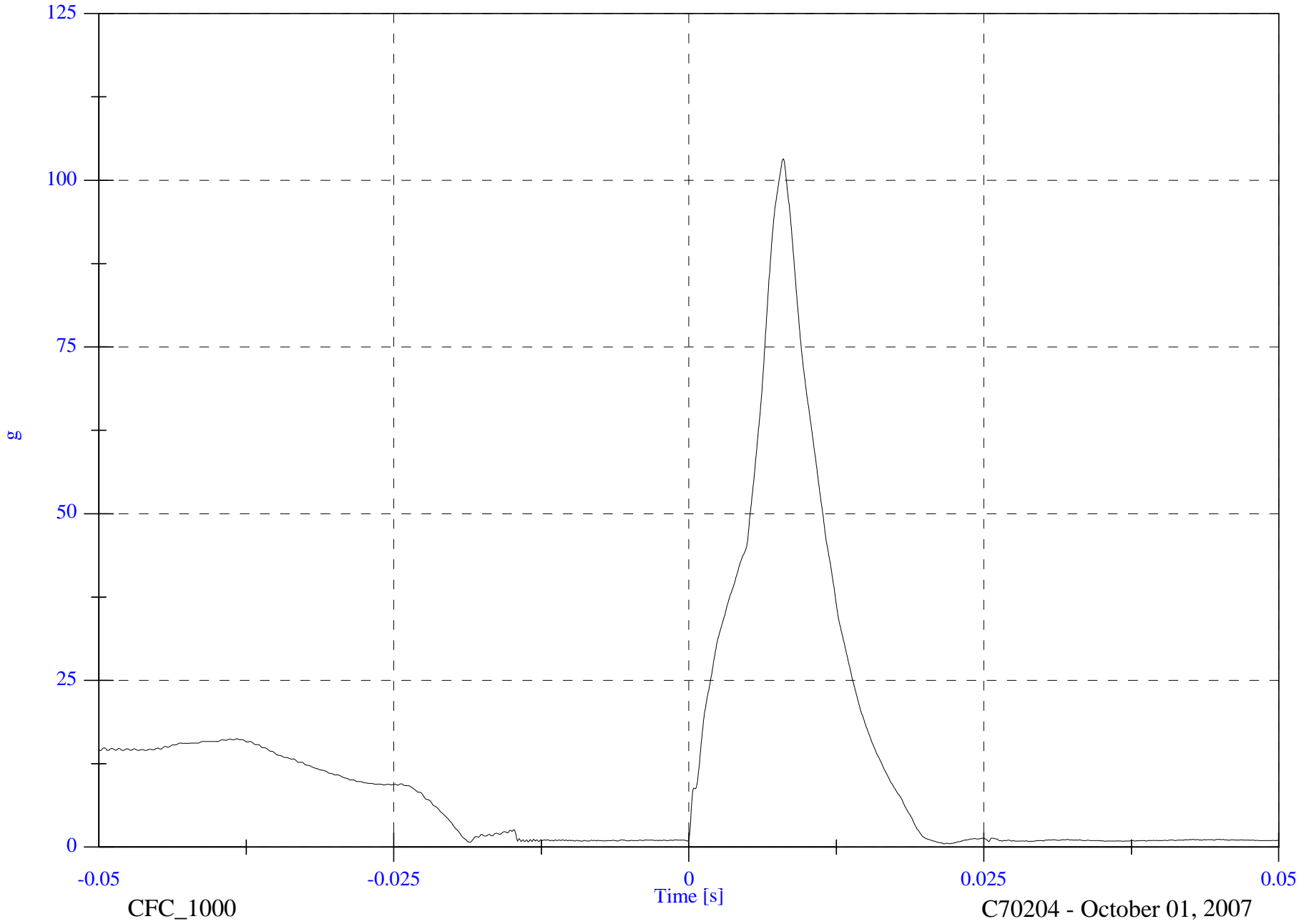
Headform Resultant

Max: 103.2 [g] at 0.008 [s]

Min: 0.5 [g] at 0.022 [s]

C70204 PASSENGER SIDE AP3 IMPACT PLOT #4

8826-FMH-08



CFC\_1000

C70204 - October 01, 2007

FMVSS 201U 2007 Ford Edge

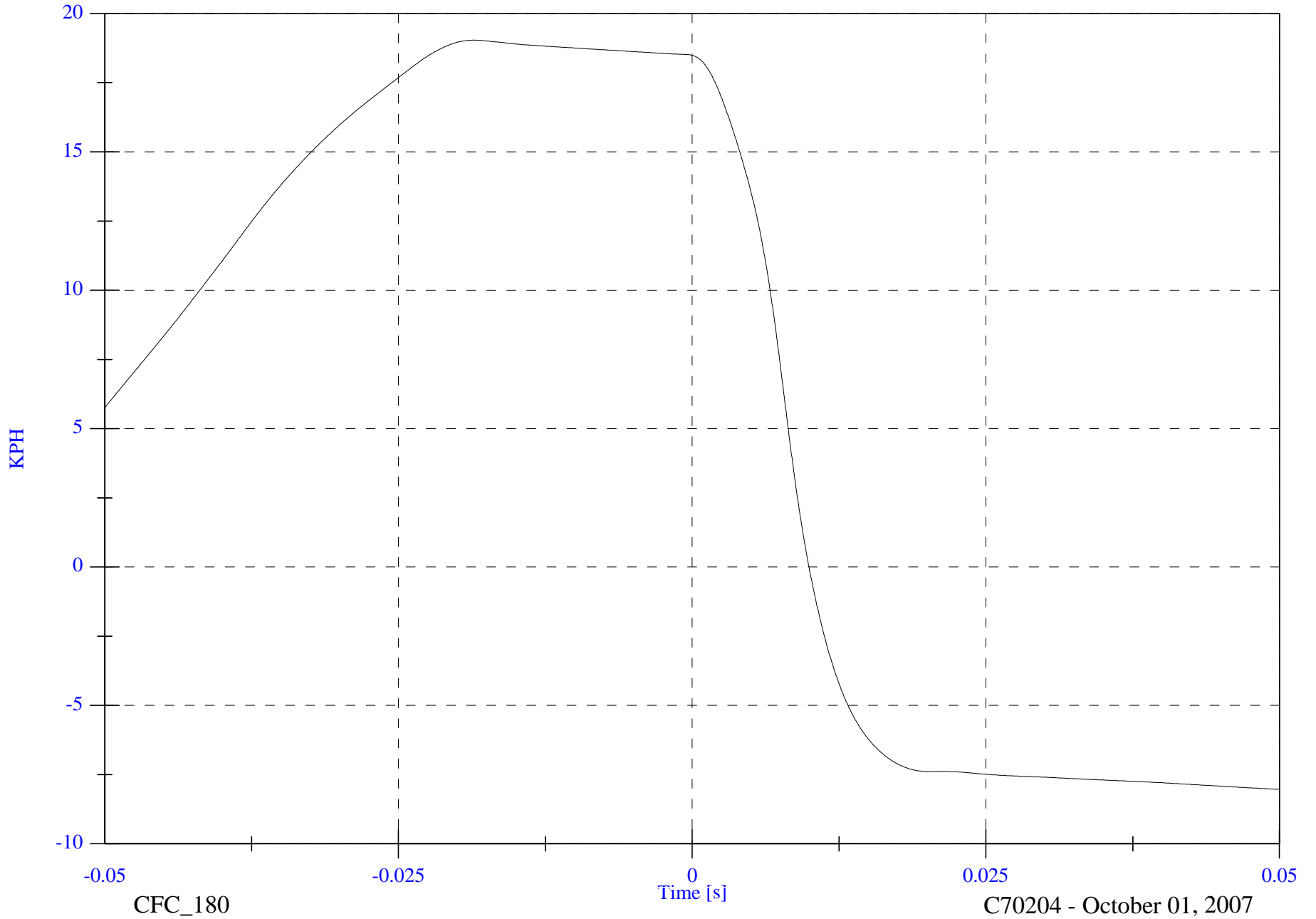
### Headform Velocity

Max: 19.0 [KPH] at -0.019 [s]

Min: -8.0 [KPH] at 0.050 [s]

C70204 PASSENGER SIDE AP3 IMPACT PLOT #5

8826-FMH-08



CFC\_180

C70204 - October 01, 2007



**PRE-IMPACT AP3**



**POST-IMPACT AP3**

VEHICLE YEAR/MAKE/MODEL/STYLE:	2007 Ford Edge
VIN:	2FMDK36C07BB33893
DATE OF MANUFACTURE:	06/07(SEE CERTIFICATION LABEL)
COLOR:	Black

Test Number:	8
Test Date:	10/01/07
Target Location:	A Pillar
Target Code:	AP1
Horizontal Impact Angle:	111°
Vertical Impact Angle:	26°
Ambient Temperature:	21.0°C
Relative Humidity:	47%
Time of Impact:	9:56
Headform Number:	1255

Impact Point Description (from lower midpoint on midsagittal line)			
On Centerline	4	<input type="checkbox"/>	mm right <input checked="" type="checkbox"/> mm left
On Centerline	2		mm up



POST-IMPACT AP1 HEADFORM

Free Motion HIC	299.6
HIC(d)	392.4
Impact Velocity (kph)	18.5
HIC T1 (msec)	7.2
HIC T2 (msec)	11.9

# FMVSS 201U 2007 Ford Edge C70204 - AP1

FMH Headform 1255

Location: AP1

Test Date: October 01, 2007

Work File: AP1

## -----TEST RESULTS-----

Lab Temperature: 21 C

HICd: 392.4

Lab Humidity: 47 %

HIC (36ms): 299.6

Velocity at Impact: 18.50 KPH

t1: 7.2 msec

t2: 11.9 msec

Free Flight Distance: 222.22 mm

Duration: 4.6 msec

Average Acceleration: 6.9 g

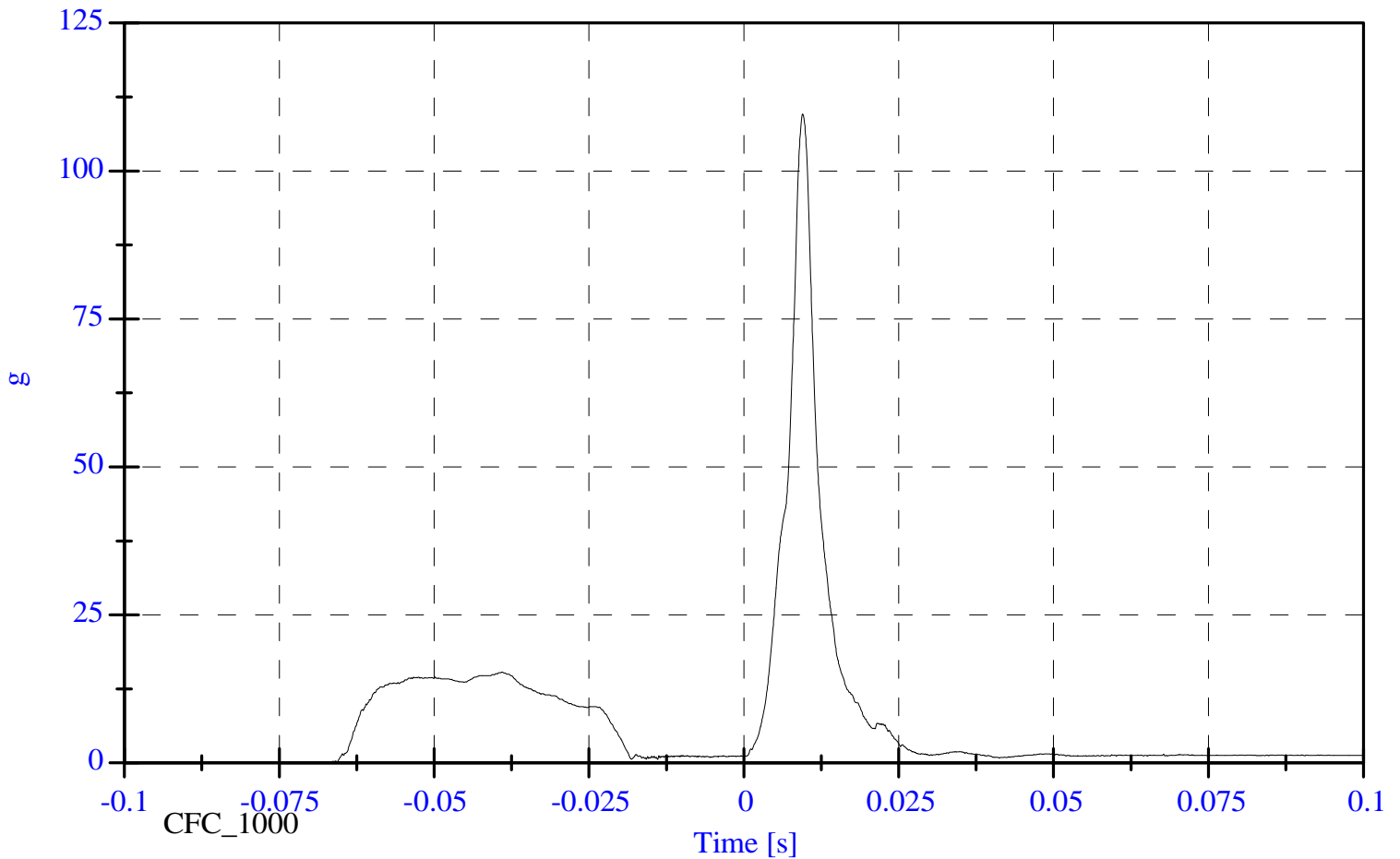
Maximum: 109.6 g

FMVSS 201U 2007 Ford Edge

Headform Resultant

Max: 109.6 [g] at 0.009 [s]

Min: 0.0 [g] at -0.095 [s]

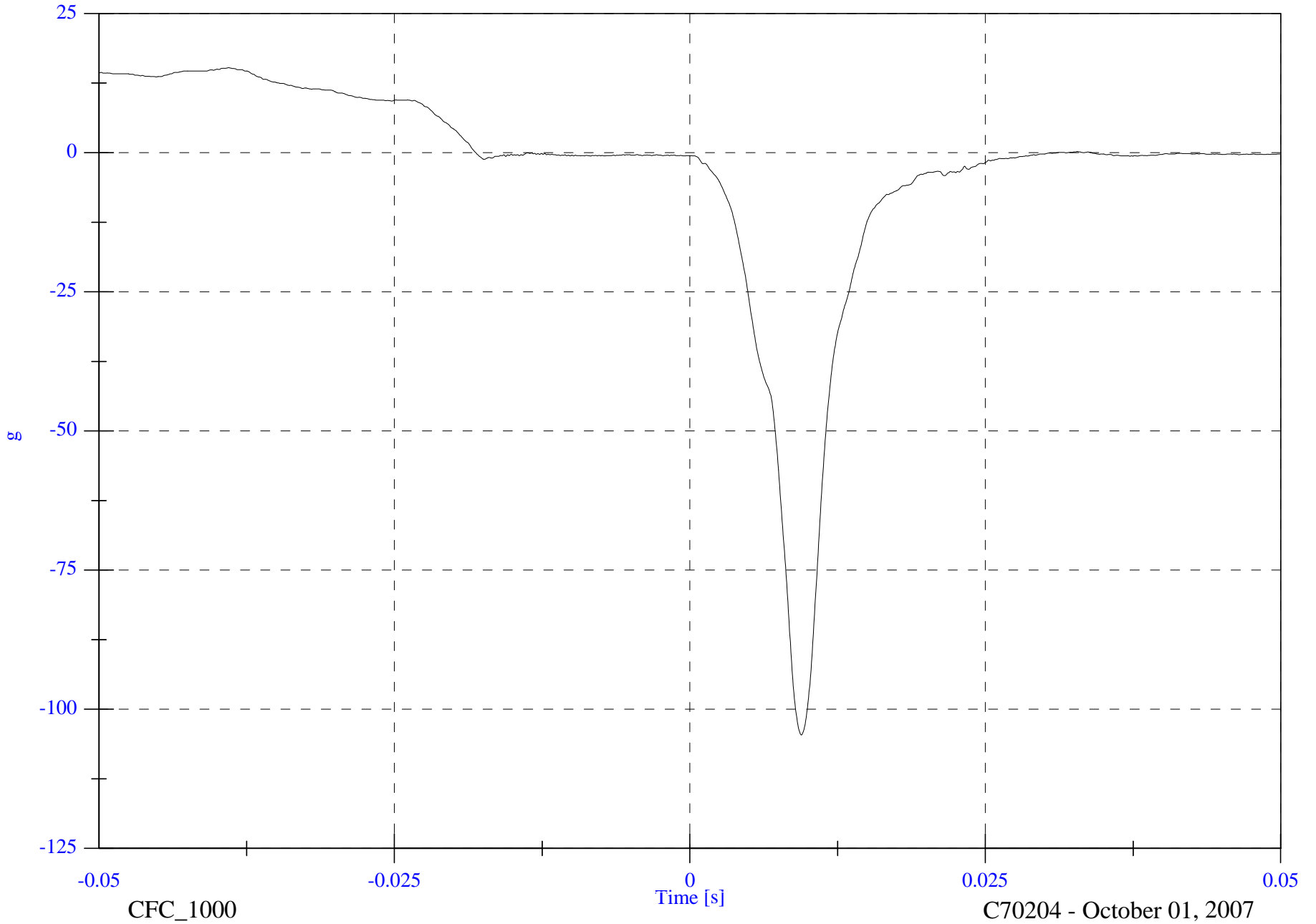


FMVSS 201U 2007 Ford Edge

Headform X Acceleration

Max: 15.3 [g] at -0.039 [s]

Min: -104.6 [g] at 0.009 [s]



C70204 PASSENGER SIDE AP1 IMPACT PLOT #1

8826-FMH-08

CFC\_1000

Time [s]

C70204 - October 01, 2007



FMVSS 201U 2007 Ford Edge

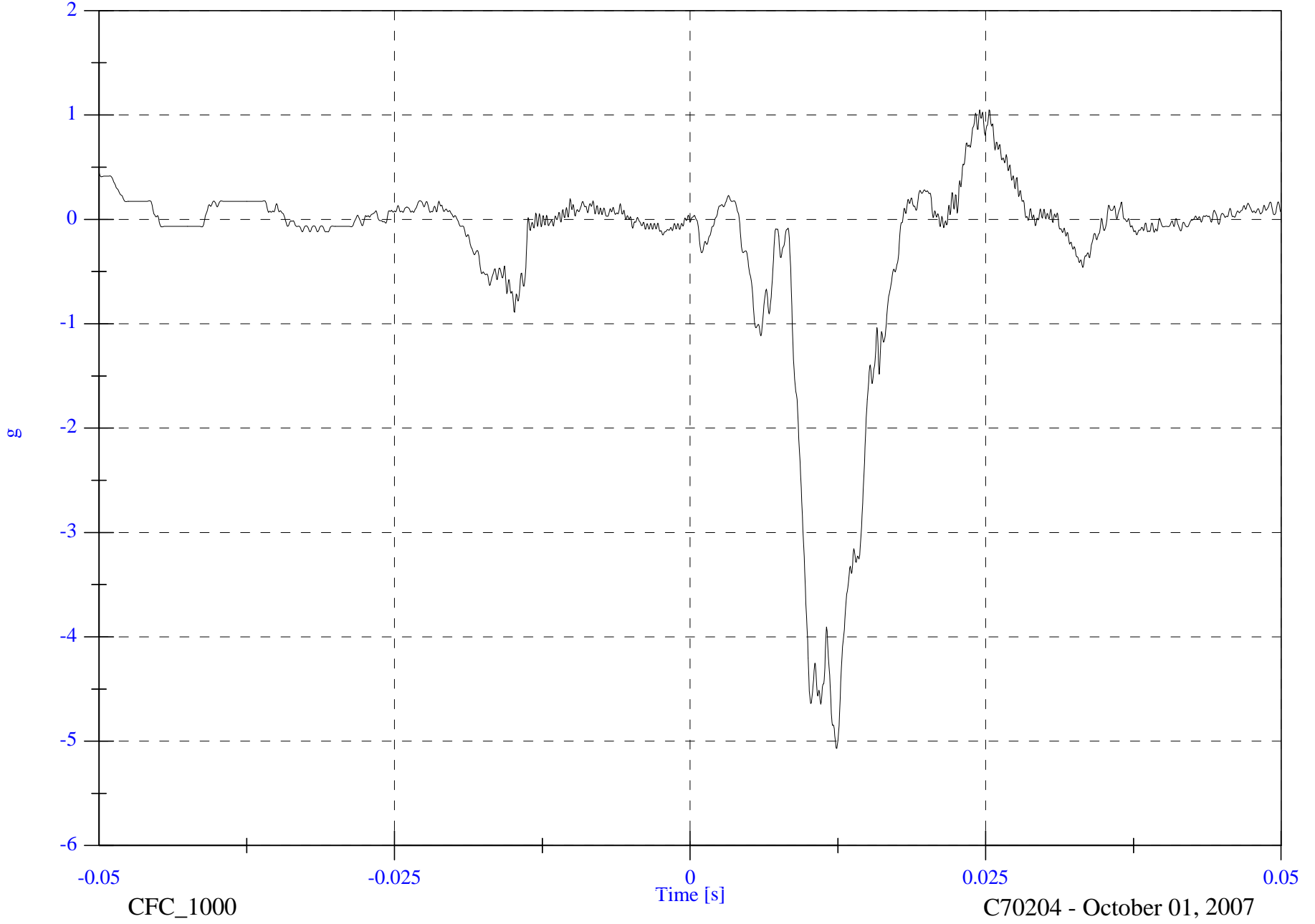
Headform Y Acceleration

Max: 1.0 [g] at 0.024 [s]

Min: -5.1 [g] at 0.012 [s]

C70204 PASSENGER SIDE AP1 IMPACT PLOT #2

8826-FMH-08



FMVSS 201U 2007 Ford Edge

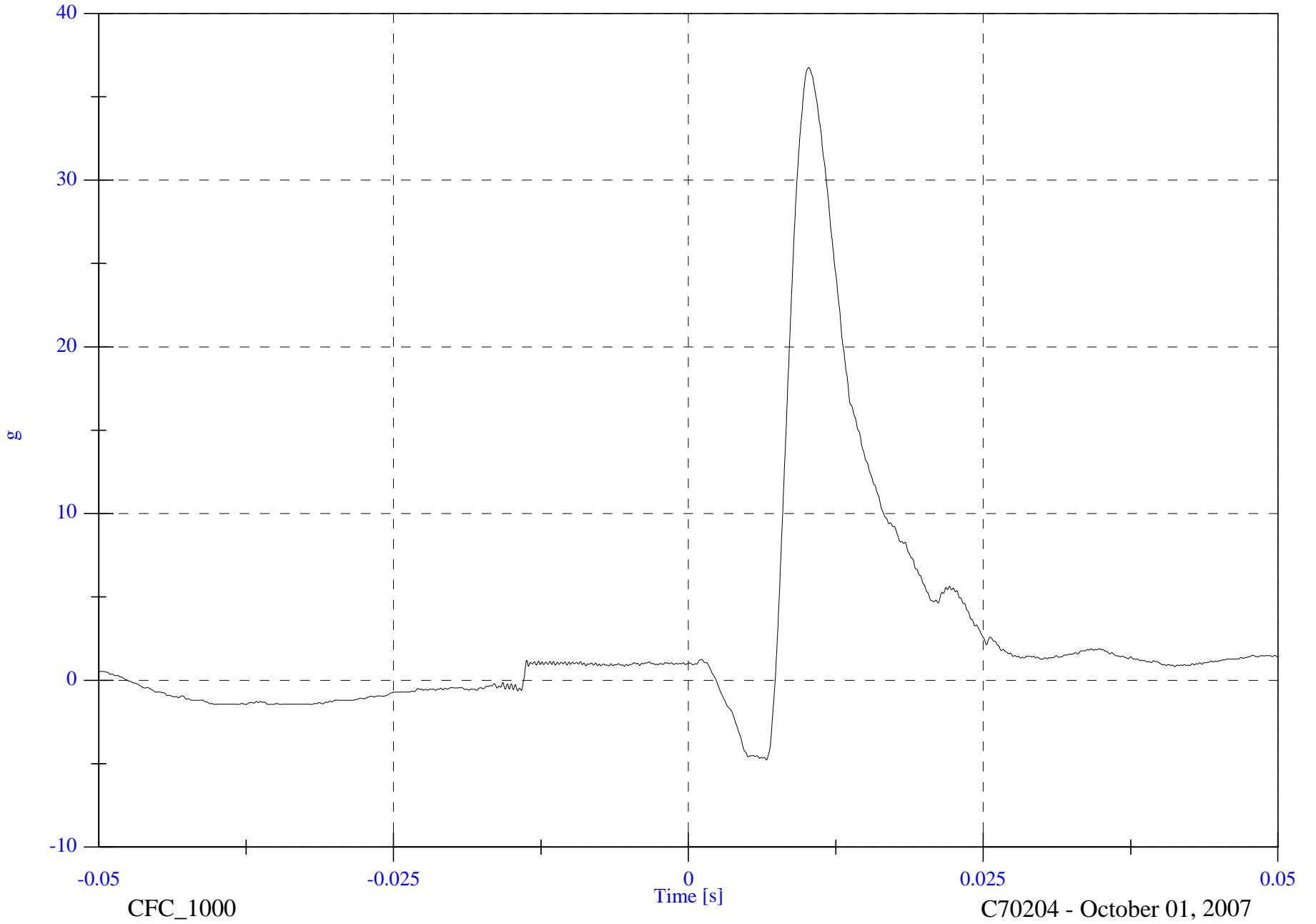
Headform Z Acceleration

Max: 36.8 [g] at 0.010 [s]

Min: -4.8 [g] at 0.007 [s]

C70204 PASSENGER SIDE AP1 IMPACT PLOT #3

8826-FMH-08



FMVSS 201U 2007 Ford Edge

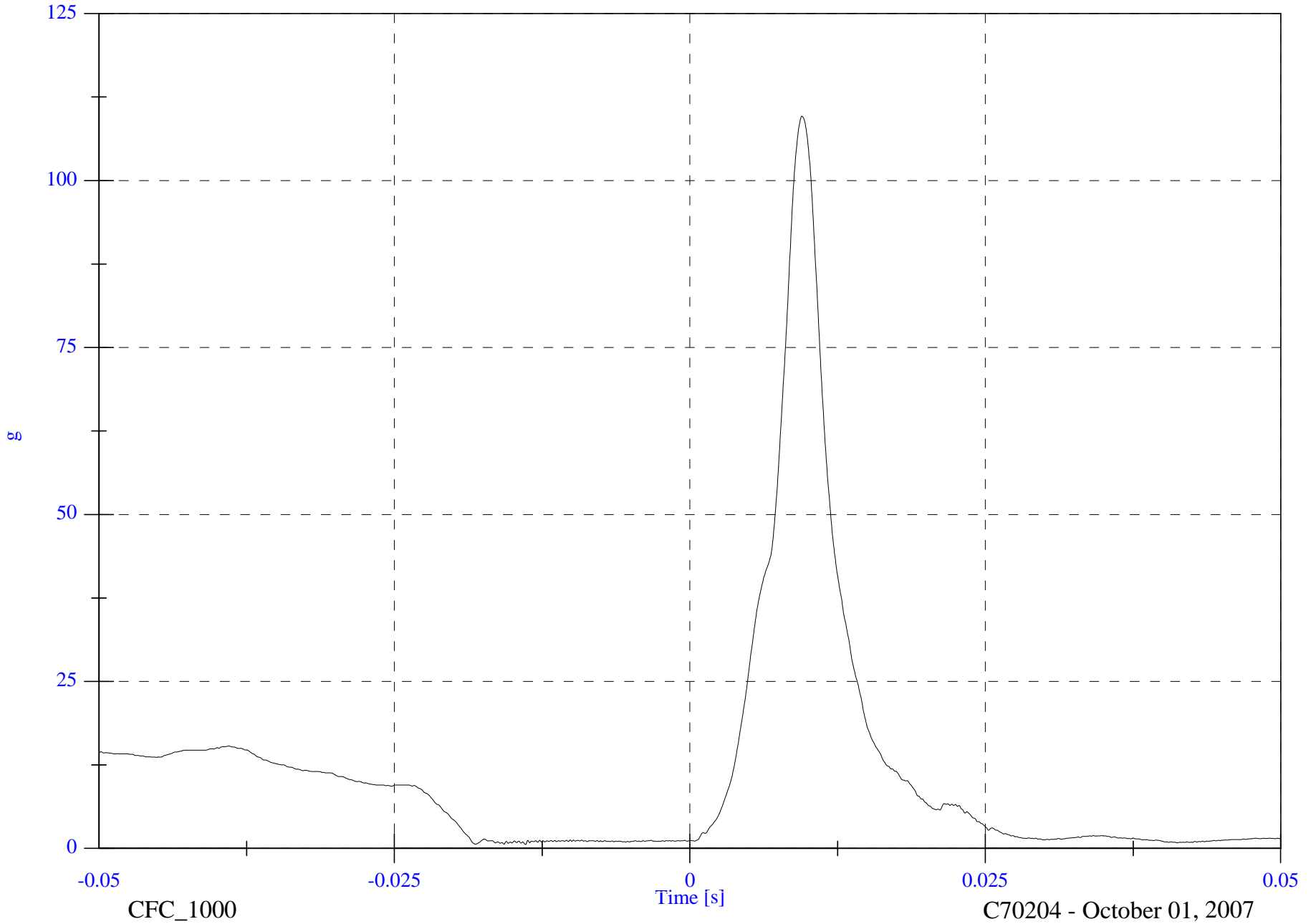
Headform Resultant

Max: 109.6 [g] at 0.009 [s]

Min: 0.6 [g] at -0.014 [s]

C70204 PASSENGER SIDE AP1 IMPACT PLOT #4

8826-FMH-08



CFC\_1000

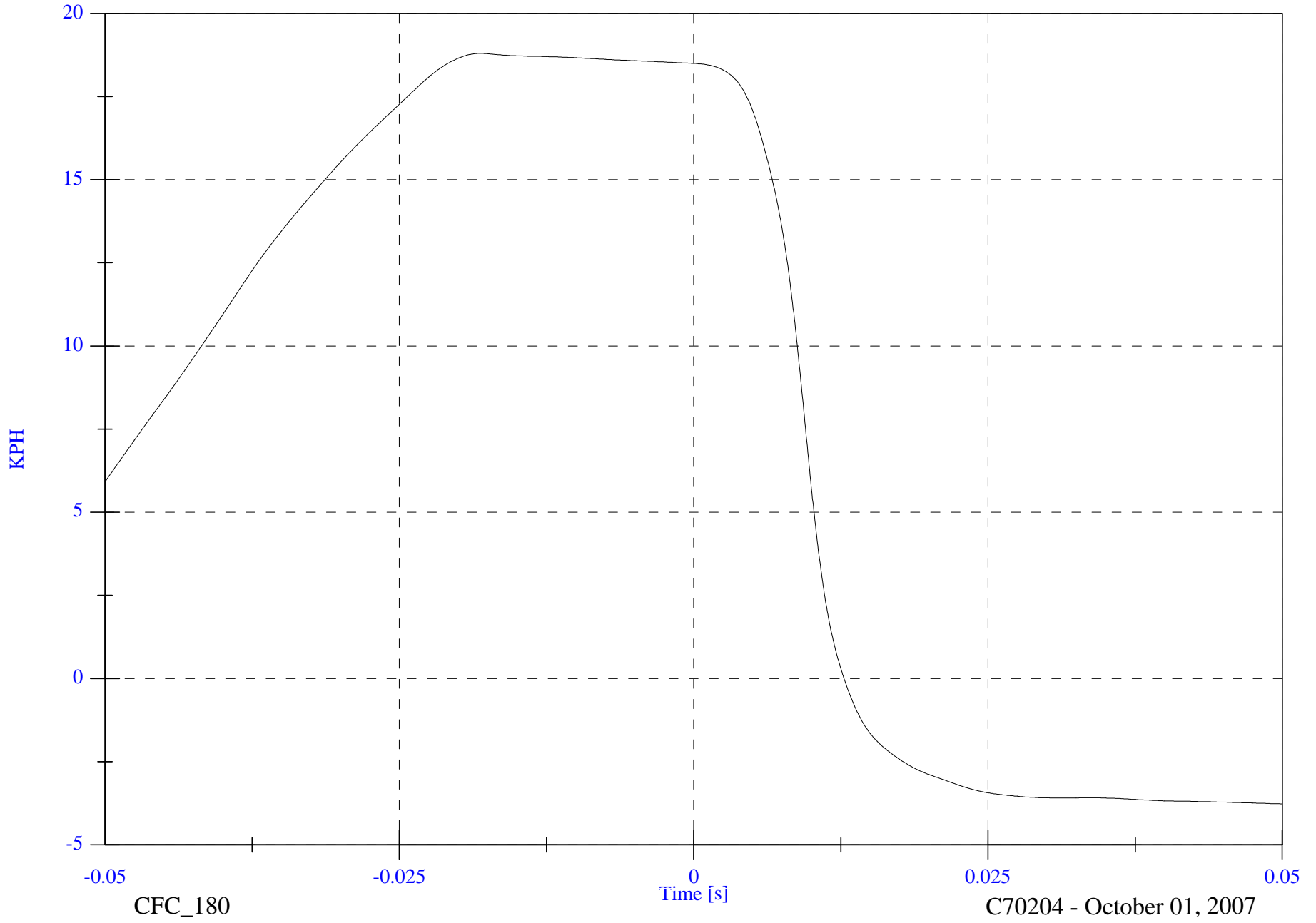
C70204 - October 01, 2007

FMVSS 201U 2007 Ford Edge

Headform Velocity

Max: 18.8 [KPH] at -0.018 [s]

Min: -3.8 [KPH] at 0.050 [s]



C70204 PASSENGER SIDE AP1 IMPACT PLOT #5

8826-FMH-08

CFC\_180

Time [s]

C70204 - October 01, 2007



**PRE-IMPACT AP1**



**POST-IMPACT API**

VEHICLE YEAR/MAKE/MODEL/STYLE:	2007 Ford Edge
VIN:	2FMDK36C07BB33893
DATE OF MANUFACTURE:	06/07(SEE CERTIFICATION LABEL)
COLOR:	Black

Test Number:	9
Test Date:	10/01/07
Target Location:	A Pillar
Target Code:	AP2
Horizontal Impact Angle:	216°
Vertical Impact Angle:	50°
Ambient Temperature:	21°C
Relative Humidity:	51%
Time of Impact:	11:44
Headform Number:	642

Impact Point Description (from lower midpoint on midsagittal line)				
On Centerline	2	<input type="checkbox"/>	mm right	<input checked="" type="checkbox"/> mm left
On Centerline	7			mm up



POST-IMPACT AP2 HEADFORM

Free Motion HIC	311.7
HIC(d)	401.6
Impact Velocity (kph)	18.54
HIC T1 (msec)	2.4
HIC T2 (msec)	11.5

# FMVSS 201U 2007 Ford Edge C70402 - AP2

FMH Headform 642

Location: AP2

Test Date: October 01, 2007

Work File: AP2

## -----TEST RESULTS-----

Lab Temperature: 21 C

HICd: 401.6

Lab Humidity: 51 %

HIC (36ms): 311.7

Velocity at Impact: 18.54 KPH

t1: 2.4 msec

t2: 11.5 msec

Free Flight Distance: 220.93 mm

Duration: 9.1 msec

Average Acceleration: 7.3 g

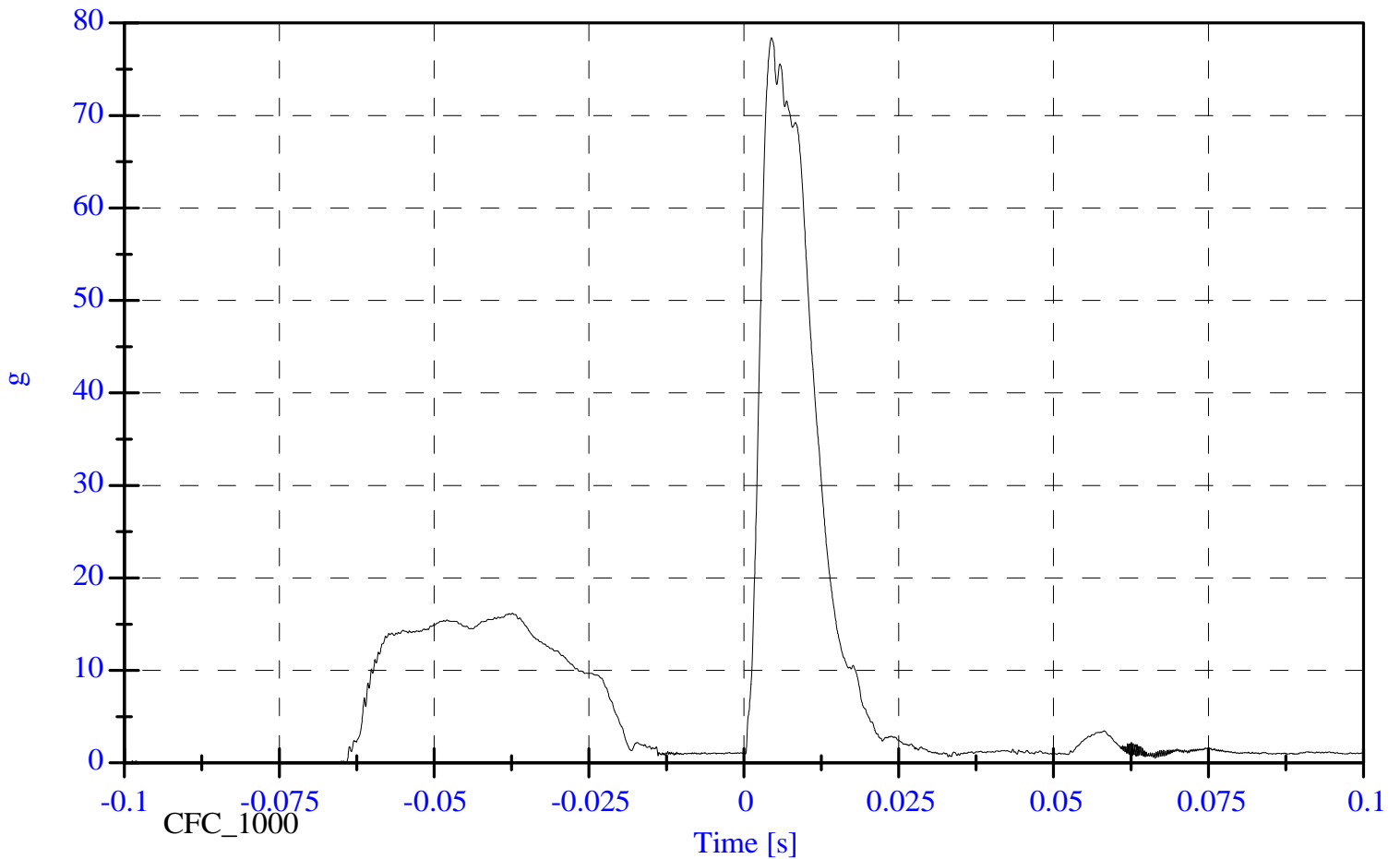
Maximum: 78.4 g

FMVSS 201U 2007 Ford Edge

Headform Resultant

Max: 78.4 [g] at 0.004 [s]

Min: 0.0 [g] at -0.091 [s]





FMVSS 201U 2007 Ford Edge

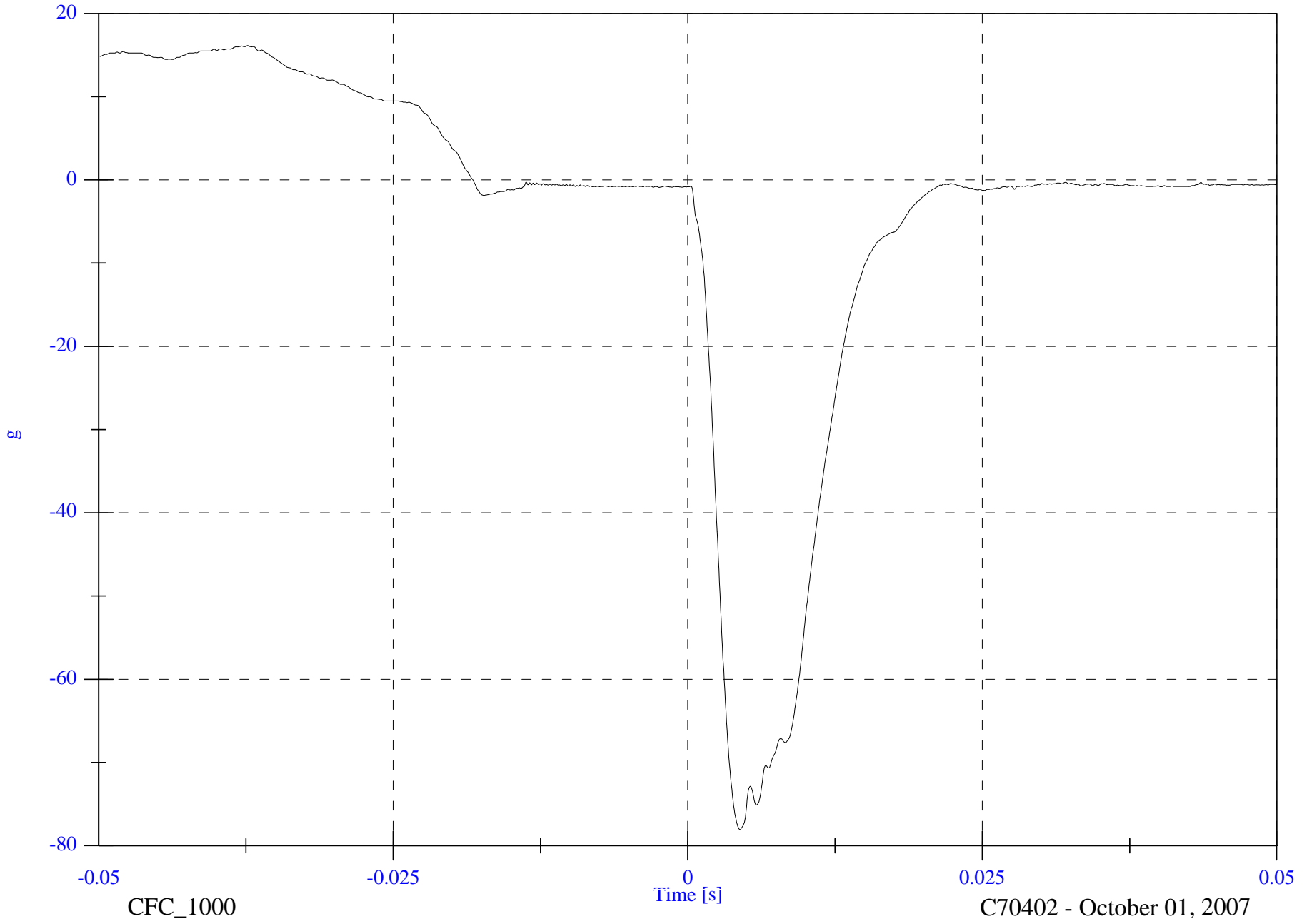
Headform X Acceleration

Max: 16.1 [g] at -0.037 [s]

Min: -78.1 [g] at 0.004 [s]

C70204 DRIVER SIDE AP2 IMPACT PLOT #1

8826-FMH-08



CFC\_1000

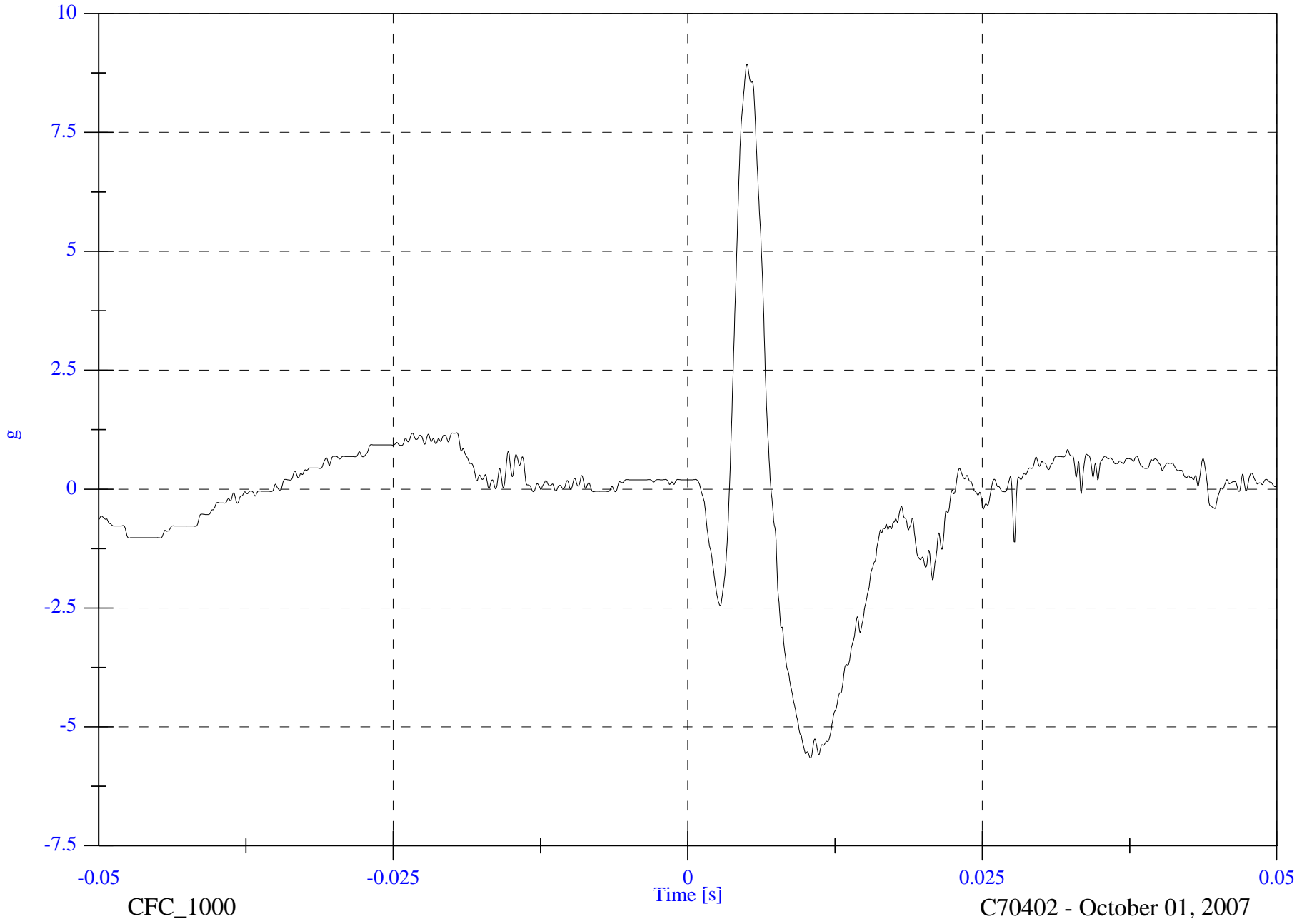
C70402 - October 01, 2007

FMVSS 201U 2007 Ford Edge

Headform Y Acceleration

Max: 8.9 [g] at 0.005 [s]

Min: -5.7 [g] at 0.010 [s]



C70204 DRIVER SIDE AP2 IMPACT PLOT #2

8826-FMH-08

CFC\_1000

C70402 - October 01, 2007

FMVSS 201U 2007 Ford Edge

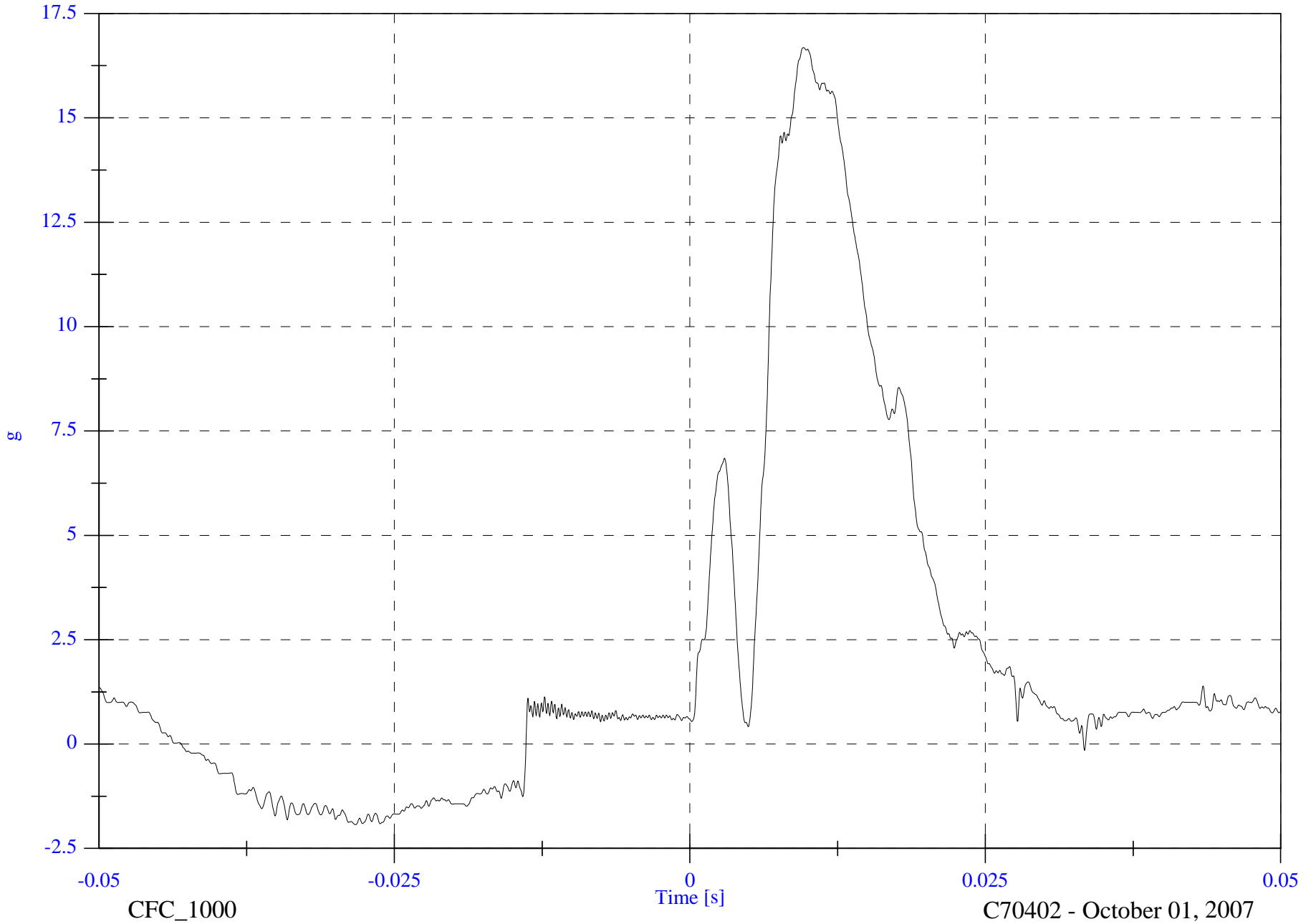
Headform Z Acceleration

Max: 16.7 [g] at 0.010 [s]

Min: -1.9 [g] at -0.028 [s]

C70204 DRIVER SIDE AP2 IMPACT PLOT #3

8826-FMH-08

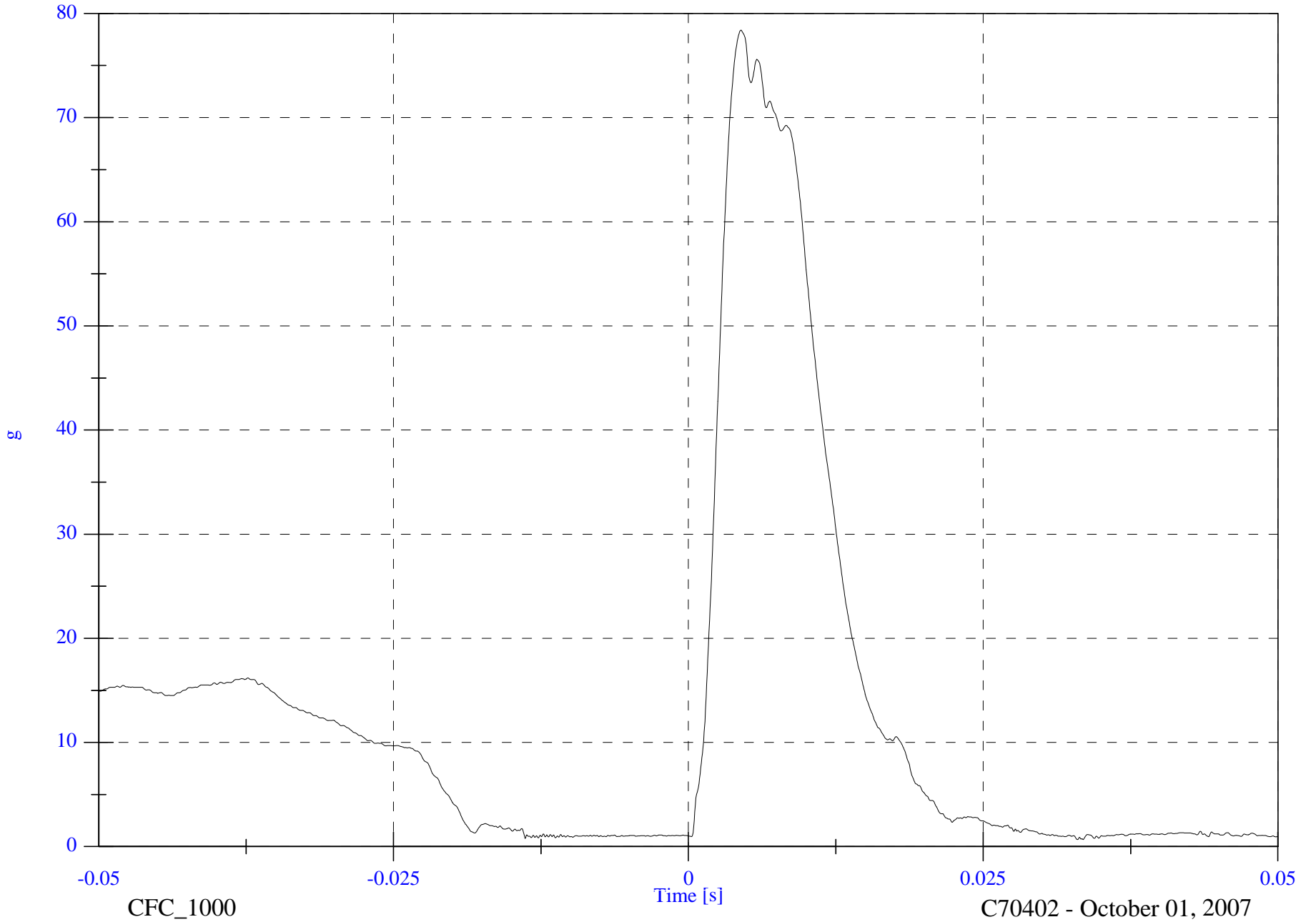


FMVSS 201U 2007 Ford Edge

Headform Resultant

Max: 78.4 [g] at 0.004 [s]

Min: 0.7 [g] at 0.033 [s]



C70204 DRIVER SIDE AP2 IMPACT PLOT #4

8826-FMH-08

CFC\_1000

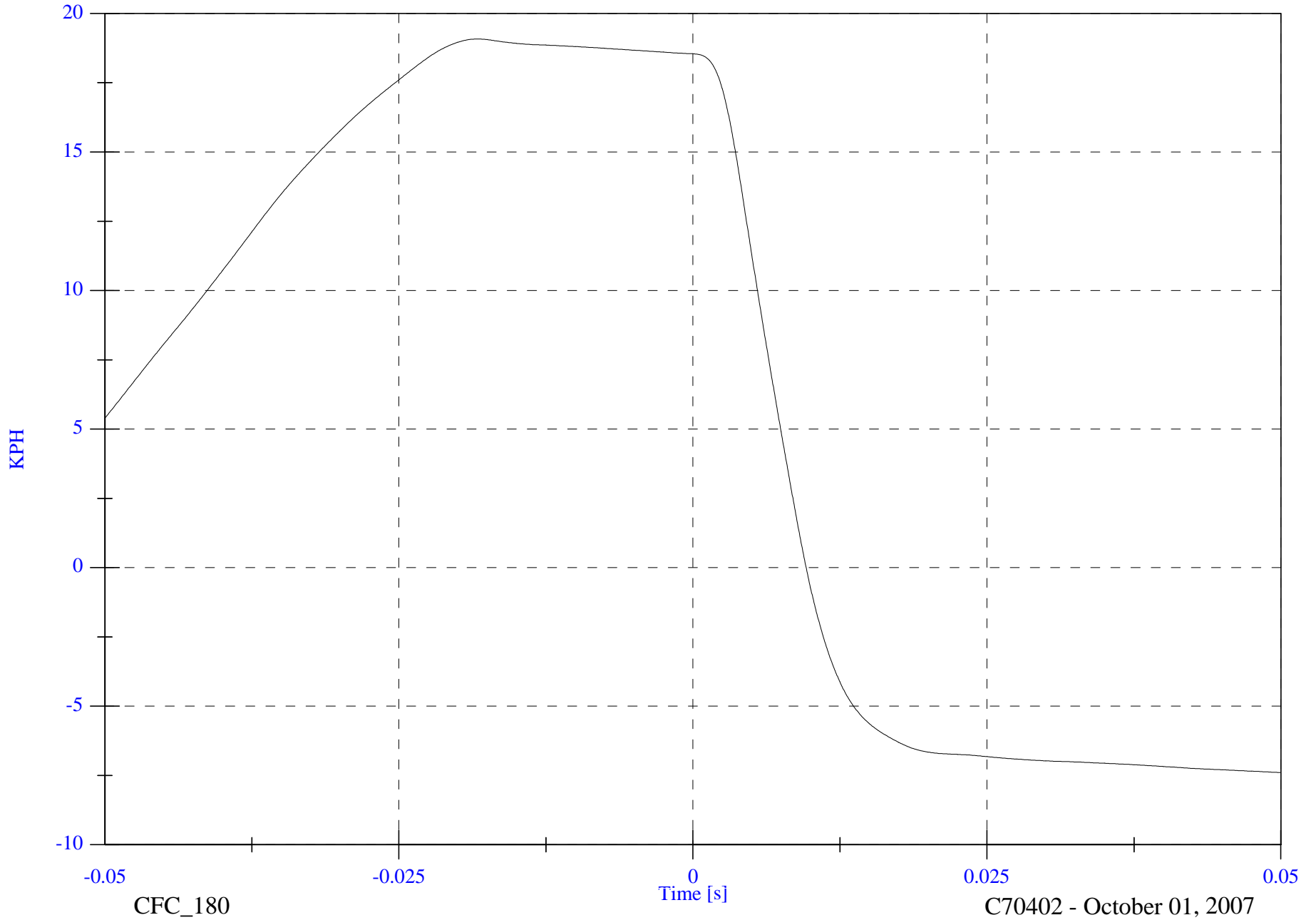
C70402 - October 01, 2007

FMVSS 201U 2007 Ford Edge

### Headform Velocity

Max: 19.1 [KPH] at -0.018 [s]

Min: -7.4 [KPH] at 0.050 [s]



C70204 DRIVER SIDE AP2 IMPACT PLOT #5

8826-FMH-08

CFC\_180

C70402 - October 01, 2007



PRE-IMPACT AP2



POST-IMPACT AP2

VEHICLE YEAR/MAKE/MODEL/STYLE:	2007 Ford Edge
VIN:	2FMDK36C07BB33893
DATE OF MANUFACTURE:	06/07(SEE CERTIFICATION LABEL)
COLOR:	Black

Test Number:	10
Test Date:	10/01/07
Target Location:	B Pillar
Target Code:	BP2
Horizontal Impact Angle:	270°
Vertical Impact Angle:	0°
Ambient Temperature:	21°C
Relative Humidity:	46
Time of Impact:	13:39
Headform Number:	62

Impact Point Description (from lower midpoint on midsagittal line)					
On Centerline	3	<input type="checkbox"/>	mm right	<input checked="" type="checkbox"/>	mm left
On Centerline	7				mm up



POST-IMPACT BP2 HEADFORM

Free Motion HIC	559.8
HIC(d)	588.8
Impact Velocity (kph)	23.5
HIC T1 (msec)	3.1
HIC T2 (msec)	8.6



# FMVSS 201U 2007 Ford Edge C70204 - BP2

FMH Headform 0062

Location: BP2

Test Date: October 01, 2007

Work File: BP2

## -----TEST RESULTS-----

Lab Temperature: 21 C

HICd: 588.8

Lab Humidity: 46 %

HIC (36ms): 559.8

Velocity at Impact: 23.47 KPH

t1: 3.1 msec

t2: 8.6 msec

Free Flight Distance: 217.48 mm

Duration: 5.5 msec

Average Acceleration: 4.6 g

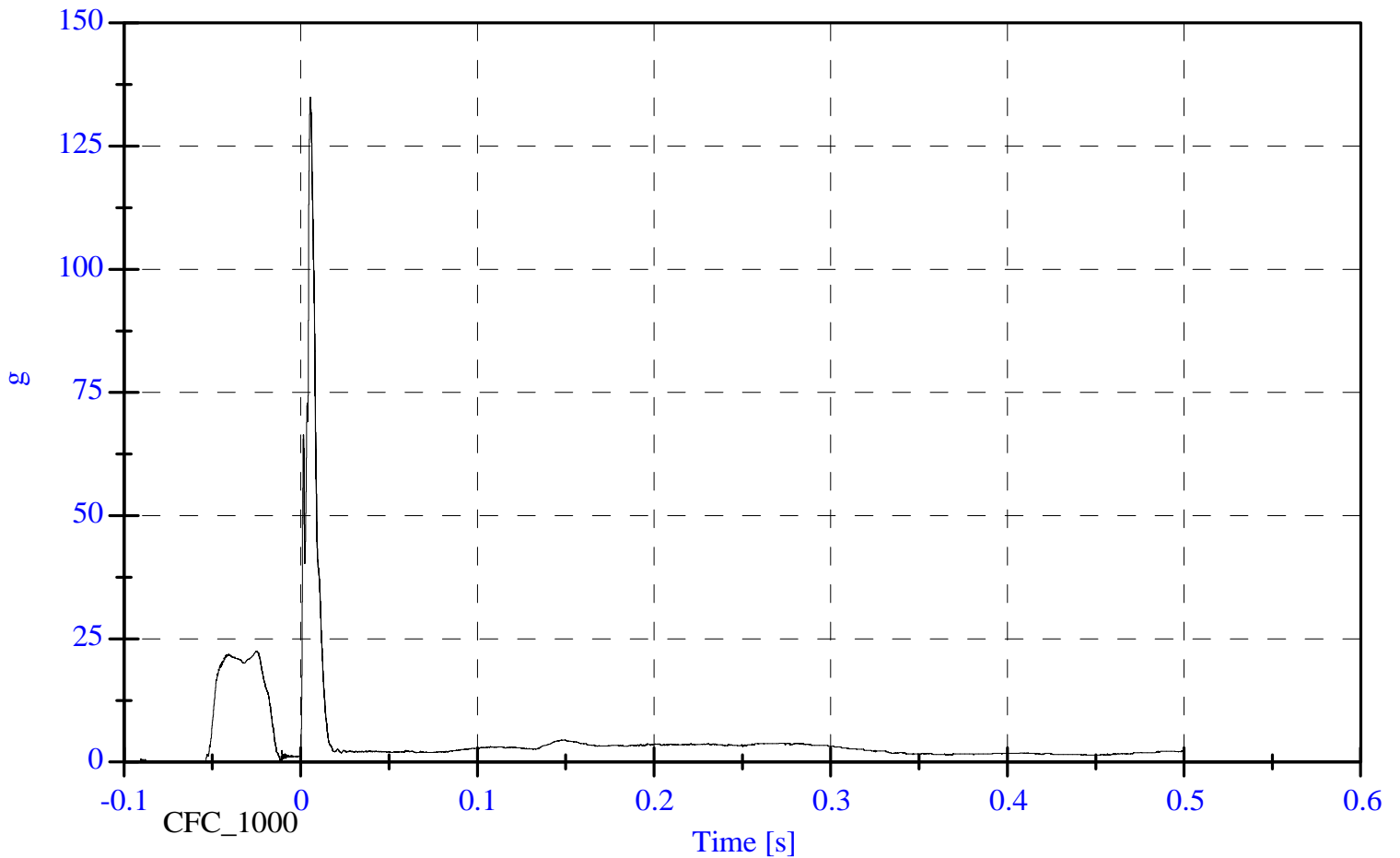
Maximum: 134.9 g

FMVSS 201U 2007 Ford Edge

Headform Resultant

Max: 134.9 [g] at 0.005 [s]

Min: 0.0 [g] at -0.056 [s]

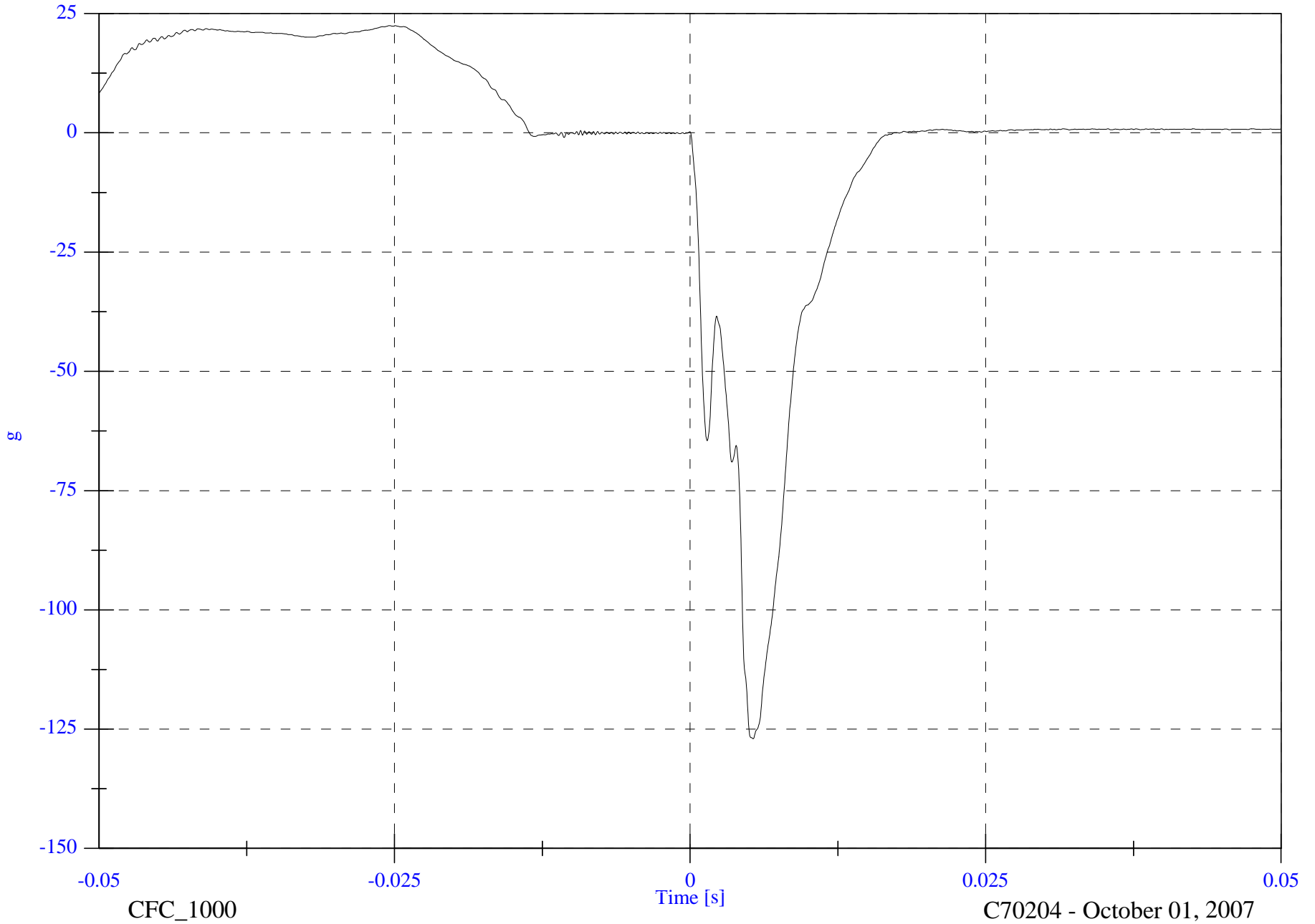


FMVSS 201U 2007 Ford Edge

Headform X Acceleration

Max: 22.4 [g] at -0.025 [s]

Min: -127.0 [g] at 0.005 [s]



C70204 DRIVER SIDE BP2 IMPACT PLOT# 1

8826-FMH-08

CFC\_1000

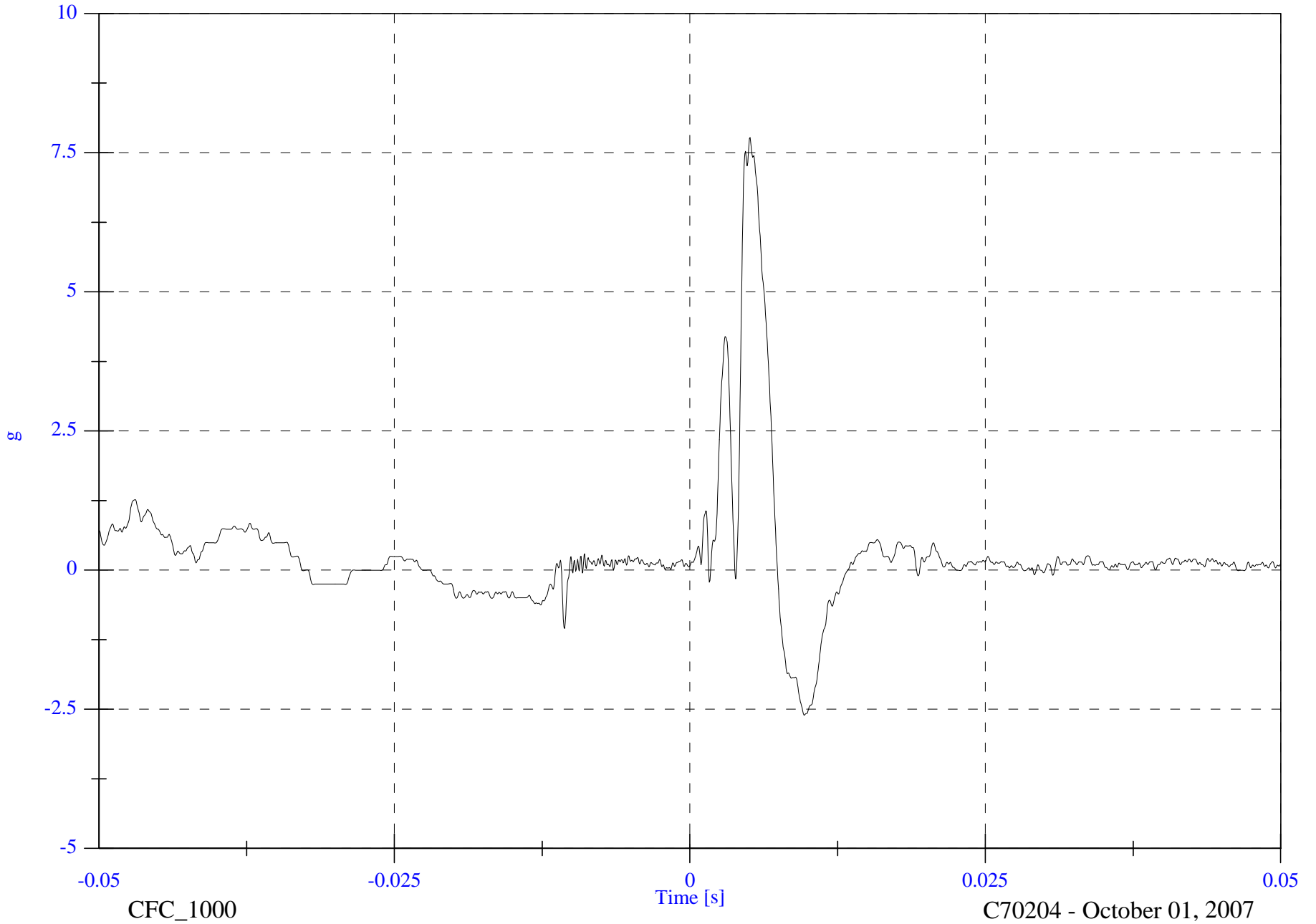
C70204 - October 01, 2007

FMVSS 201U 2007 Ford Edge

Headform Y Acceleration

Max: 7.8 [g] at 0.005 [s]

Min: -2.6 [g] at 0.010 [s]



C70204 DRIVER SIDE BP2 IMPACT PLOT# 2

8826-FMH-08

CFC\_1000

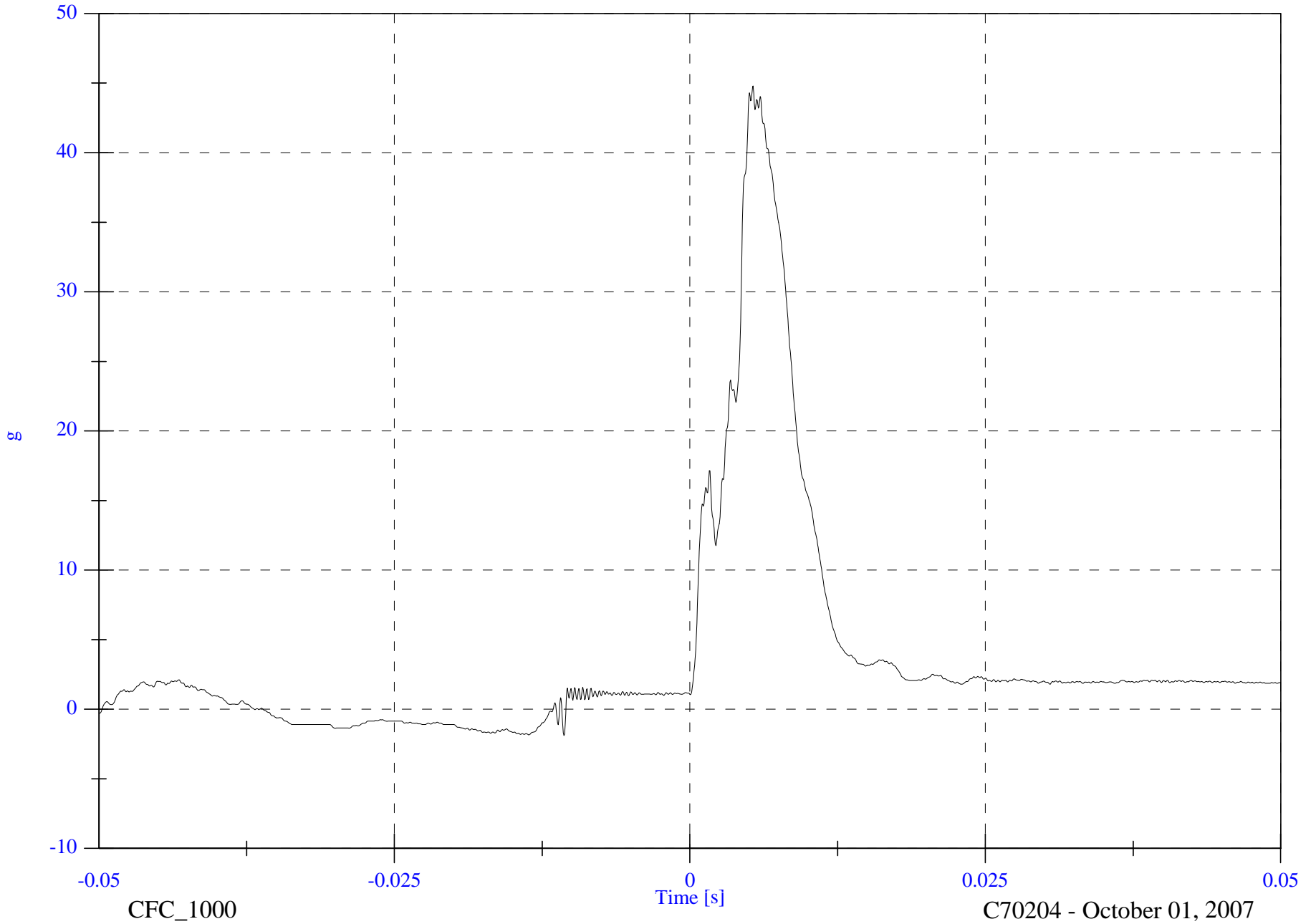
C70204 - October 01, 2007

FMVSS 201U 2007 Ford Edge

Headform Z Acceleration

Max: 44.8 [g] at 0.005 [s]

Min: -1.9 [g] at -0.011 [s]



C70204 DRIVER SIDE BP2 IMPACT PLOT# 3

8826-FMH-08

FMVSS 201U 2007 Ford Edge

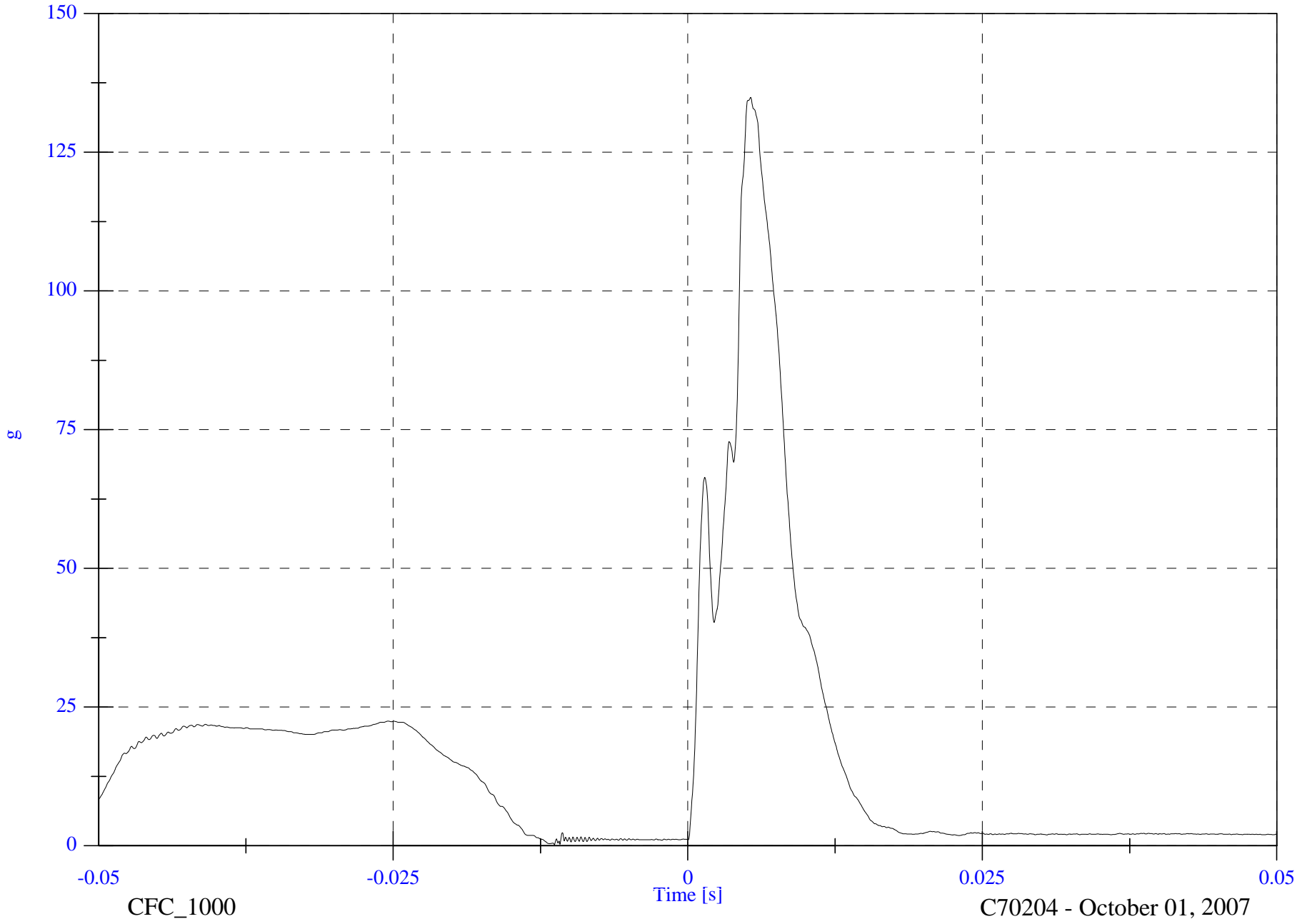
Headform Resultant

Max: 134.9 [g] at 0.005 [s]

Min: 0.1 [g] at -0.011 [s]

C70204 DRIVER SIDE BP2 IMPACT PLOT# 4

8826-FMH-08



CFC\_1000

C70204 - October 01, 2007

FMVSS 201U 2007 Ford Edge

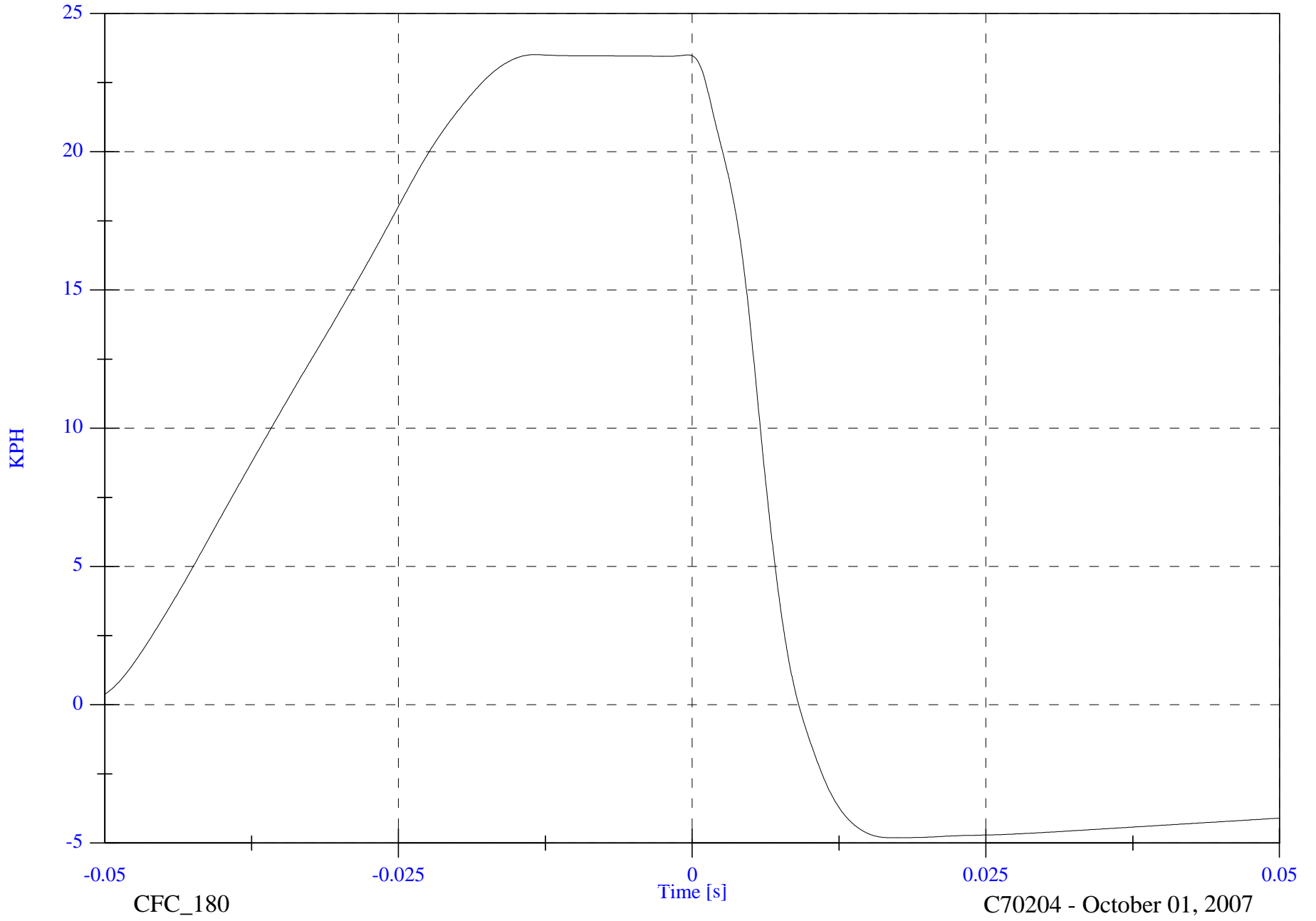
### Headform Velocity

Max: 23.5 [KPH] at -0.013 [s]

Min: -4.8 [KPH] at 0.017 [s]

C70204 DRIVER SIDE BP2 IMPACT PLOT# 5

8826-FMH-08



CFC\_180

Time [s]

C70204 - October 01, 2007



**PRE-IMPACT BP2**



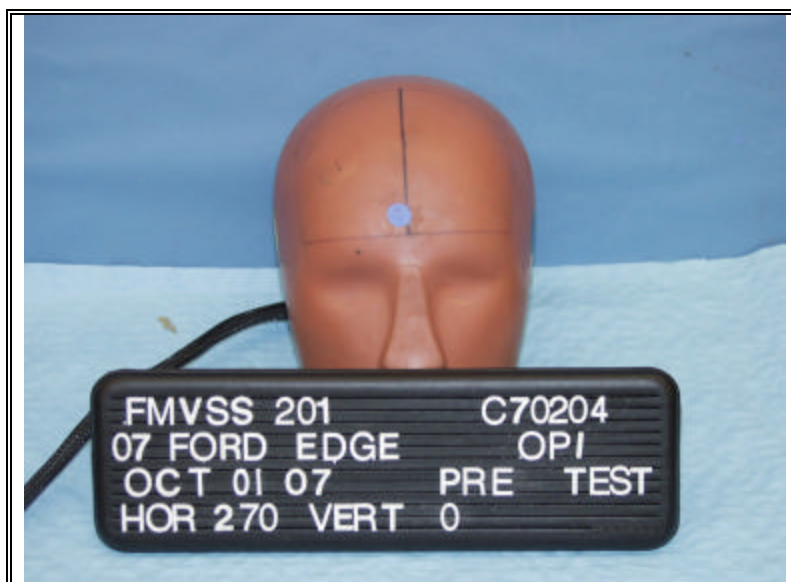
**POST-IMPACT BP2**



VEHICLE YEAR/MAKE/MODEL/STYLE:	2007 Ford Edge
VIN:	2FMDK36C07BB33893
DATE OF MANUFACTURE:	06/07(SEE CERTIFICATION LABEL)
COLOR:	Black

Test Number:	11
Test Date:	10/01/07
Target Location:	Other Pillar
Target Code:	OP1
Horizontal Impact Angle:	270°
Vertical Impact Angle:	0°
Ambient Temperature:	21°C
Relative Humidity:	45
Time of Impact:	14:19
Headform Number:	355

Impact Point Description (from lower midpoint on midsagittal line)			
On Centerline	5	<input checked="" type="checkbox"/> mm right	<input type="checkbox"/> mm left
On Centerline	10		<input type="checkbox"/> mm up



POST-IMPACT OPI HEADFORM

Free Motion HIC	877.2
HIC(d)	828.2
Impact Velocity (kph)	23.55
HIC T1 (msec)	1.4
HIC T2 (msec)	8.0

# FMVSS 201U 2007 Ford Edge C70204 - OP1

FMH Headform 355

Location: OP1

Test Date: October 01, 2007

Work File: OP1

## -----TEST RESULTS-----

Lab Temperature: 21 C

HICd: 828.2

Lab Humidity: 45 %

HIC (36ms): 877.2

Velocity at Impact: 23.55 KPH

t1: 1.4 msec

t2: 8.0 msec

Free Flight Distance: 221.42 mm

Duration: 6.6 msec

Average Acceleration: 8.4 g

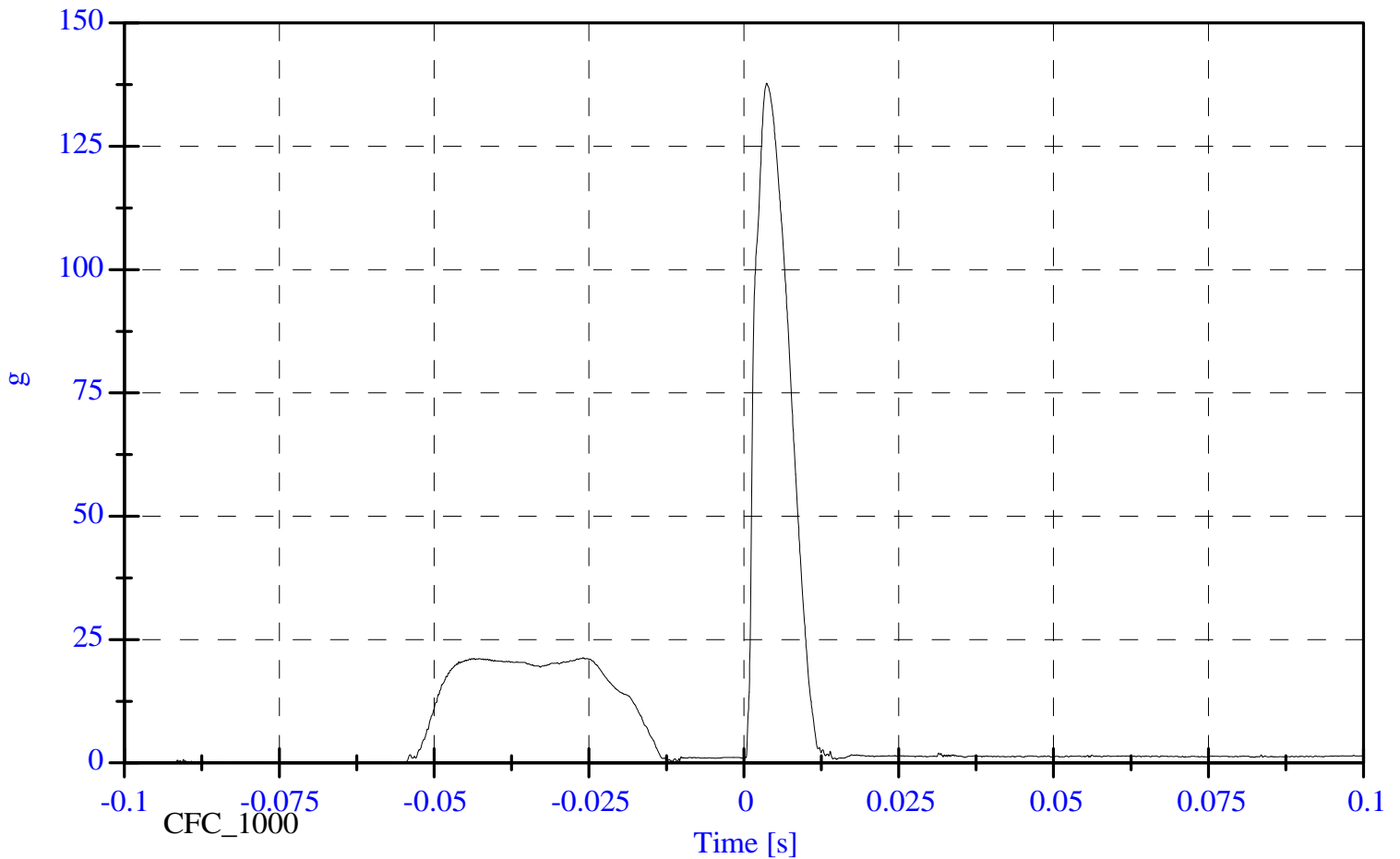
Maximum: 137.8 g

FMVSS 201U 2007 Ford Edge

Headform Resultant

Max: 137.8 [g] at 0.004 [s]

Min: 0.0 [g] at -0.066 [s]

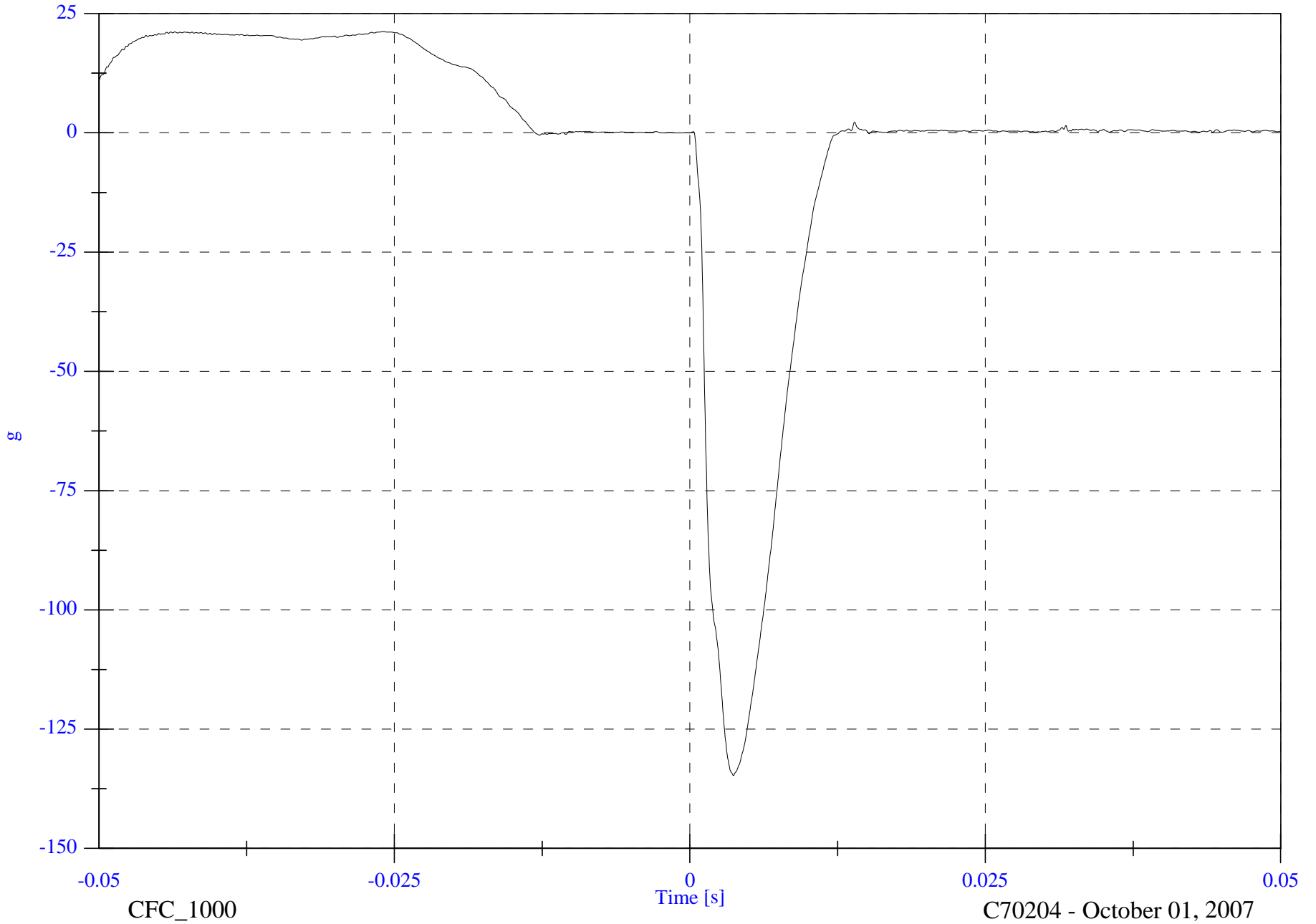


FMVSS 201U 2007 Ford Edge

Headform X Acceleration

Max: 21.2 [g] at -0.026 [s]

Min: -134.7 [g] at 0.004 [s]



C70204 DRIVER SIDE OP1 IMPACT PLOT #1

8826-FMH-08

CFC\_1000

C70204 - October 01, 2007

FMVSS 201U 2007 Ford Edge

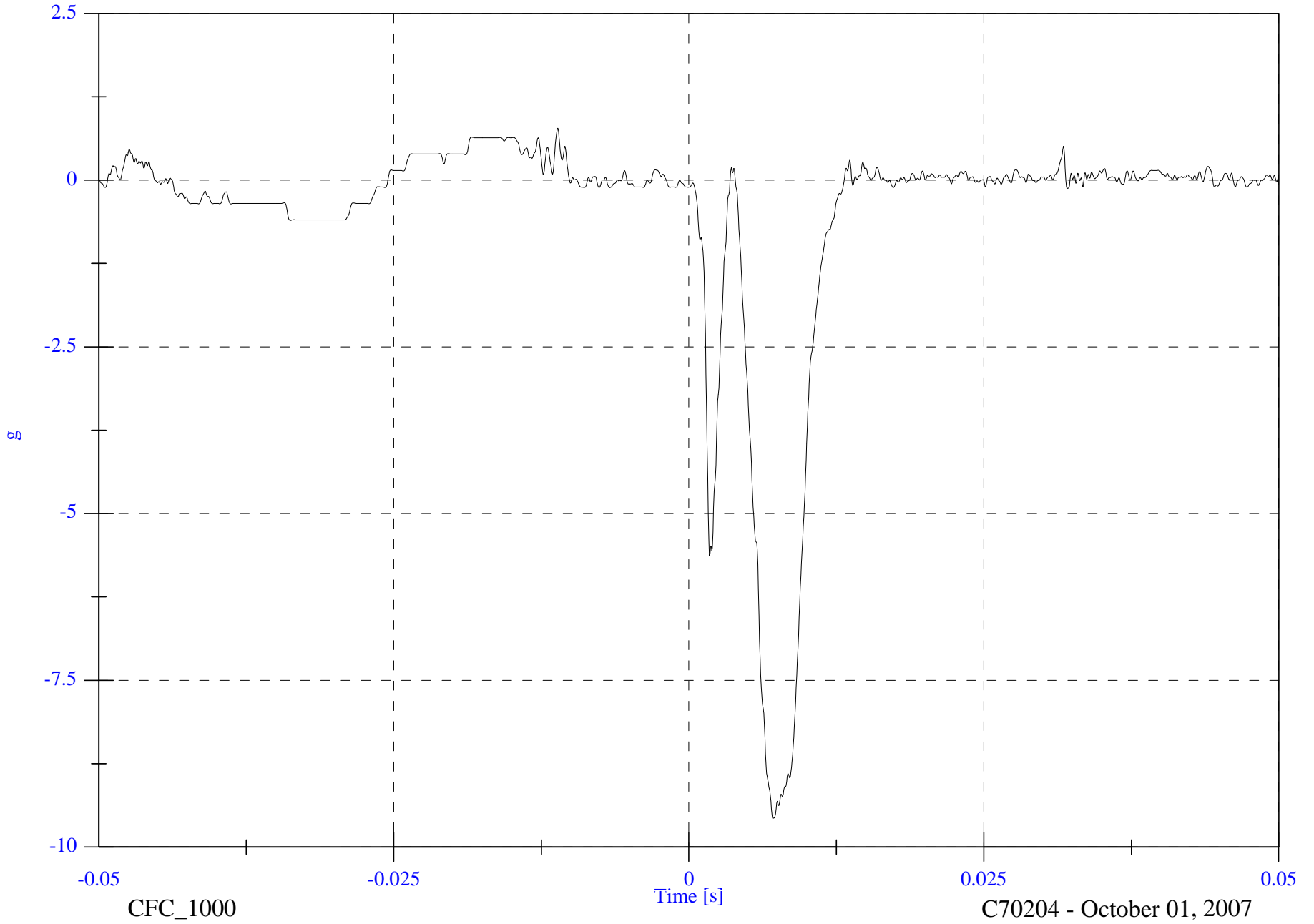
Headform Y Acceleration

Max: 0.8 [g] at -0.011 [s]

Min: -9.6 [g] at 0.007 [s]

C70204 DRIVER SIDE OP1 IMPACT PLOT #2

8826-FMH-08



CFC\_1000

C70204 - October 01, 2007

FMVSS 201U 2007 Ford Edge

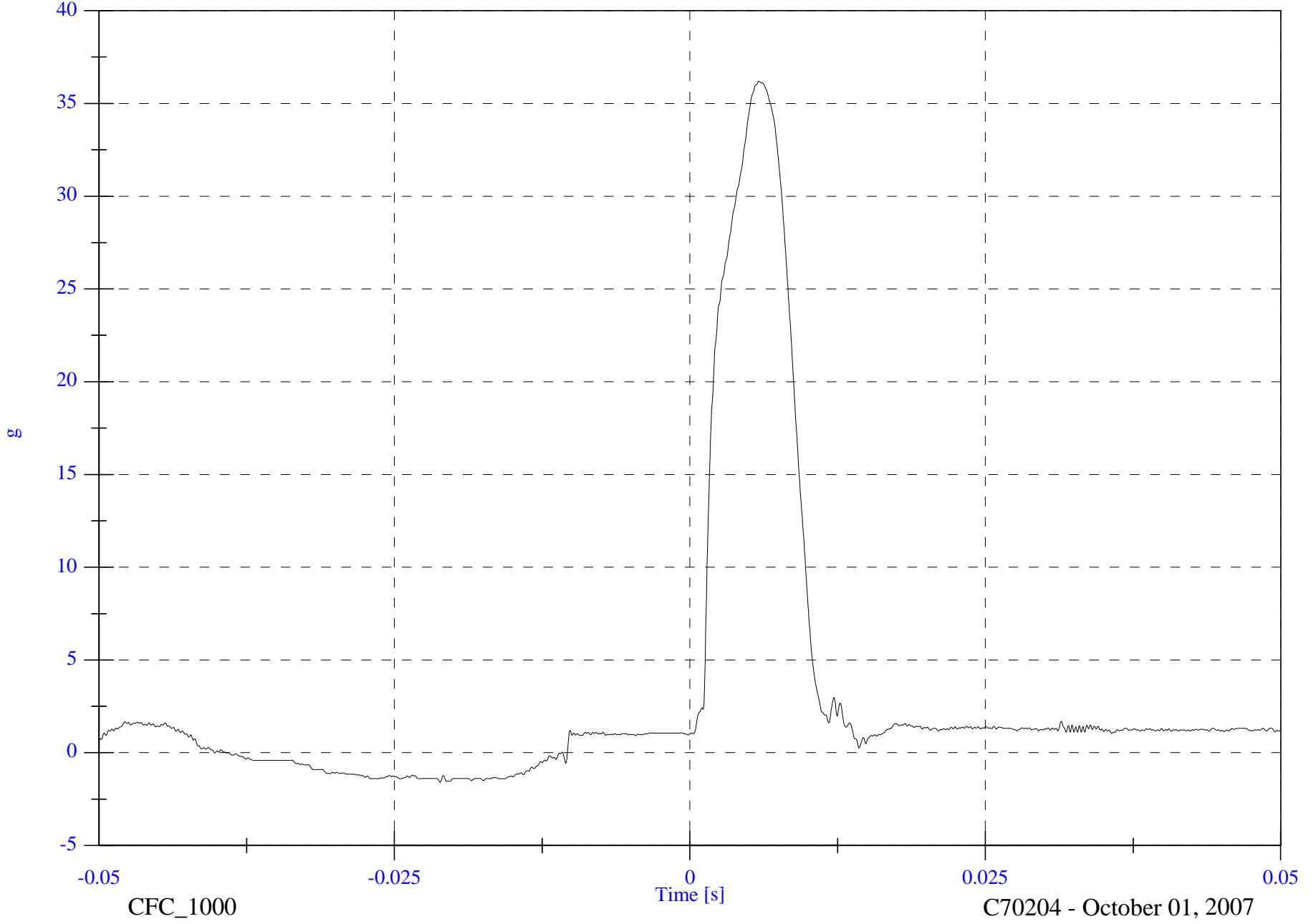
Headform Z Acceleration

Max: 36.2 [g] at 0.006 [s]

Min: -1.6 [g] at -0.021 [s]

C70204 DRIVER SIDE OP1 IMPACT PLOT #3

8826-FMH-08



CFC\_1000

C70204 - October 01, 2007

FMVSS 201U 2007 Ford Edge

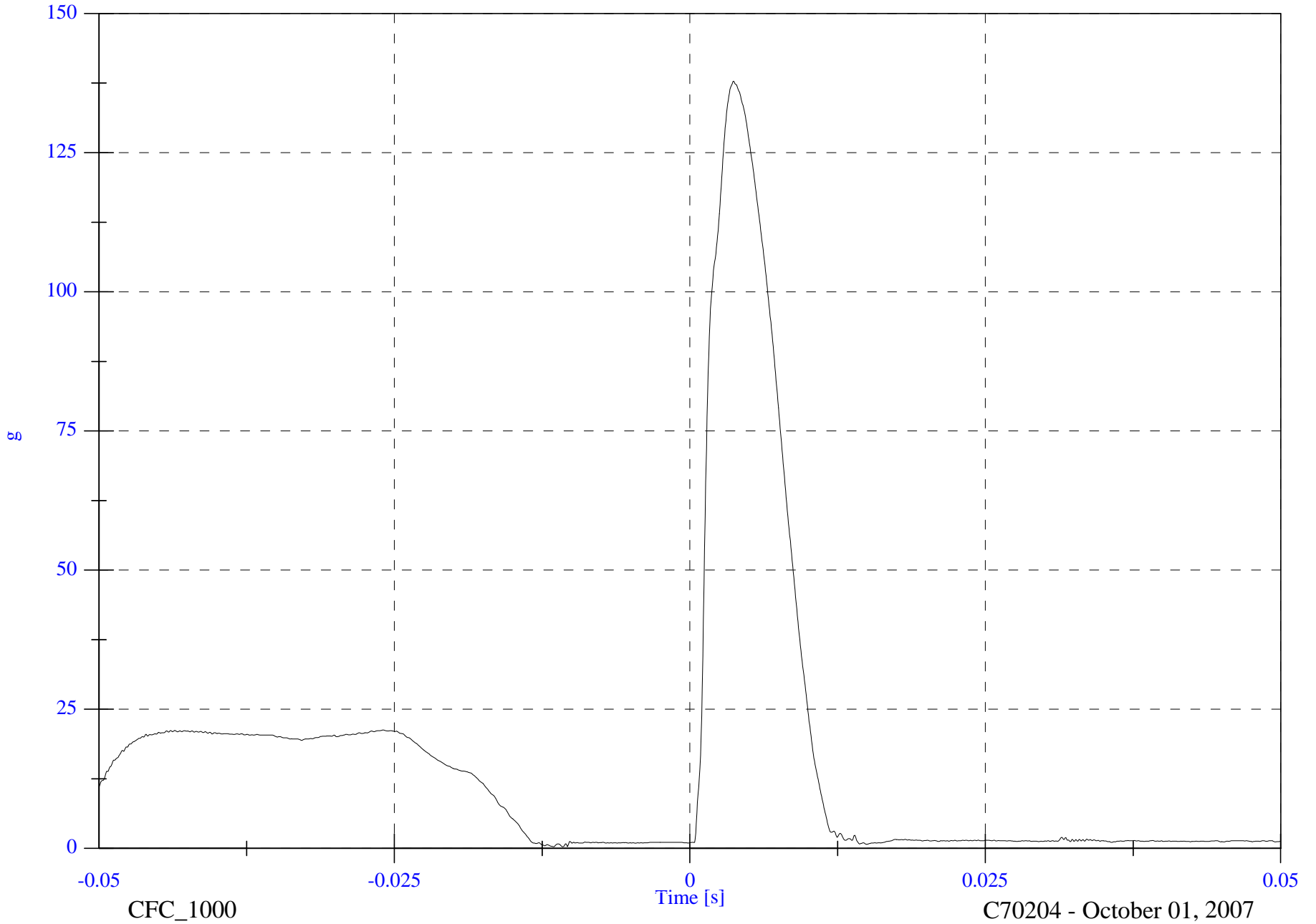
Headform Resultant

Max: 137.8 [g] at 0.004 [s]

Min: 0.3 [g] at -0.011 [s]

C70204 DRIVER SIDE OP1 IMPACT PLOT #4

8826-FMH-08

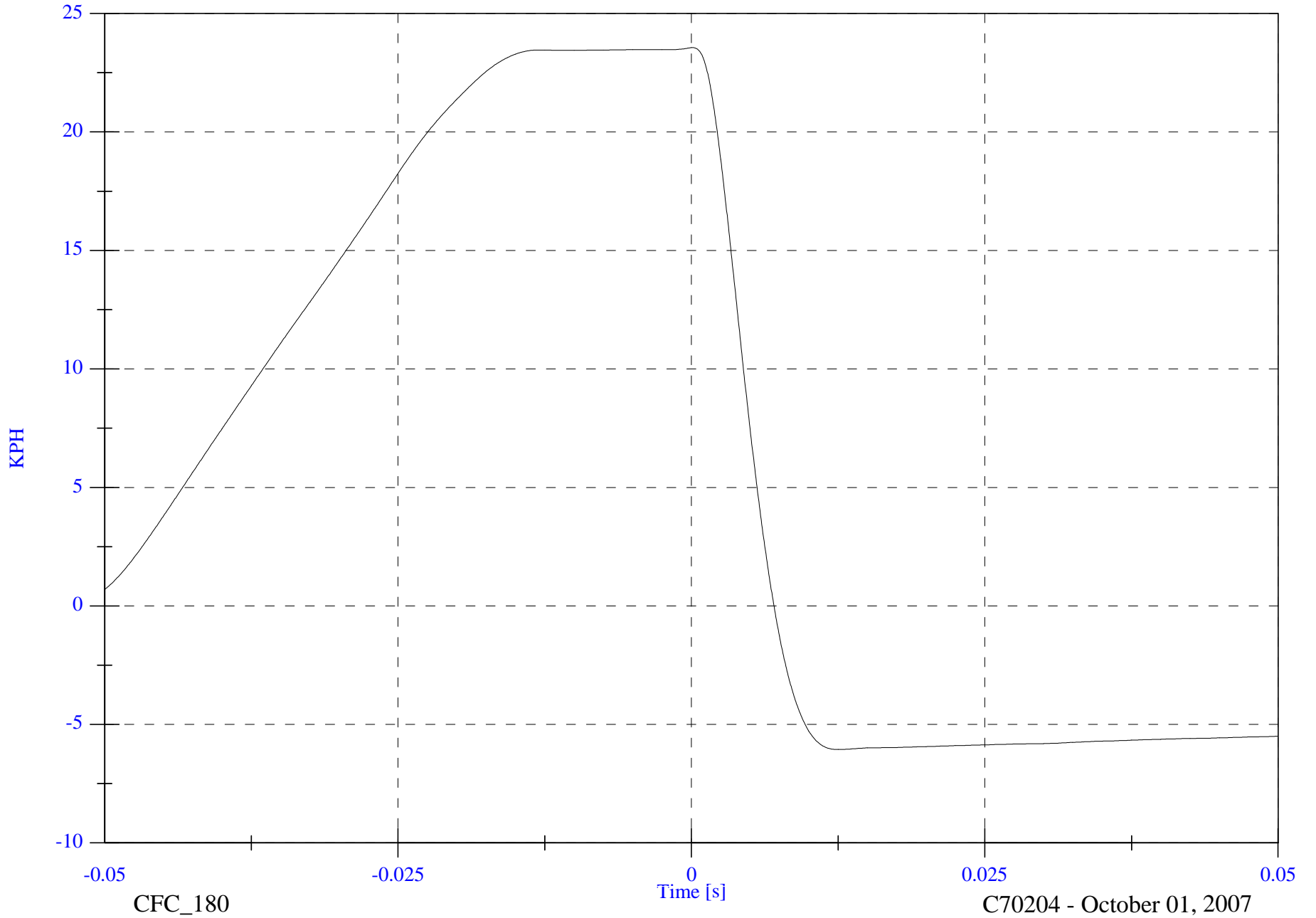


FMVSS 201U 2007 Ford Edge

Max: 23.6 [KPH] at 0.000 [s]

Min: -6.1 [KPH] at 0.013 [s]

### Headform Velocity



C70204 DRIVER SIDE OP1 IMPACT PLOT #5

8826-FMH-08

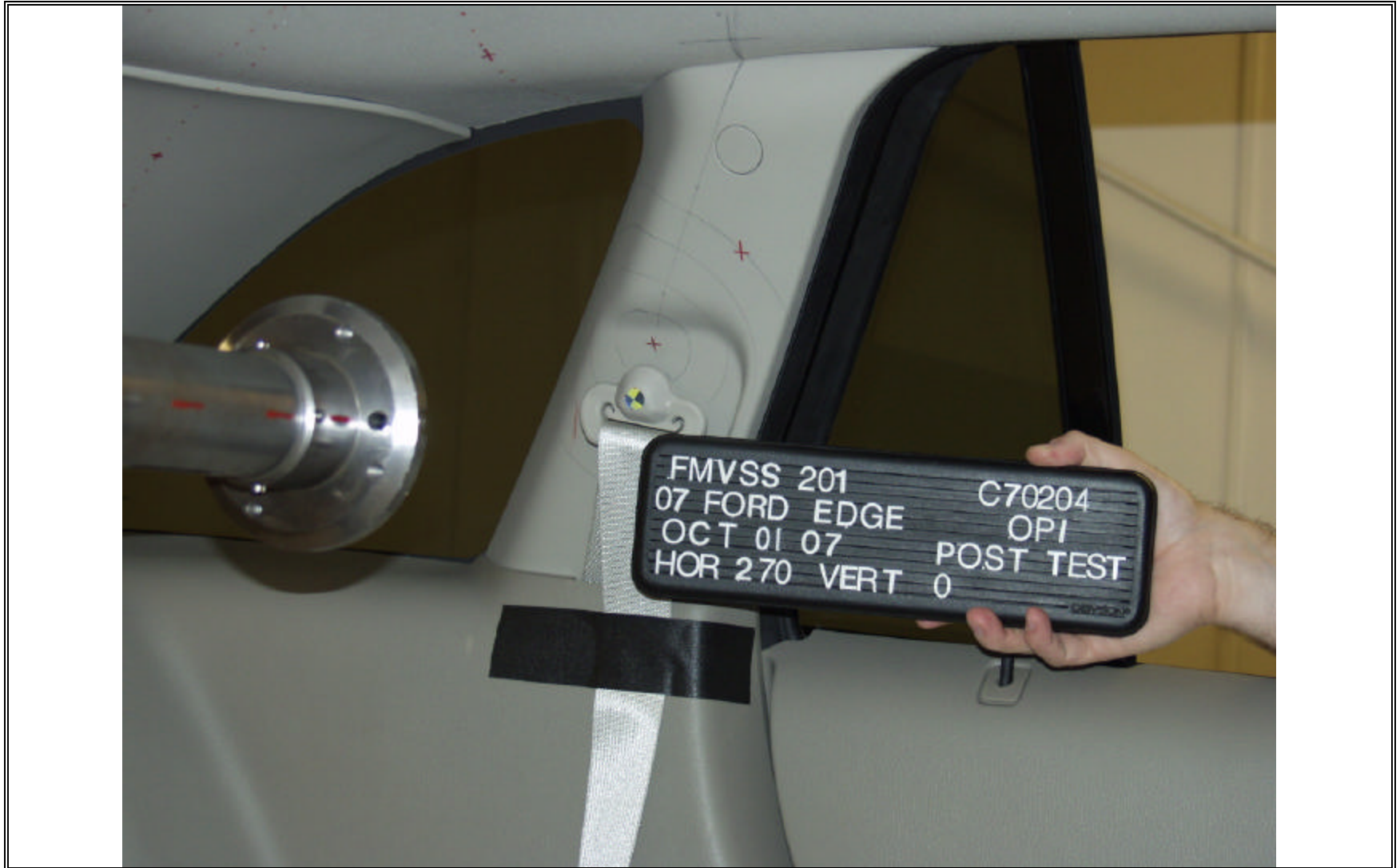
CFC\_180

C70204 - October 01, 2007



PRE-IMPACT OPI






**POST-IMPACT OPI**

VEHICLE YEAR/MAKE/MODEL/STYLE:	2007 Ford Edge
VIN:	2FMDK36C07BB33893
DATE OF MANUFACTURE:	06/07(SEE CERTIFICATION LABEL)
COLOR:	Black

Test Number:	12
Test Date:	10/01/07
Target Location:	Upper Roof
Target Code:	URBP
Horizontal Impact Angle:	270°
Vertical Impact Angle:	45°
Ambient Temperature:	21°C
Relative Humidity:	46
Time of Impact:	14:51
Headform Number:	805

Impact Point Description (from lower midpoint on midsagittal line)					
On Centerline	10	<input type="checkbox"/>	mm right	<input checked="" type="checkbox"/>	mm left
On Centerline	43				mm up



POST-IMPACT URBP HEADFORM

Free Motion HIC	533.2
HIC(d)	568.7
Impact Velocity (kph)	23.77
HIC T1 (msec)	4.1
HIC T2 (msec)	14.7

# FMVSS 201U 2007 Ford Edge C70204 - URBP

FMH Headform 805

Location: URBP

Test Date: October 01, 2007

Work File: URBP

## -----TEST RESULTS-----

Lab Temperature: 21 C

HICd: 568.7

Lab Humidity: 46 %

HIC (36ms): 533.2

Velocity at Impact: 23.77 KPH

t1: 4.1 msec

t2: 14.7 msec

Free Flight Distance: 218.74 mm

Duration: 10.5 msec

Average Acceleration: 9.3 g

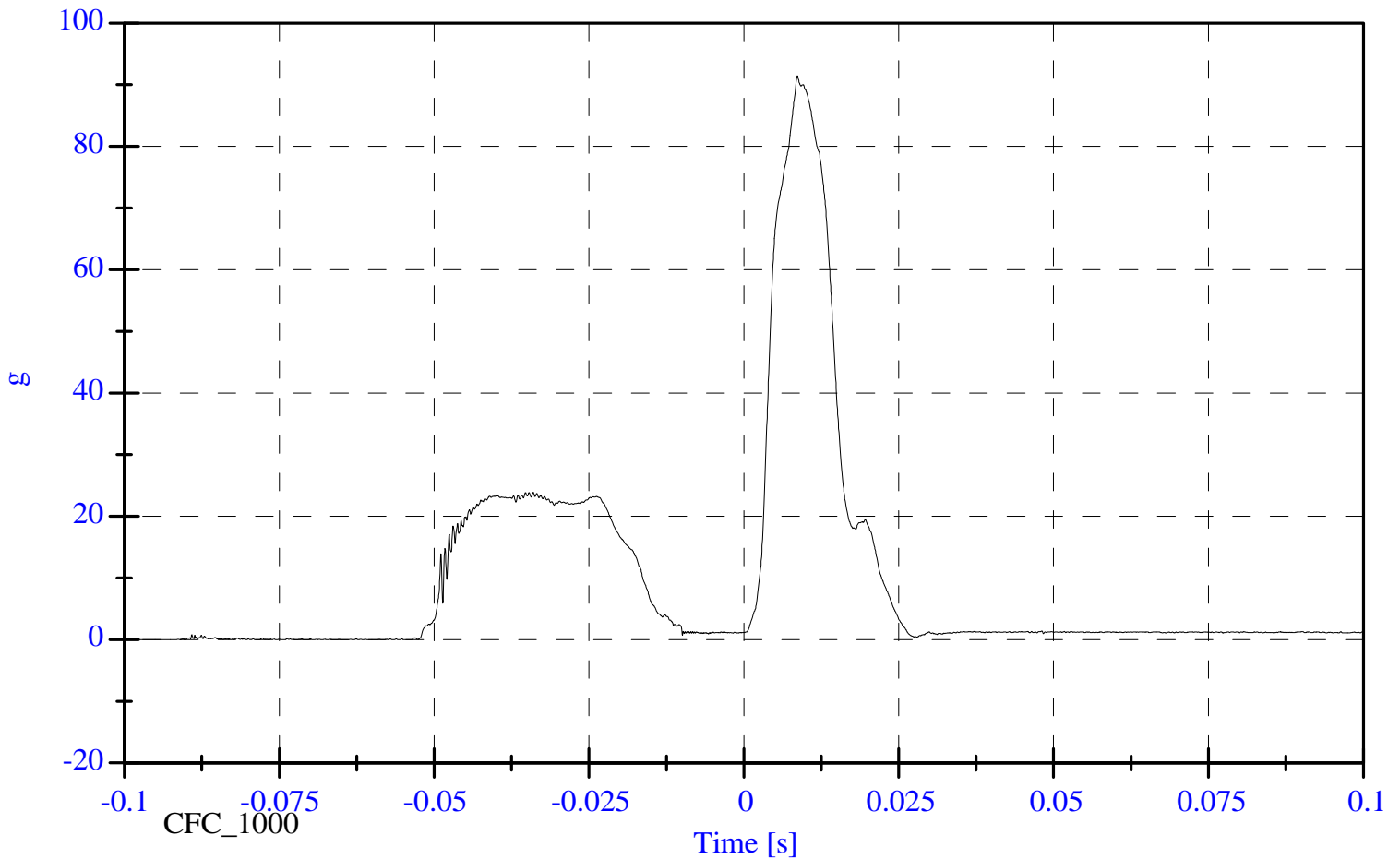
Maximum: 91.4 g

FMVSS 201U 2007 Ford Edge

Headform Resultant

Max: 91.4 [g] at 0.009 [s]

Min: -0.0 [g] at -0.098 [s]



FMVSS 201U 2007 Ford Edge

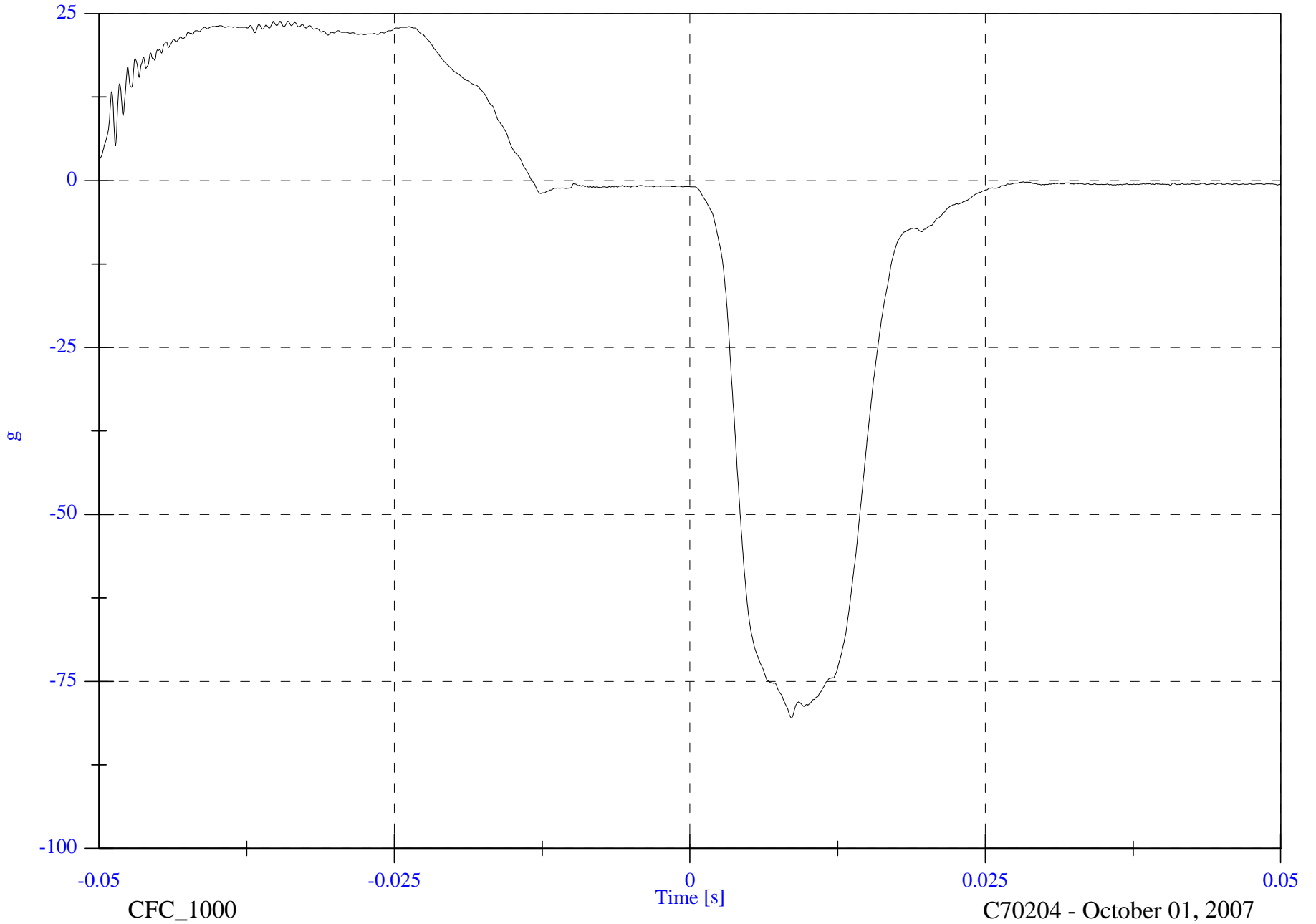
Headform X Acceleration

Max: 23.8 [g] at -0.034 [s]

Min: -80.5 [g] at 0.009 [s]

C70204 DRIVER SIDE URBP IMPACT PLOT #1

8826-FMH-08



CFC\_1000

C70204 - October 01, 2007

FMVSS 201U 2007 Ford Edge

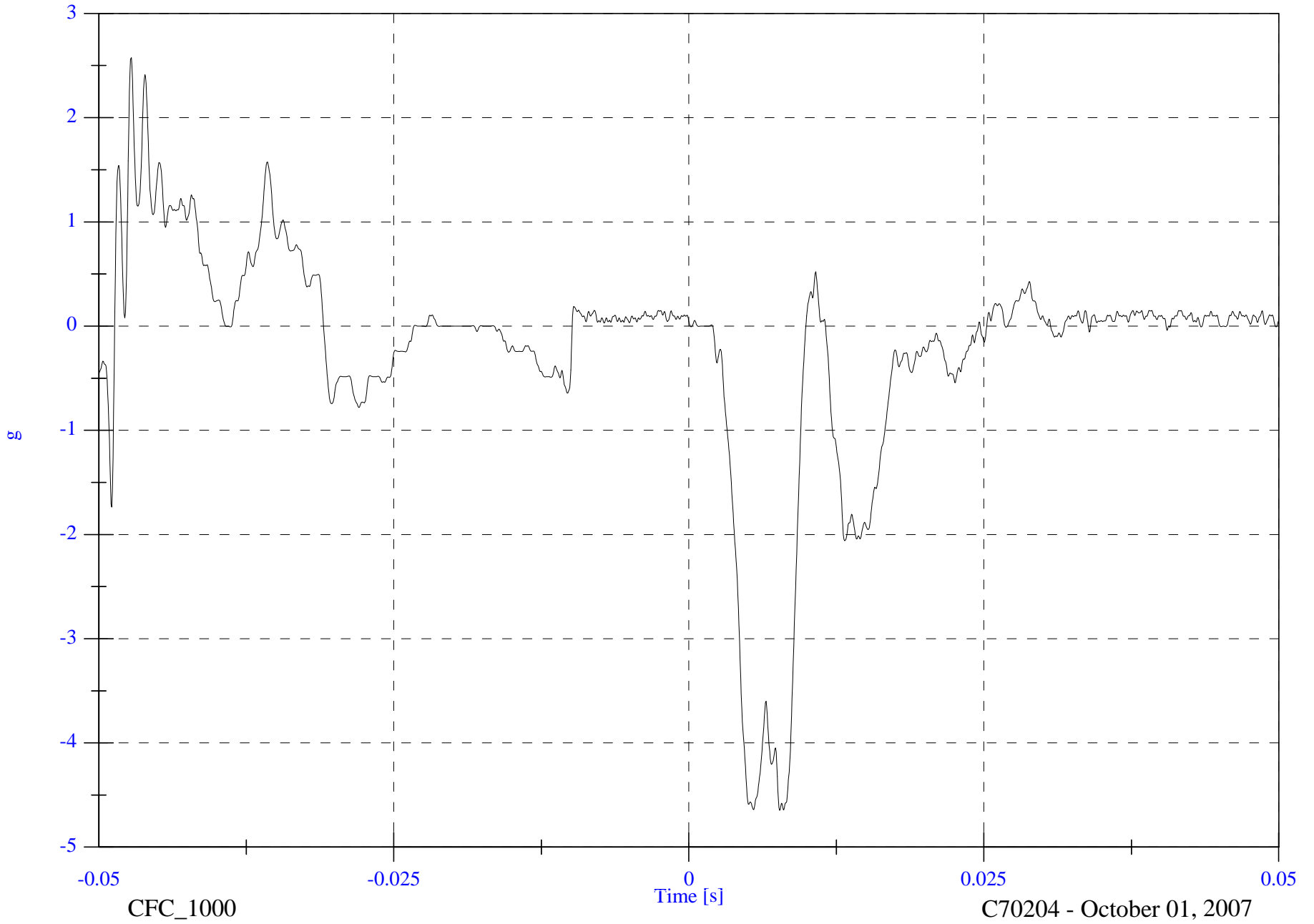
Headform Y Acceleration

Max: 2.6 [g] at -0.047 [s]

Min: -4.6 [g] at 0.008 [s]

C70204 DRIVER SIDE URBP IMPACT PLOT #2

8826-FMH-08



CFC\_1000

Time [s]

C70204 - October 01, 2007

FMVSS 201U 2007 Ford Edge

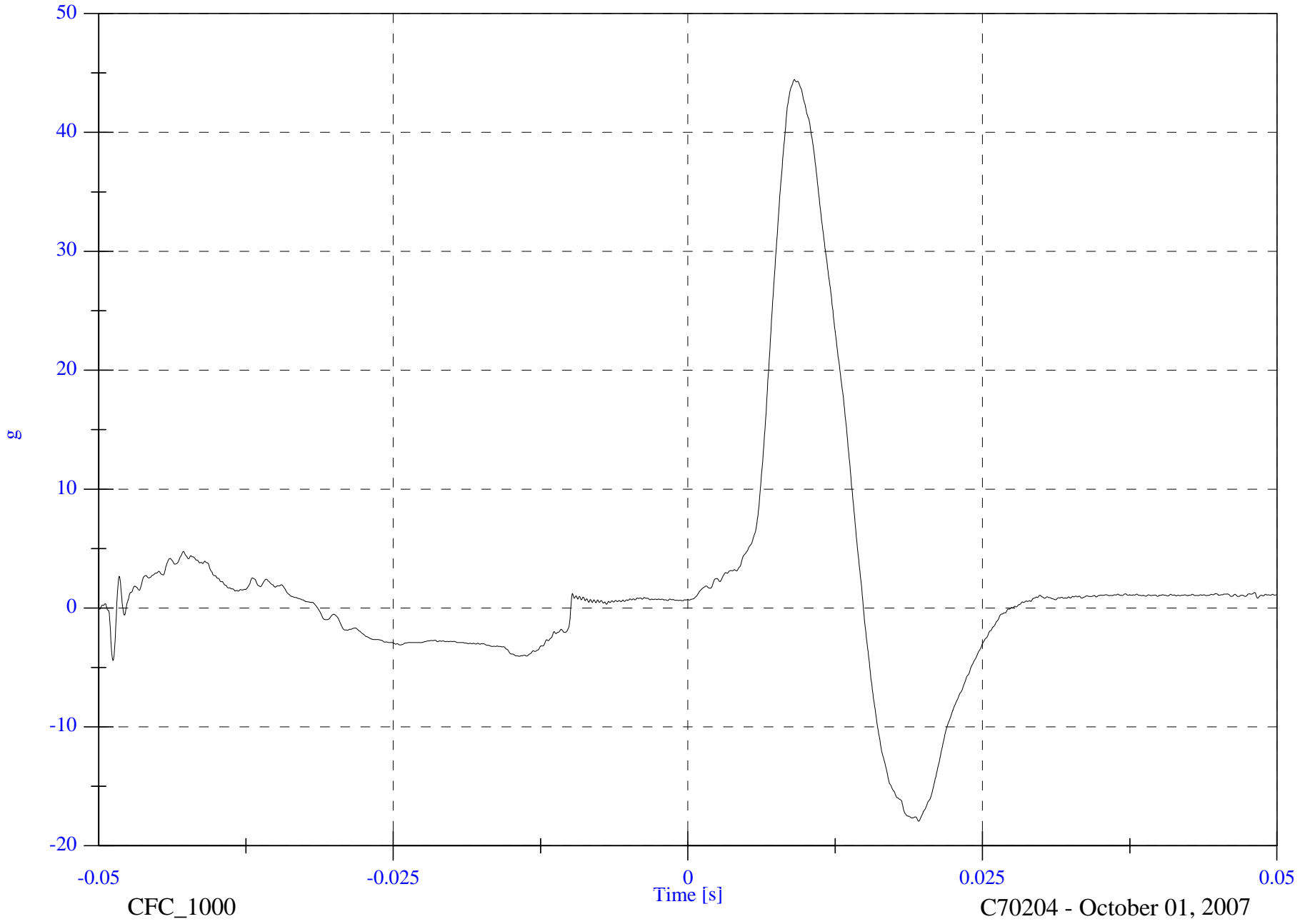
Headform Z Acceleration

Max: 44.4 [g] at 0.009 [s]

Min: -17.9 [g] at 0.020 [s]

C70204 DRIVER SIDE URBP IMPACT PLOT #3

8826-FMH-08



FMVSS 201U 2007 Ford Edge

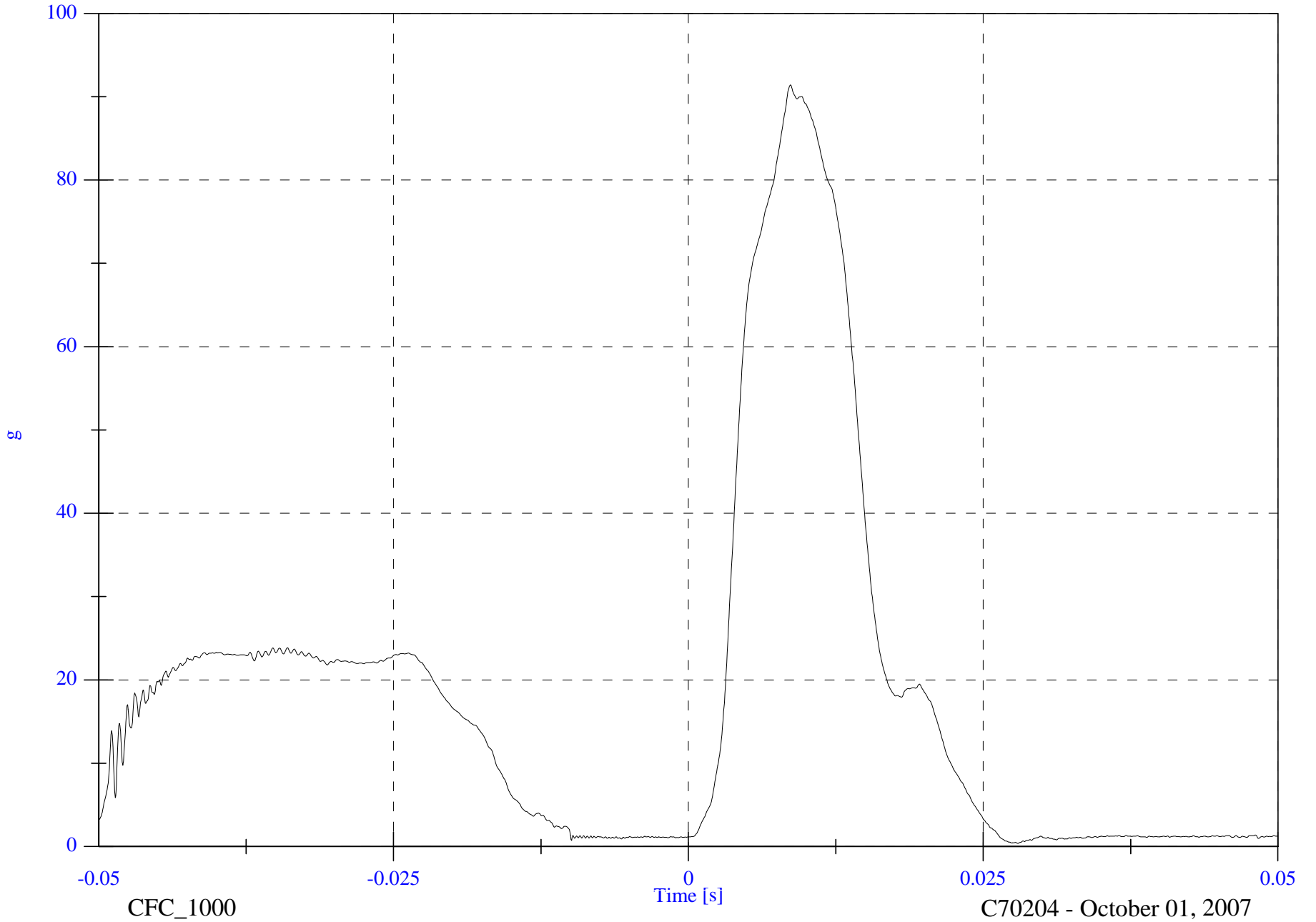
Headform Resultant

Max: 91.4 [g] at 0.009 [s]

Min: 0.4 [g] at 0.028 [s]

C70204 DRIVER SIDE URBP IMPACT PLOT #4

8826-FMH-08

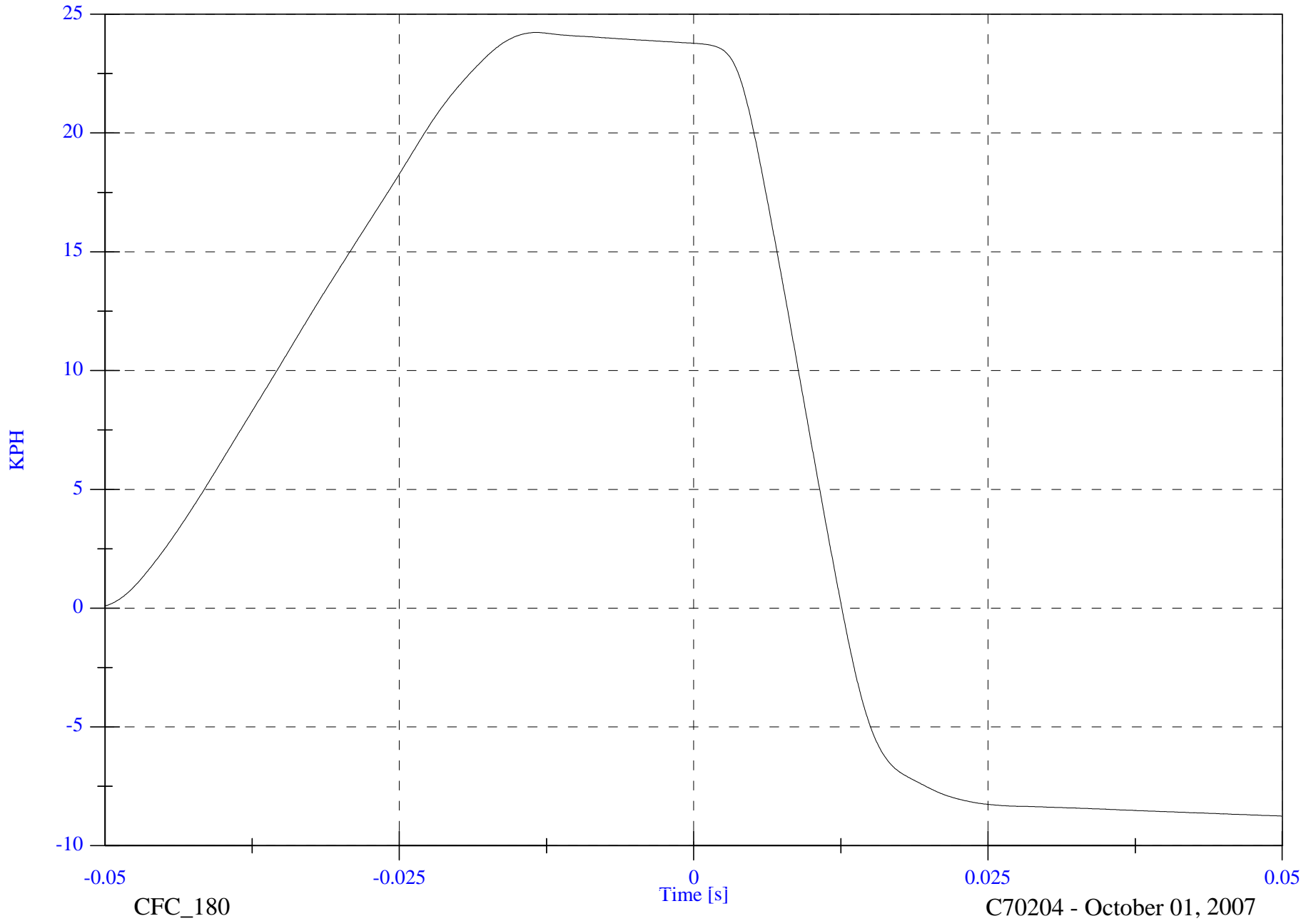


FMVSS 201U 2007 Ford Edge

### Headform Velocity

Max: 24.2 [KPH] at -0.013 [s]

Min: -8.8 [KPH] at 0.050 [s]



C70204 DRIVER SIDE URBP IMPACT PLOT #5

8826-FMH-08

CFC\_180

C70204 - October 01, 2007





**PRE-IMPACT URBP**



**POST-IMPACT URBP**

**APPENDIX A**

**PHOTOGRAPHS**

## PHOTOGRAPHS

<b>FIGURE</b>	<b>VIEW</b>	<b>PAGE</b>
A-1	LEFT SIDE VIEW OF VEHICLE	A-3
A-2	RIGHT SIDE VIEW OF VEHICLE	A-4
A-3	3/4 FRONTAL VIEW FROM RIGHT SIDE OF VEHICLE	A-5
A-4	3/4 REAR VIEW FROM LEFT SIDE OF VEHICLE	A-6
A-5	VEHICLE'S CERTIFICATION LABEL	A-7
A-6	VEHICLE'S TIRE INFORMATION LABEL	A-8
A-7	PRE-TEST DRIVER SIDE A-PILLAR	A-9
A-8	PRE-TEST DRIVER SIDE FRONT HEADER	A-10
A-9	PRE-TEST DRIVER SIDE SIDE RAIL	A-11
A-10	PRE-TEST DRIVER SIDE B-PILLAR	A-12
A-11	PRE-TEST DRIVER SIDE OTHER PILLAR	A-13
A-12	PRE-TEST DRIVER SIDE REAR PILLAR	A-14
A-13	PRE-TEST PASSENGER SIDE A-PILLAR	A-15
A-14	PRE-TEST PASSENGER SIDE FRONT HEADER	A-16
A-15	PRE-TEST PASSENGER SIDE SIDE RAIL	A-17
A-16	PRE-TEST PASSENGER SIDE B-PILLAR	A-18
A-17	PRE-TEST PASSENGER SIDE OTHER PILLAR	A-19
A-18	PRE-TEST PASSENGER SIDE REAR PILLAR	A-20
A-19	POST-TEST DRIVER SIDE A-PILLAR	A-21
A-20	POST-TEST DRIVER SIDE FRONT HEADER	A-22
A-21	POST-TEST DRIVER SIDE SIDE RAIL	A-23
A-22	POST-TEST DRIVER SIDE B-PILLAR	A-24
A-23	POST-TEST DRIVER SIDE OTHER PILLAR	A-25
A-24	POST-TEST DRIVER SIDE REAR PILLAR	A-26
A-25	POST-TEST PASSENGER SIDE A-PILLAR	A-27
A-26	POST-TEST PASSENGER SIDE FRONT HEADER	A-28
A-27	POST-TEST PASSENGER SIDE SIDE RAIL	A-29
A-28	POST-TEST PASSENGER SIDE B-PILLAR	A-30
A-29	POST-TEST PASSENGER SIDE OTHER PILLAR	A-31
A-30	POST-TEST PASSENGER SIDE REAR PILLAR	A-32



Figure A-1 : LEFT SIDE VIEW OF VEHICLE





Figure A-2 : RIGHT SIDE VIEW OF VEHICLE



Figure A-3 : 3/4 FRONTAL VIEW FROM RIGHT SIDE OF VEHICLE



Figure A-4 : 3/4 REAR VIEW FROM LEFT SIDE OF VEHICLE





Figure A-5 : VEHICLE'S CERTIFICATION LABEL



Figure A-6 : VEHICLE'S TIRE INFORMATION LABEL



Figure A-7 : PRE-TEST DRIVER SIDE A-PILLAR



Figure A-8 : PRE-TEST DRIVER SIDE FRONT HEADER





Figure A-9 : PRE-TEST DRIVER SIDE SIDE RAIL



Figure A-10 : PRE-TEST DRIVER SIDE B-PILLAR



Figure A-11 : PRE-TEST DRIVER SIDE OTHER PILLAR



Figure A-12 : PRE-TEST DRIVER SIDE REAR PILLAR





Figure A-13 : PRE-TEST PASSENGER SIDE A-PILLAR



Figure A-14 : PRE-TEST PASSENGER SIDE FRONT HEADER



Figure A-15 : PRE-TEST PASSENGER SIDE SIDE RAIL



Figure A-16 : PRE-TEST PASSENGER SIDE B-PILLAR





Figure A-17 : PRE-TEST PASSENGER SIDE OTHER PILLAR



Figure A-18 : PRE-TEST PASSENGER SIDE REAR PILLAR



Figure A-19 : POST-TEST DRIVER SIDE A-PILLAR



Figure A-20 : POST-TEST DRIVER SIDE FRONT HEADER





Figure A-21 : POST-TEST DRIVER SIDE SIDE RAIL



Figure A-22 : POST-TEST DRIVER SIDE B-PILLAR



Figure A-23 : POST-TEST DRIVER SIDE OTHER PILLAR



Figure A-24 : POST-TEST DRIVER SIDE REAR PILLAR





Figure A-25 : POST-TEST PASSENGER SIDE A-PILLAR



Figure A-26 : POST-TEST PASSENGER SIDE FRONT HEADER



Figure A-27 : POST-TEST PASSENGER SIDE SIDE RAIL





Figure A-28 : POST-TEST PASSENGER SIDE B-PILLAR





Figure A-29 : POST-TEST PASSENGER SIDE OTHER PILLAR



Figure A-30 : POST-TEST PASSENGER SIDE REAR PILLAR

## **APPENDIX B**

### **PART 572L PERFORMANCE CALIBRATION IN SUPPORT OF VEHICLE SAFETY COMPLIANCE TESTING FOR OCCUPANT PROTECTION IN INTERIOR IMPACT**

Appendix B contains the results from certification tests performed on the Free Motion Headforms utilized in this test program. The results indicate that the headforms meet all of the performance specifications given in 49 CFR Part 572 Subpart L.

The tests were conducted at the Dummy Certification Test Facility of Calspan Corporation. A summary of the test results are included in this Appendix.

**PART 572L  
HEAD DROP PRE-TEST**

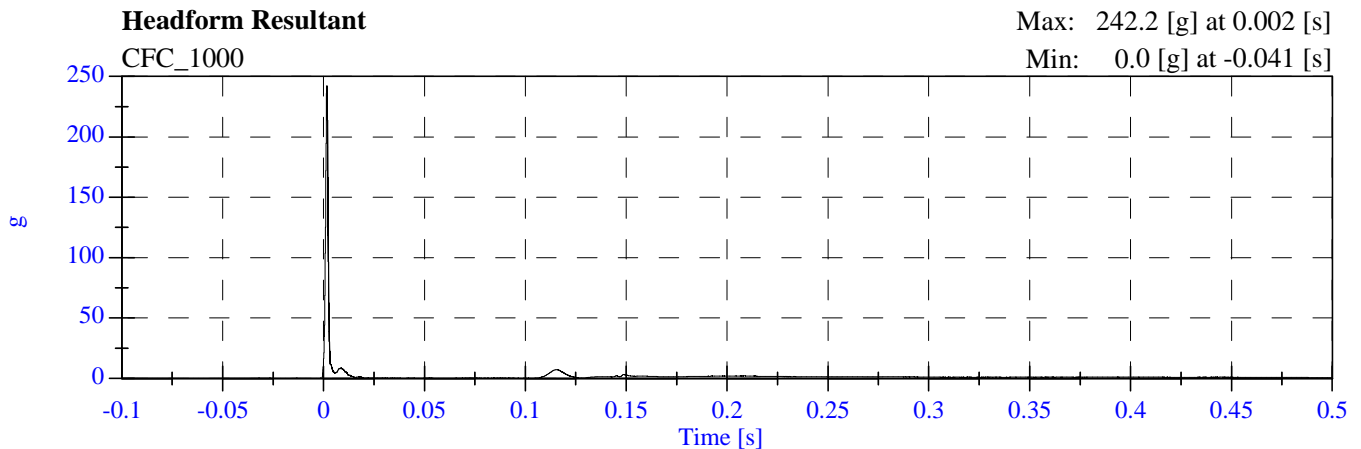
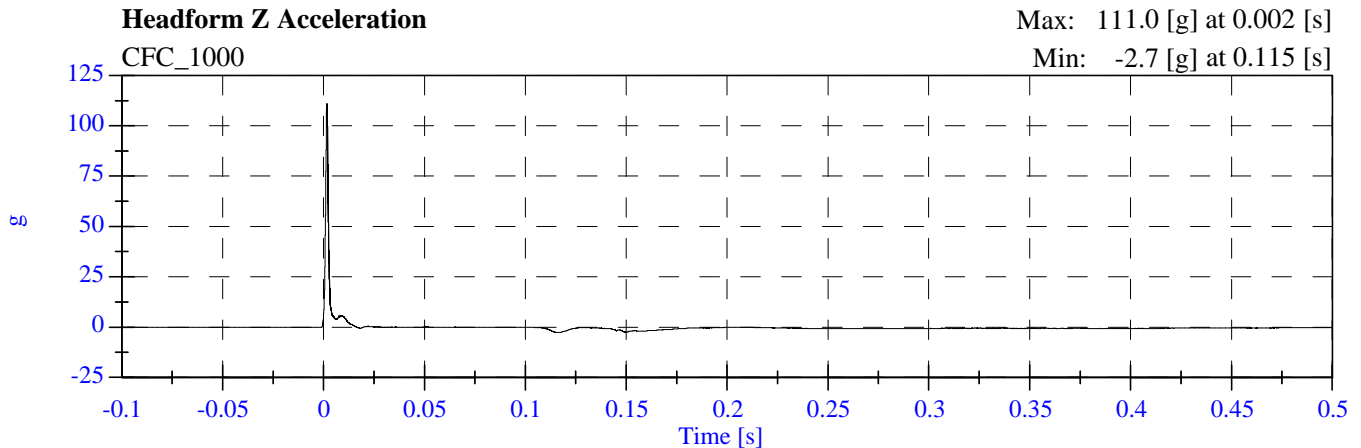
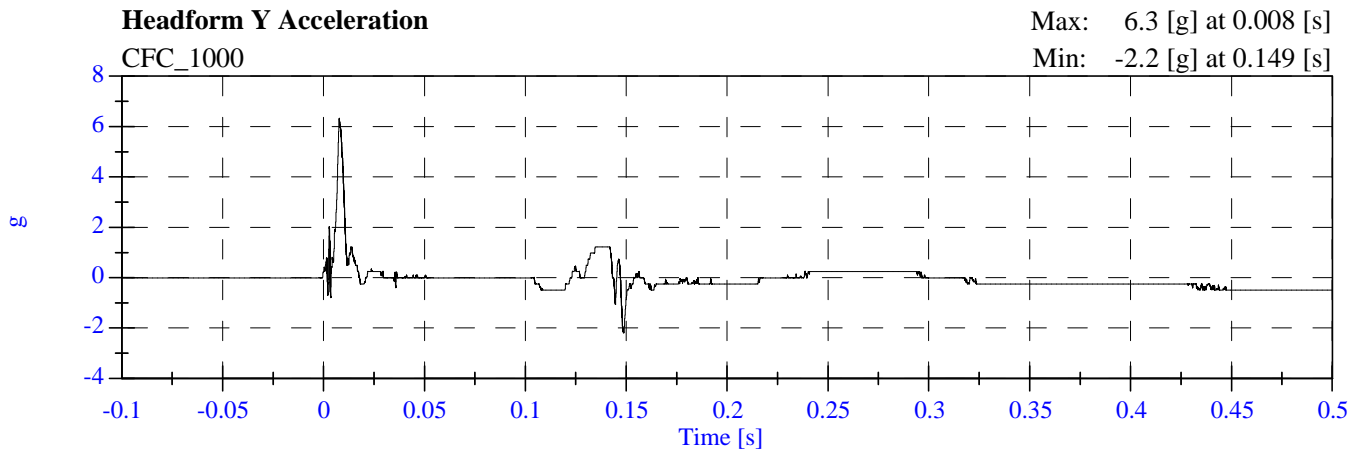
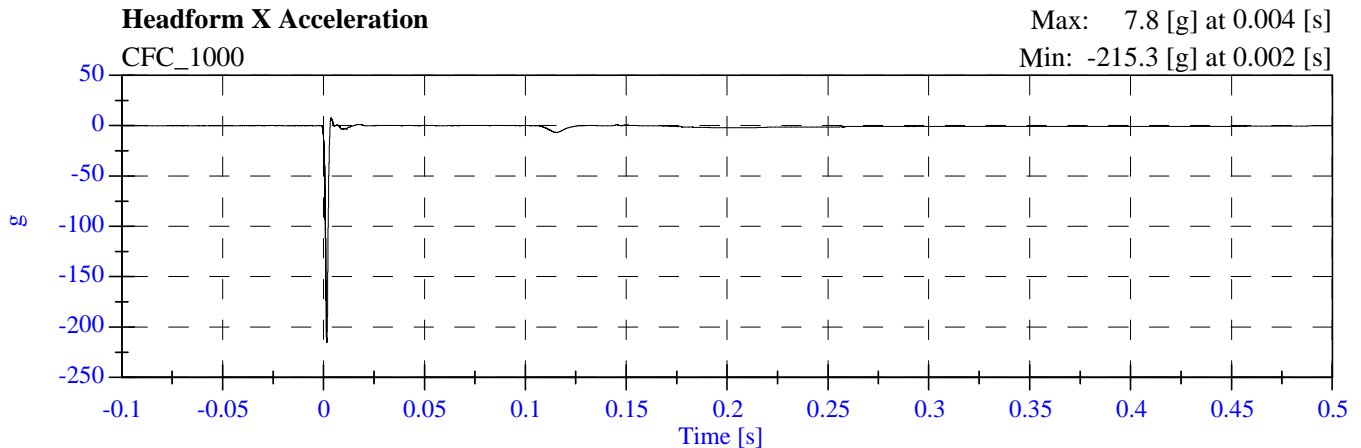
<b>MANUFACTURER:</b>		<b>FIRST TECHNOLOGY SAFETY SYSTEMS</b>	
<b>SERIAL NUMBER:</b>		<b>0642</b>	
<b>CALIBRATION DATE:</b>		<b>AUGUST 30, 2007</b>	
<b>TEST PARAMETER</b>	<b>SPECIFICATION</b>	<b>TEST RESULTS</b>	
<b>TEMPERATURE</b>	<b>19°C to 26°C</b>	<b>22.2</b>	
<b>RELATIVE HUMIDITY</b>	<b>10% to 70%</b>	<b>64</b>	
<b>PEAK RESULTANT ACCELERATION</b>	<b>225 Gs to 275 Gs</b>	<b>242.2</b>	
<b>PEAK LATERAL ACCELERATION</b>	<b>15 Gs Maximum</b>	<b>6.3</b>	
<b>IS ACCELERATION CURVE UNIMODAL?</b>	<b>YES</b>	<b>YES</b>	

**HEAD ACCELEROMETER CALIBRATION INFORMATION**

<b>I.D. NUMBER</b>	<b>MANUFACTURER</b>	<b>MODEL NUMBER</b>	<b>SERIAL NUMBER</b>	<b>DATE OF LAST CALIBRATION</b>	<b>DATE OF NEXT CALIBRATION</b>
<b>1 - LONGITUDINAL</b>	<b>ENDEVCO</b>	<b>7264-2000T</b>	<b>J24876</b>	<b>7/10/2007</b>	<b>1/11/2008</b>
<b>2 - LATERAL</b>	<b>ENDEVCO</b>	<b>7264-2000T</b>	<b>J33030</b>	<b>7/10/2007</b>	<b>1/11/2008</b>
<b>3 - VERTICAL</b>	<b>ENDEVCO</b>	<b>7264-2000T</b>	<b>J31009</b>	<b>7/10/2007</b>	<b>1/11/2008</b>

**REMARKS:**

# FMVSS 201U - Headform 0642 Calibration C70204 - August 30, 2007



**PART 572L  
HEAD DROP PRE-TEST**

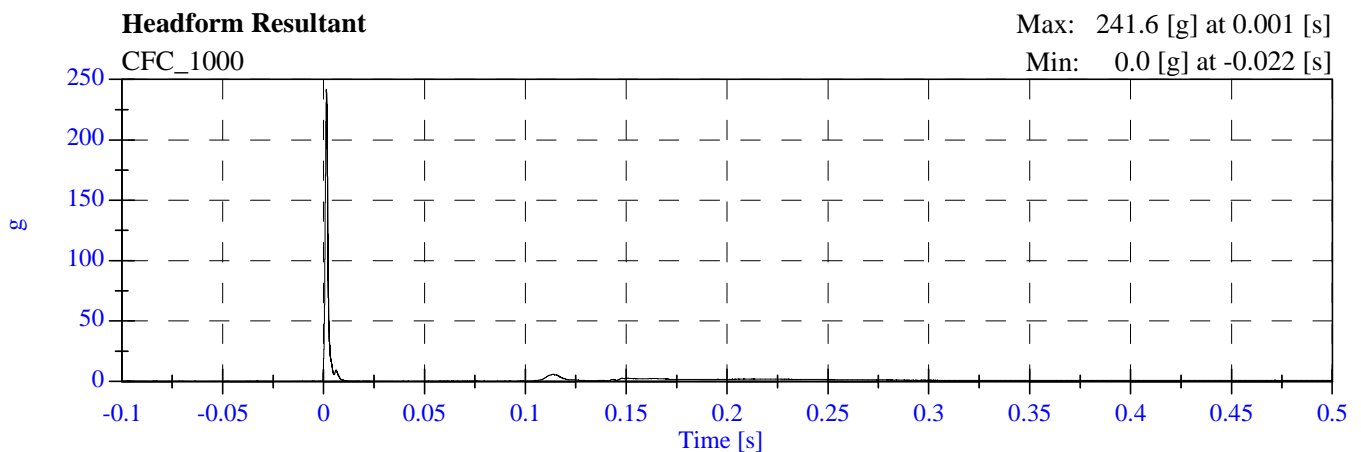
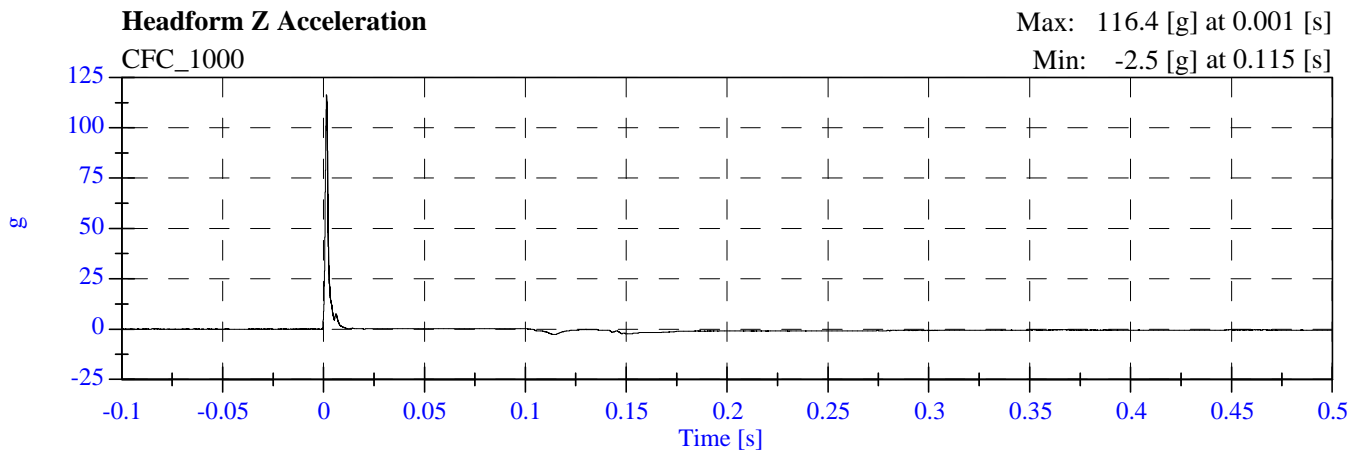
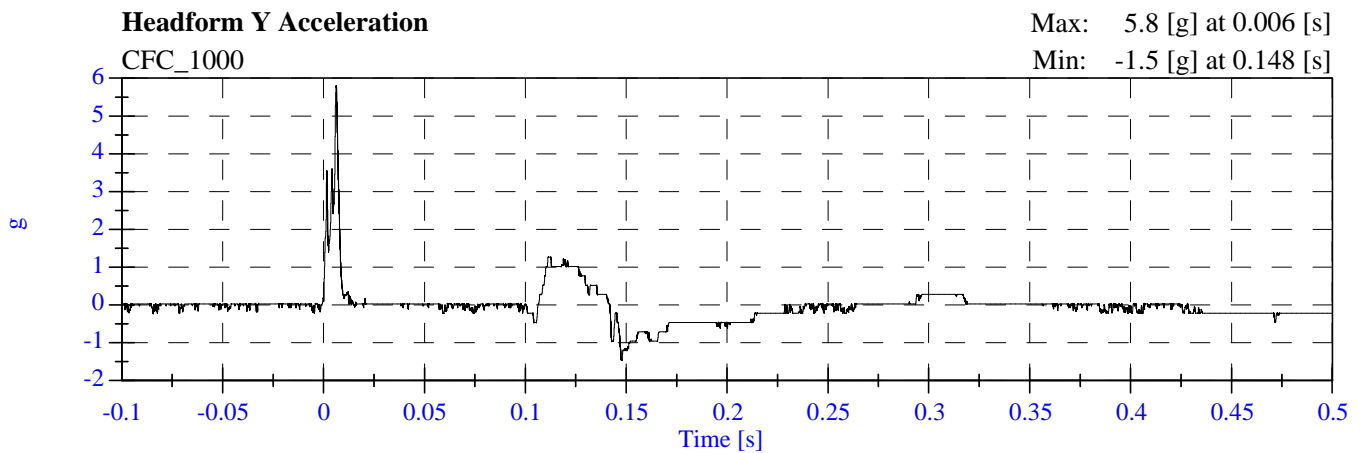
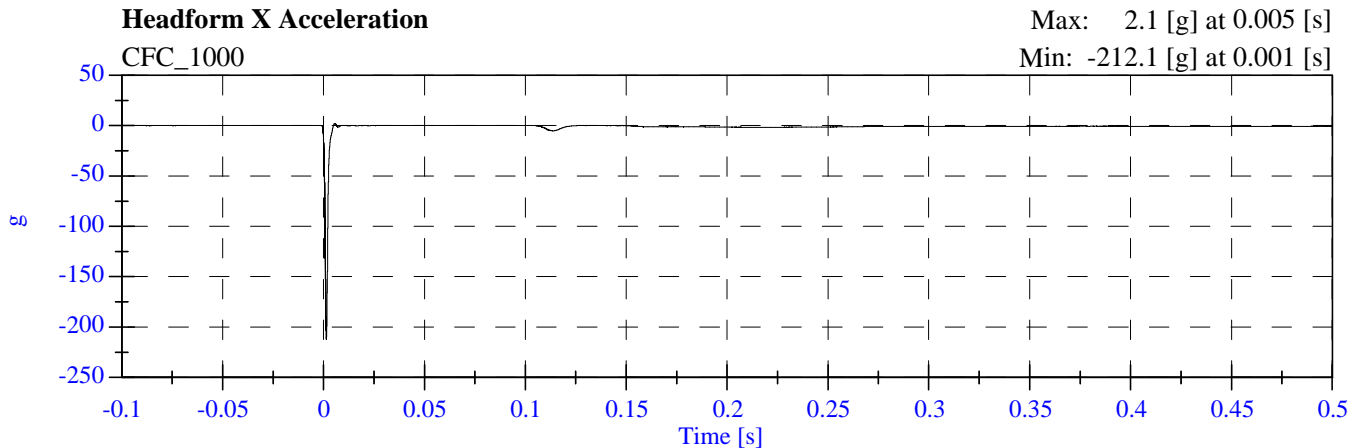
<b>MANUFACTURER:</b>		<b>DENTON ATD INC.</b>	
<b>SERIAL NUMBER:</b>		<b>0062</b>	
<b>CALIBRATION DATE:</b>		<b>AUGUST 30, 2007</b>	
<b>TEST PARAMETER</b>	<b>SPECIFICATION</b>	<b>TEST RESULTS</b>	
<b>TEMPERATURE</b>	<b>19°C to 26°C</b>	<b>22.2</b>	
<b>RELATIVE HUMIDITY</b>	<b>10% to 70%</b>	<b>64</b>	
<b>PEAK RESULTANT ACCELERATION</b>	<b>225 Gs to 275 Gs</b>	<b>241.6</b>	
<b>PEAK LATERAL ACCELERATION</b>	<b>15 Gs Maximum</b>	<b>5.8</b>	
<b>IS ACCELERATION CURVE UNIMODAL?</b>	<b>YES</b>	<b>YES</b>	

**HEAD ACCELEROMETER CALIBRATION INFORMATION**

<b>I.D. NUMBER</b>	<b>MANUFACTURER</b>	<b>MODEL NUMBER</b>	<b>SERIAL NUMBER</b>	<b>DATE OF LAST CALIBRATION</b>	<b>DATE OF NEXT CALIBRATION</b>
<b>1 -LONGITUDINAL</b>	<b>ENDEVCO</b>	<b>7264-2000T</b>	<b>J33127</b>	<b>7/10/2007</b>	<b>1/11/2008</b>
<b>2 - LATERAL</b>	<b>ENDEVCO</b>	<b>7264-2000T</b>	<b>J33019</b>	<b>7/10/2007</b>	<b>1/11/2008</b>
<b>3 - VERTICAL</b>	<b>ENDEVCO</b>	<b>7264-2000T</b>	<b>J32782</b>	<b>7/10/2007</b>	<b>1/11/2008</b>

**REMARKS:**

# FMVSS 201UI - Headform 0062 Calibration C70204 - August 30, 2007



**PART 572L  
HEAD DROP PRE-TEST**

<b>MANUFACTURER:</b>		<b>FIRST TECHNOLOGY SAFETY SYSTEMS</b>	
<b>SERIAL NUMBER:</b>		<b>805</b>	
<b>CALIBRATION DATE:</b>		<b>AUGUST 30, 2007</b>	
<b>TEST PARAMETER</b>	<b>SPECIFICATION</b>	<b>TEST RESULTS</b>	
<b>TEMPERATURE</b>	<b>19°C to 26°C</b>	<b>22.2</b>	
<b>RELATIVE HUMIDITY</b>	<b>10% to 70%</b>	<b>64</b>	
<b>PEAK RESULTANT ACCELERATION</b>	<b>225 Gs to 275 Gs</b>	<b>258.4</b>	
<b>PEAK LATERAL ACCELERATION</b>	<b>15 Gs Maximum</b>	<b>6.8</b>	
<b>IS ACCELERATION CURVE UNIMODAL?</b>	<b>YES</b>	<b>YES</b>	

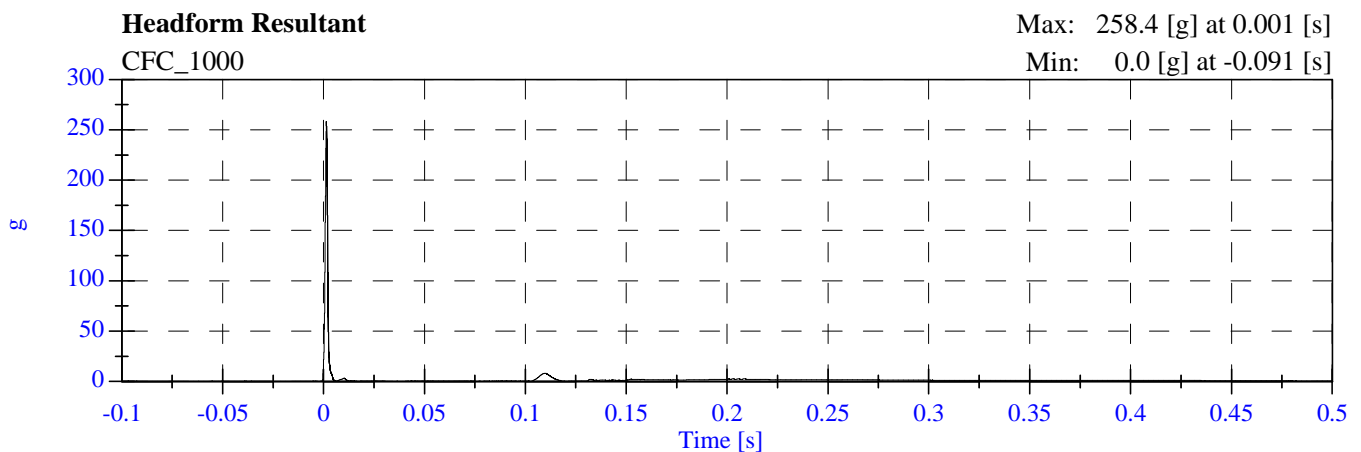
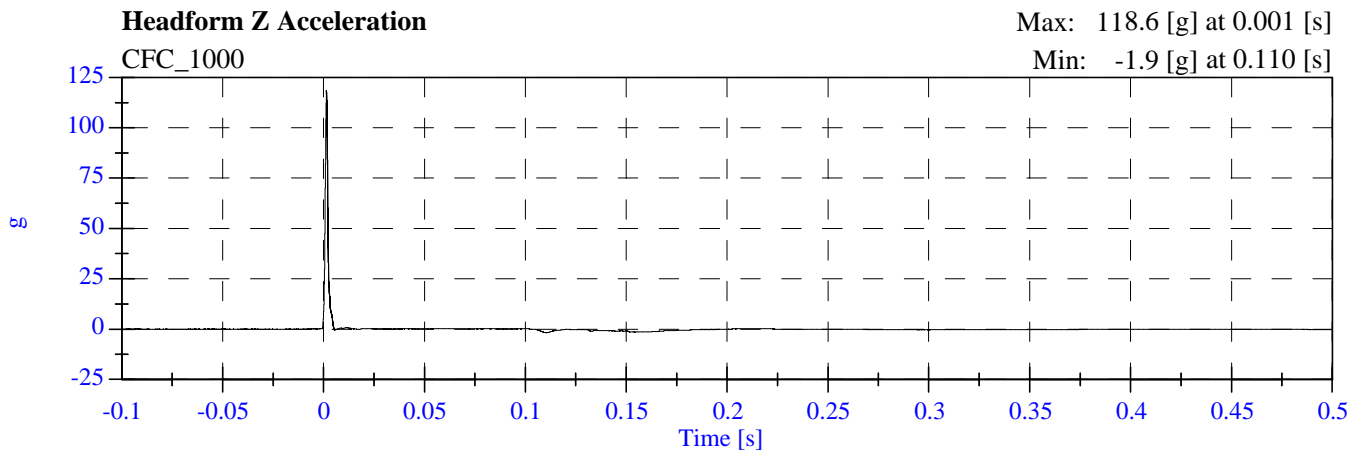
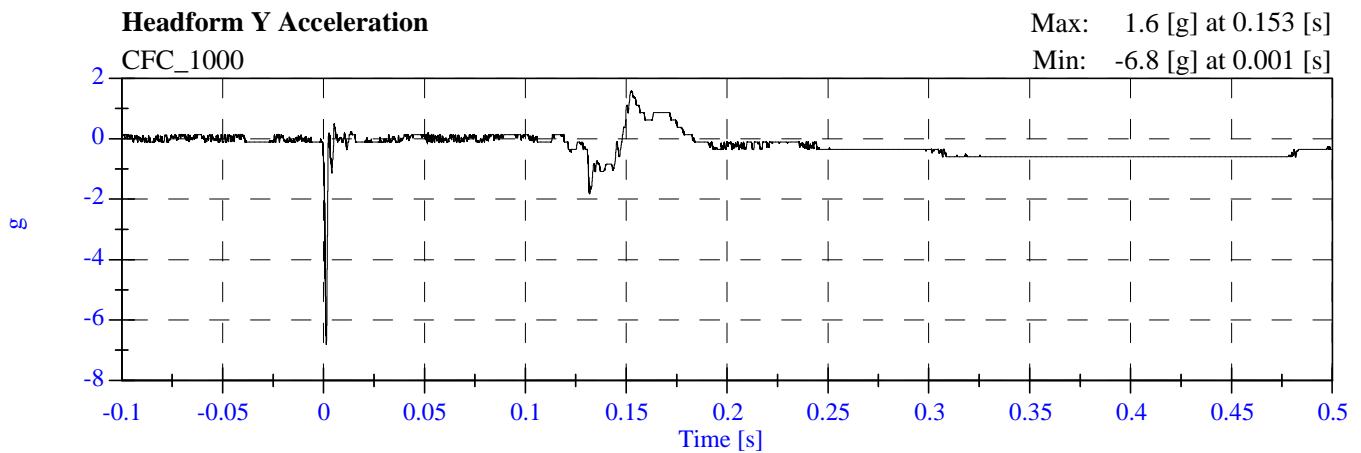
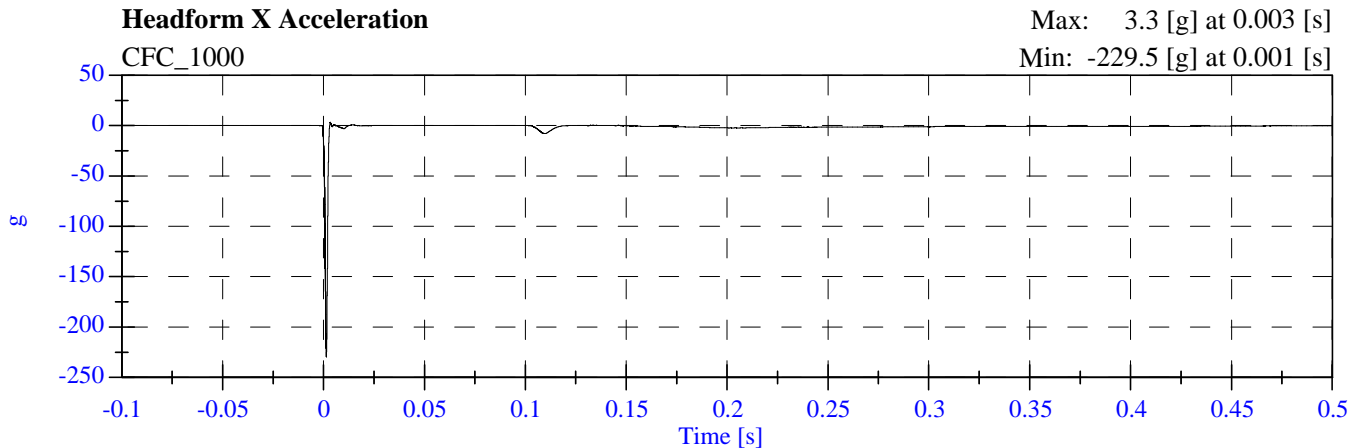
**HEAD ACCELEROMETER CALIBRATION INFORMATION**

<b>I.D. NUMBER</b>	<b>MANUFACTURER</b>	<b>MODEL NUMBER</b>	<b>SERIAL NUMBER</b>	<b>DATE OF LAST CALIBRATION</b>	<b>DATE OF NEXT CALIBRATION</b>
<b>1 - LONGITUDINAL</b>	<b>ENDEVCO</b>	<b>7264-2000T</b>	<b>J41004</b>	<b>7/10/2007</b>	<b>1/11/2008</b>
<b>2 - LATERAL</b>	<b>ENDEVCO</b>	<b>7264-2000T</b>	<b>J37496</b>	<b>7/10/2007</b>	<b>1/11/2008</b>
<b>3 - VERTICAL</b>	<b>ENDEVCO</b>	<b>7264-2000T</b>	<b>J41016</b>	<b>7/10/2007</b>	<b>1/11/2008</b>

**REMARKS:**



# FMVSS 201UI - Headform 0805 Calibration C70204 - August 30, 2007



**PART 572L  
HEAD DROP PRE-TEST**

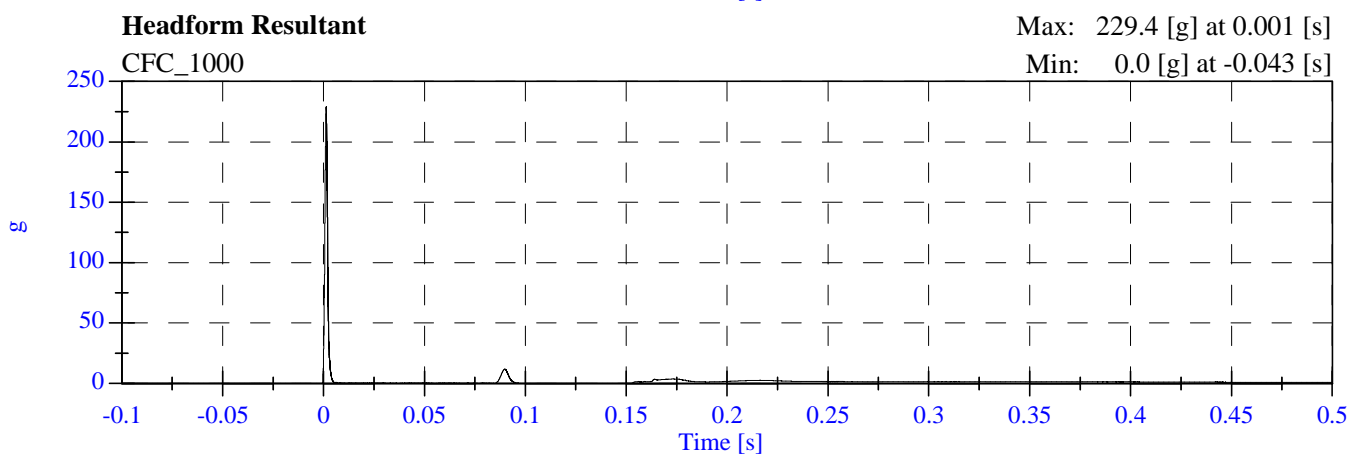
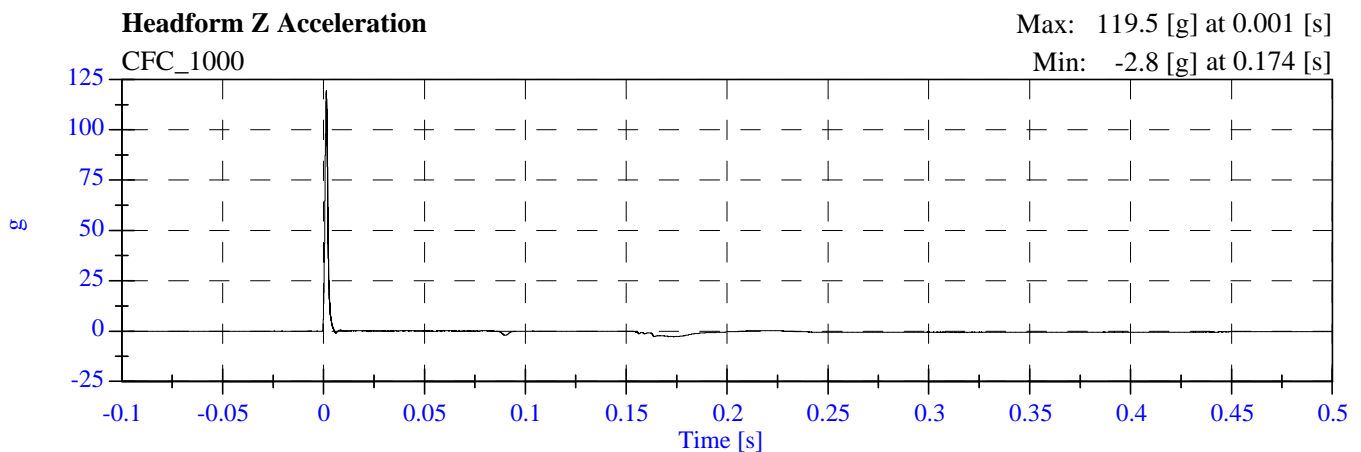
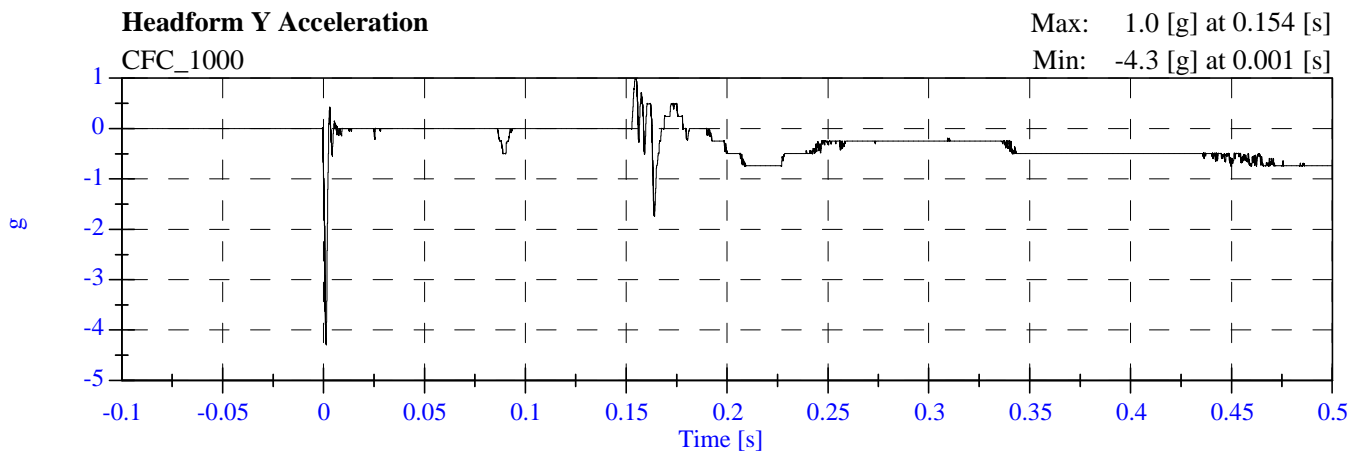
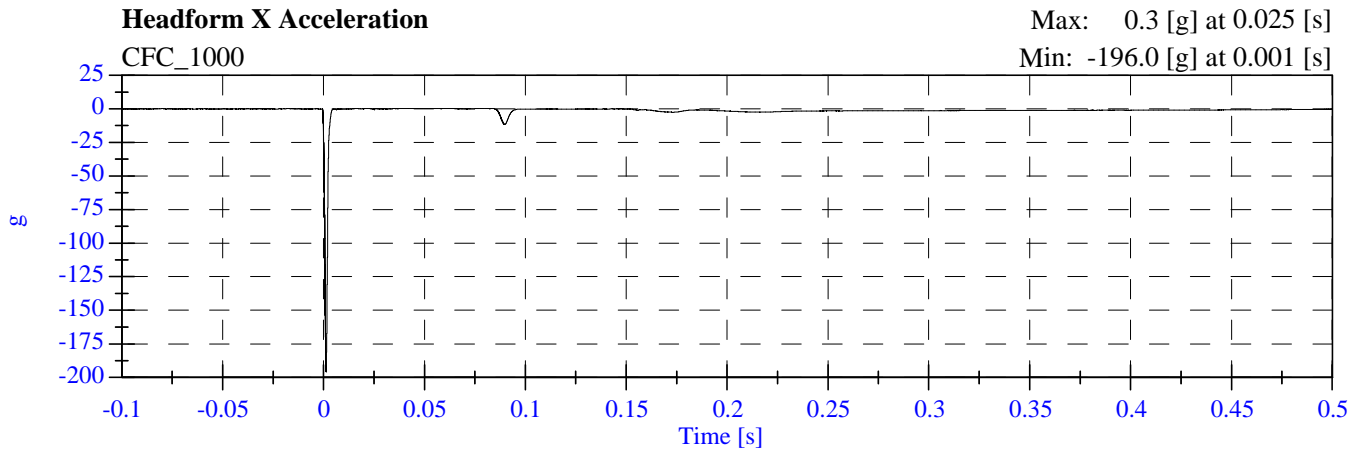
<b>MANUFACTURER:</b>		<b>DENTON ATD INC.</b>	
<b>SERIAL NUMBER:</b>		<b>0355</b>	
<b>CALIBRATION DATE:</b>		<b>AUGUST 30, 2007</b>	
<b>TEST PARAMETER</b>	<b>SPECIFICATION</b>	<b>TEST RESULTS</b>	
<b>TEMPERATURE</b>	<b>19°C to 26°C</b>	<b>22.2</b>	
<b>RELATIVE HUMIDITY</b>	<b>10% to 70%</b>	<b>64</b>	
<b>PEAK RESULTANT ACCELERATION</b>	<b>225 Gs to 275 Gs</b>	<b>229.4</b>	
<b>PEAK LATERAL ACCELERATION</b>	<b>15 Gs Maximum</b>	<b>4.3</b>	
<b>IS ACCELERATION CURVE UNIMODAL?</b>	<b>YES</b>	<b>YES</b>	

**HEAD ACCELEROMETER CALIBRATION INFORMATION**

<b>I.D. NUMBER</b>	<b>MANUFACTURER</b>	<b>MODEL NUMBER</b>	<b>SERIAL NUMBER</b>	<b>DATE OF LAST CALIBRATION</b>	<b>DATE OF NEXT CALIBRATION</b>
<b>1 - LONGITUDINAL</b>	<b>ENDEVCO</b>	<b>7264-2000T</b>	<b>J28671</b>	<b>7/18/2007</b>	<b>1/19/2008</b>
<b>2 - LATERAL</b>	<b>ENDEVCO</b>	<b>7264-2000T</b>	<b>J32779</b>	<b>7/18/2007</b>	<b>1/19/2008</b>
<b>3 - VERTICAL</b>	<b>ENDEVCO</b>	<b>7264-2000T</b>	<b>J25854</b>	<b>7/18/2007</b>	<b>1/19/2008</b>

**REMARKS:**

# FMVSS 201UI - Headform 0355 Calibration C70204 - August 30, 2007



**PART 572L  
HEAD DROP PRE-TEST**

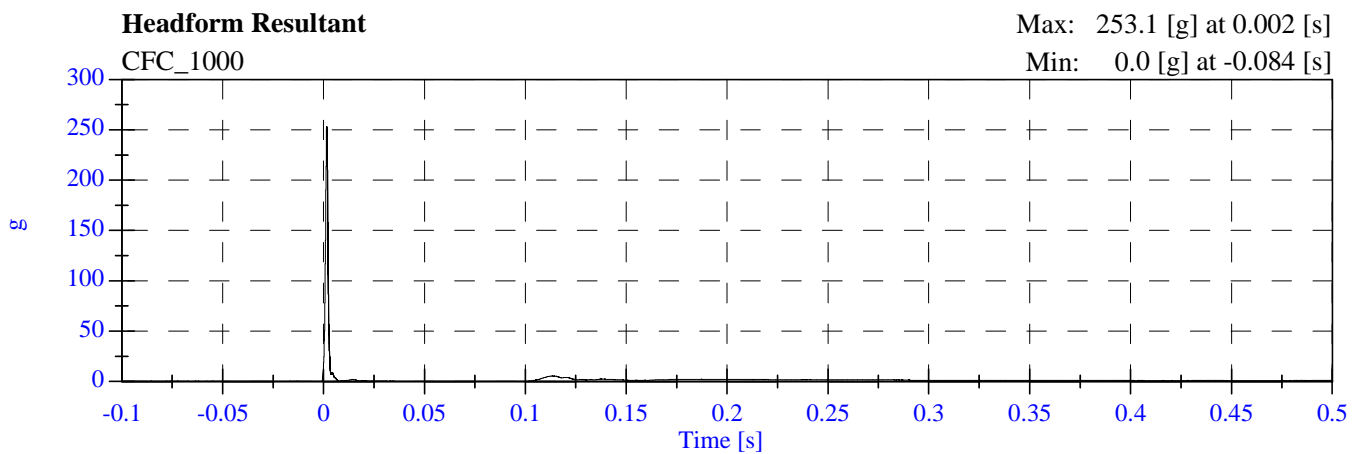
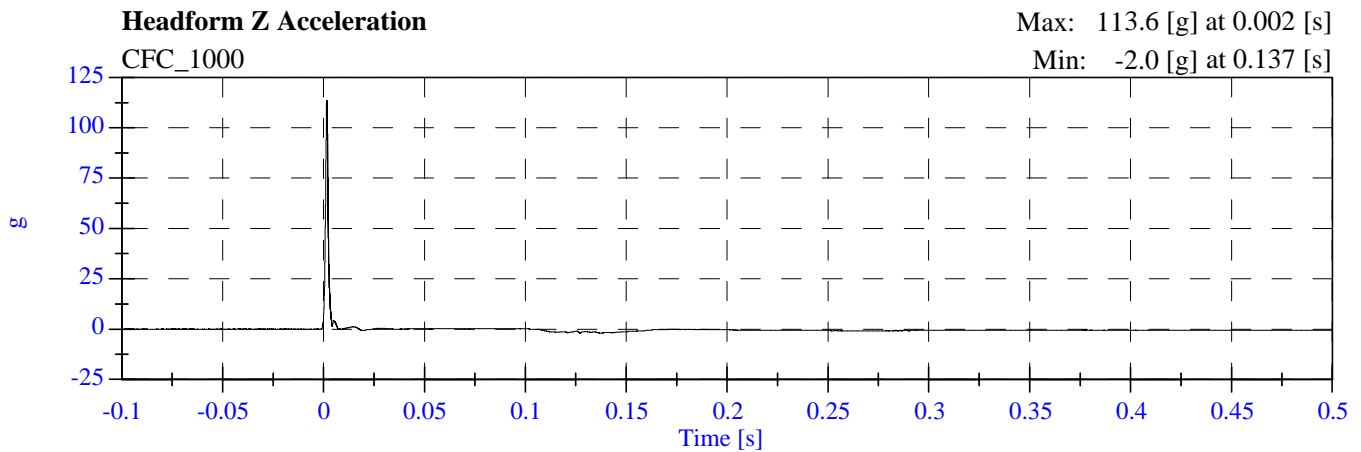
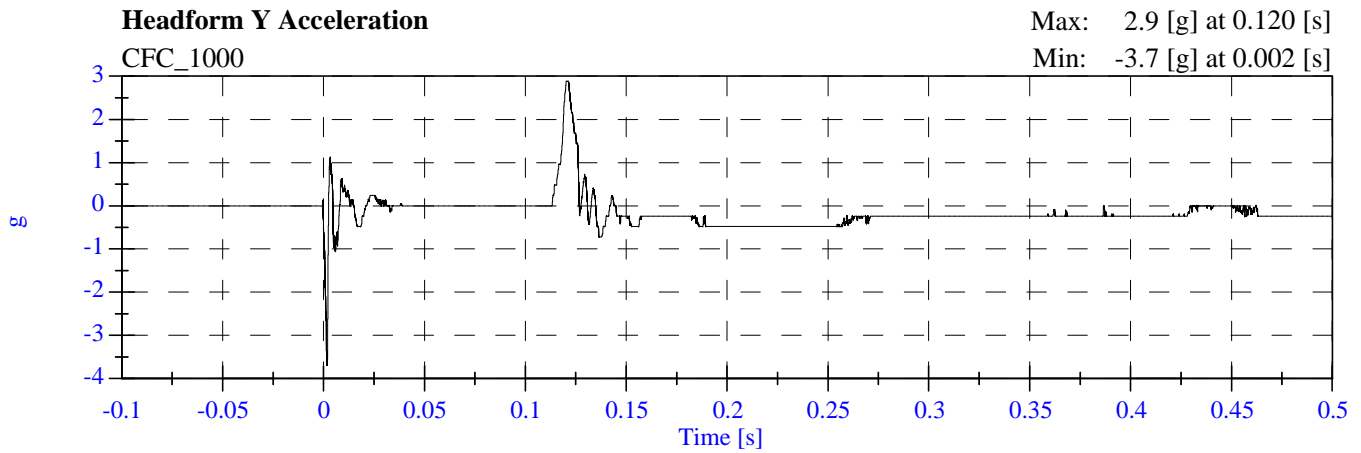
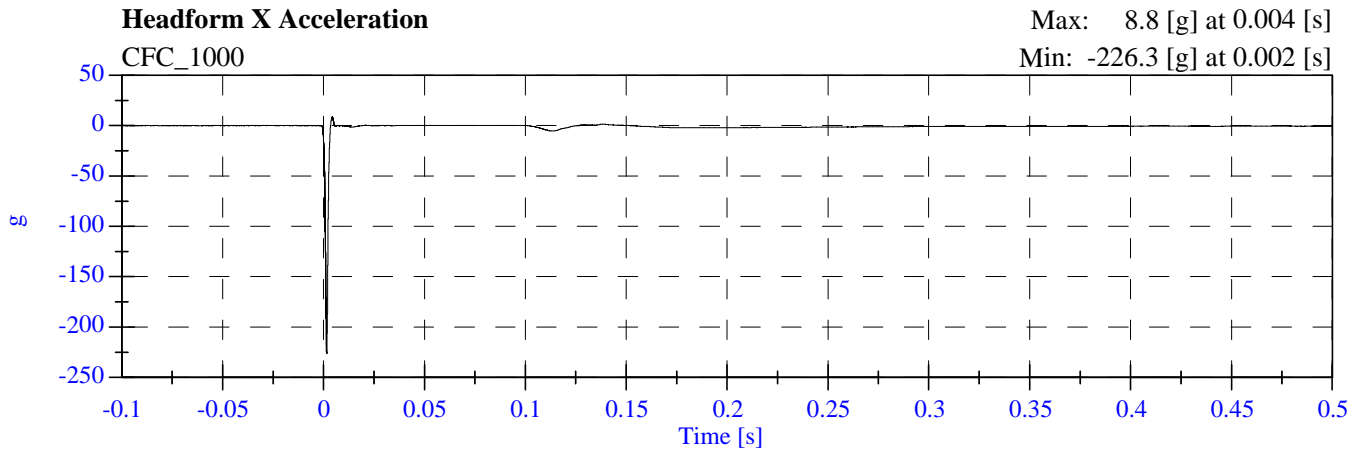
<b>MANUFACTURER:</b>		<b>FIRST TECHNOLOGY SAFETY SYSTEMS</b>	
<b>SERIAL NUMBER:</b>		1255	
<b>CALIBRATION DATE:</b>		AUGUST 30, 2007	
<b>TEST PARAMETER</b>	<b>SPECIFICATION</b>	<b>TEST RESULTS</b>	
TEMPERATURE	19°C to 26°C	22.2	
RELATIVE HUMIDITY	10% to 70%	64	
PEAK RESULTANT ACCELERATION	225 Gs to 275 Gs	253.1	
PEAK LATERAL ACCELERATION	15 Gs Maximum	3.7	
IS ACCELERATION CURVE UNIMODAL?	YES	YES	

**HEAD ACCELEROMETER CALIBRATION INFORMATION**

<b>I.D. NUMBER</b>	<b>MANUFACTURER</b>	<b>MODEL NUMBER</b>	<b>SERIAL NUMBER</b>	<b>DATE OF LAST CALIBRATION</b>	<b>DATE OF NEXT CALIBRATION</b>
1 - LONGITUDINAL	ENDEVCO	7264-2000T	J41006	7/10/2007	1/11/2008
2 - LATERAL	ENDEVCO	7264-2000T	J40994	7/10/2007	1/11/2008
3 - VERTICAL	ENDEVCO	7264-2000T	J41007	7/10/2007	1/11/2008

**REMARKS:**

# FMVSS 201U - Headform 1255 Calibration C70204 - August 30, 2007



**PART 572L  
HEAD DROP POST-TEST**

<b>MANUFACTURER:</b>		<b>FIRST TECHNOLOGY SAFETY SYSTEMS</b>	
<b>SERIAL NUMBER:</b>		<b>0642</b>	
<b>CALIBRATION DATE:</b>		<b>OCTOBER 3, 2007</b>	
<b>TEST PARAMETER</b>	<b>SPECIFICATION</b>	<b>TEST RESULTS</b>	
<b>TEMPERATURE</b>	<b>19°C to 26°C</b>	<b>21.7</b>	
<b>RELATIVE HUMIDITY</b>	<b>10% to 70%</b>	<b>59</b>	
<b>PEAK RESULTANT ACCELERATION</b>	<b>225 Gs to 275 Gs</b>	<b>229.2</b>	
<b>PEAK LATERAL ACCELERATION</b>	<b>15 Gs Maximum</b>	<b>5.0</b>	
<b>IS ACCELERATION CURVE UNIMODAL?</b>	<b>YES</b>	<b>YES</b>	

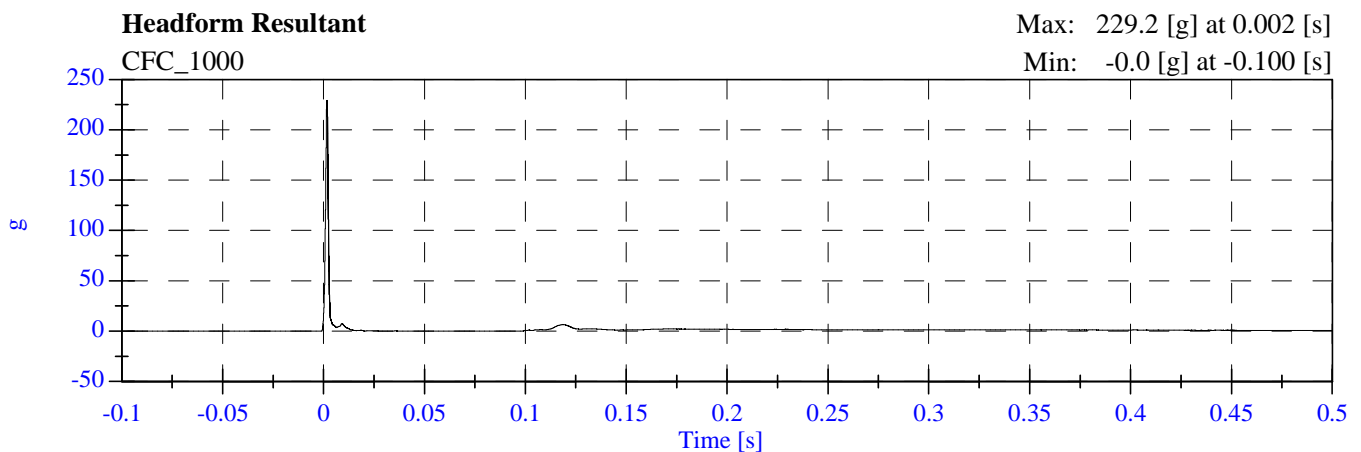
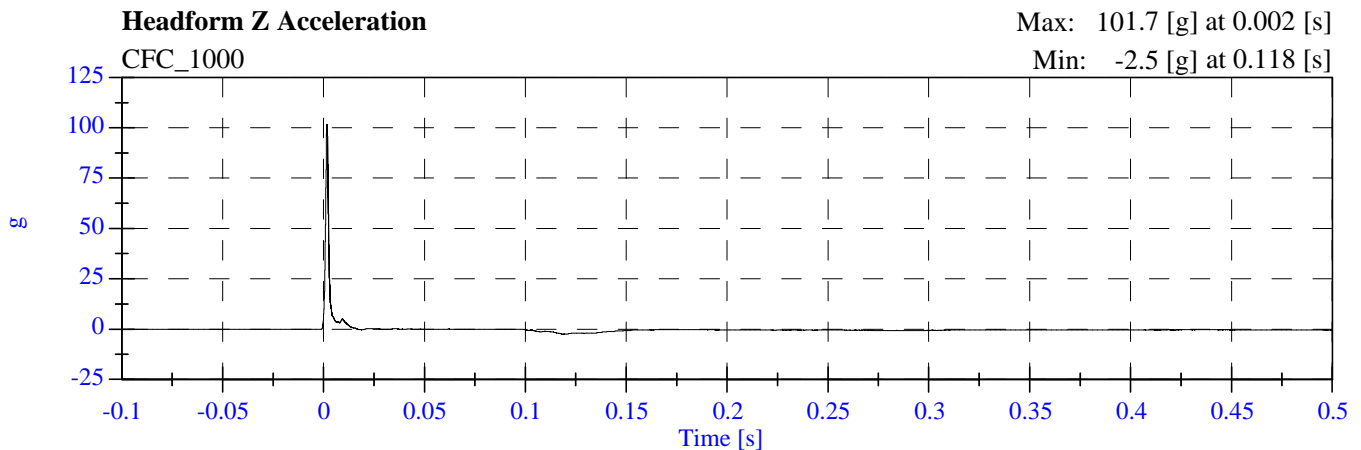
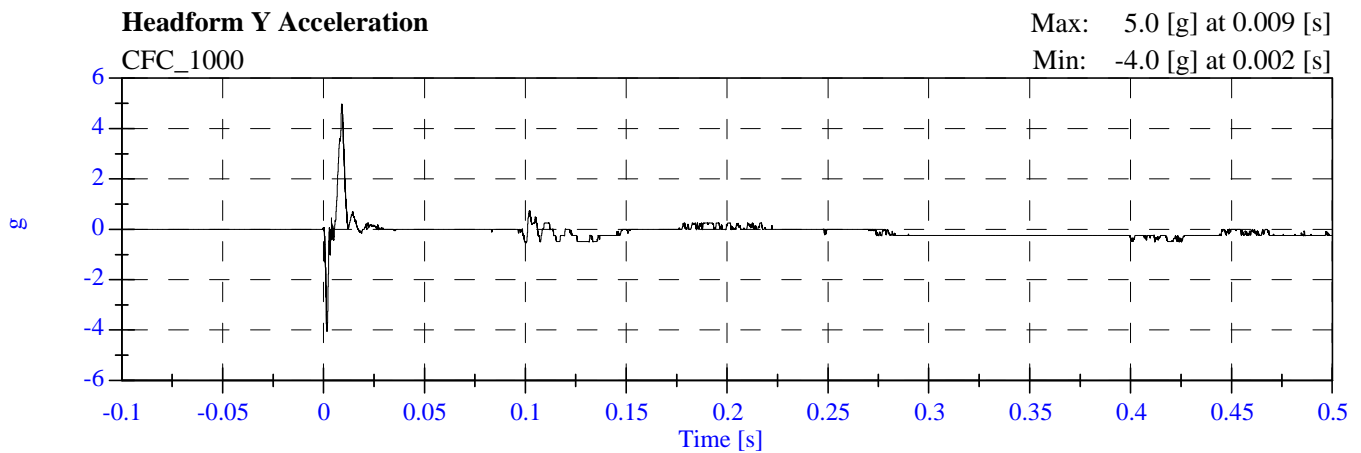
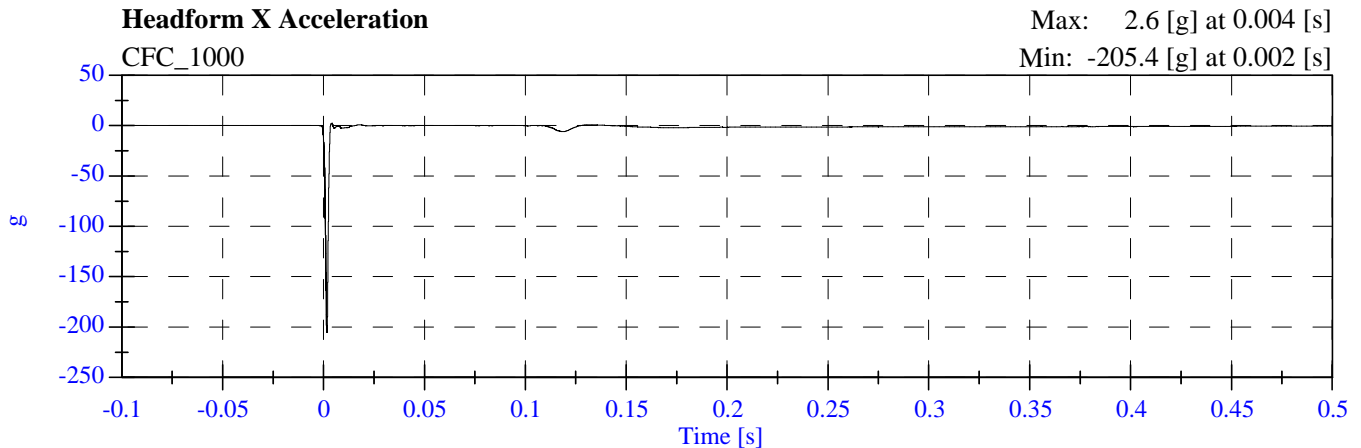
**HEAD ACCELEROMETER CALIBRATION INFORMATION**

<b>I.D. NUMBER</b>	<b>MANUFACTURER</b>	<b>MODEL NUMBER</b>	<b>SERIAL NUMBER</b>	<b>DATE OF LAST CALIBRATION</b>	<b>DATE OF NEXT CALIBRATION</b>
<b>1 - LONGITUDINAL</b>	<b>ENDEVCO</b>	<b>7264-2000T</b>	<b>J24876</b>	<b>7/10/2007</b>	<b>1/11/2008</b>
<b>2 - LATERAL</b>	<b>ENDEVCO</b>	<b>7264-2000T</b>	<b>J33030</b>	<b>7/10/2007</b>	<b>1/11/2008</b>
<b>3 - VERTICAL</b>	<b>ENDEVCO</b>	<b>7264-2000T</b>	<b>J31009</b>	<b>7/10/2007</b>	<b>1/11/2008</b>

**REMARKS:**

# FMVSS 201U - Headform Calibration Drops

## C70204 - October 03, 2007



**PART 572L  
HEAD DROP POST-TEST**

<b>MANUFACTURER:</b>		<b>DENTON ATD INC.</b>	
<b>SERIAL NUMBER:</b>		<b>0062</b>	
<b>CALIBRATION DATE:</b>		<b>OCTOBER 3, 2007</b>	
<b>TEST PARAMETER</b>	<b>SPECIFICATION</b>	<b>TEST RESULTS</b>	
<b>TEMPERATURE</b>	<b>19°C to 26°C</b>	<b>22.2</b>	
<b>RELATIVE HUMIDITY</b>	<b>10% to 70%</b>	<b>56</b>	
<b>PEAK RESULTANT ACCELERATION</b>	<b>225 Gs to 275 Gs</b>	<b>249.6</b>	
<b>PEAK LATERAL ACCELERATION</b>	<b>15 Gs Maximum</b>	<b>5.8</b>	
<b>IS ACCELERATION CURVE UNIMODAL?</b>	<b>YES</b>	<b>YES</b>	

**HEAD ACCELEROMETER CALIBRATION INFORMATION**

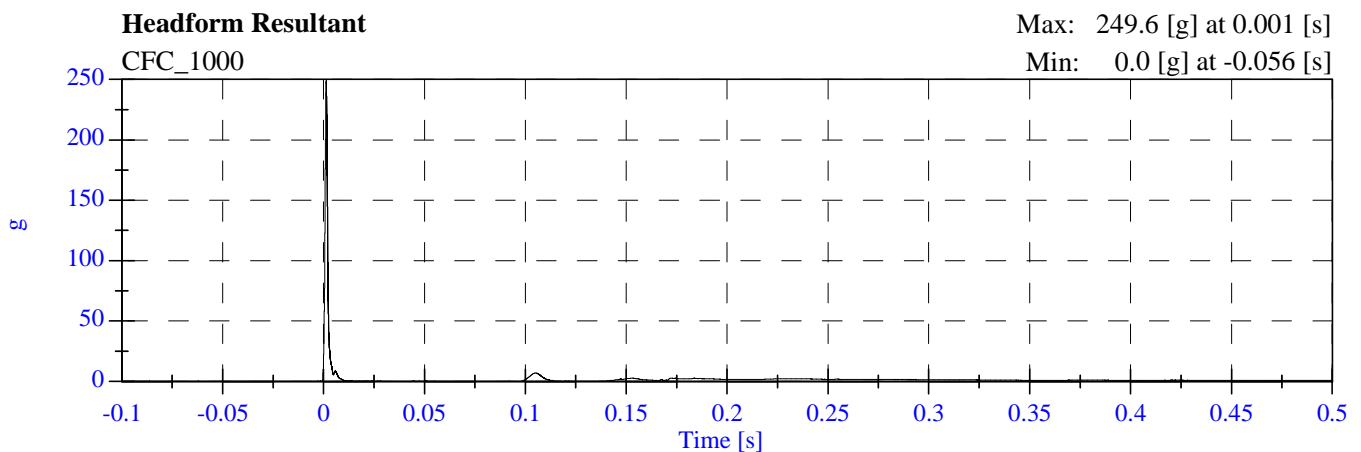
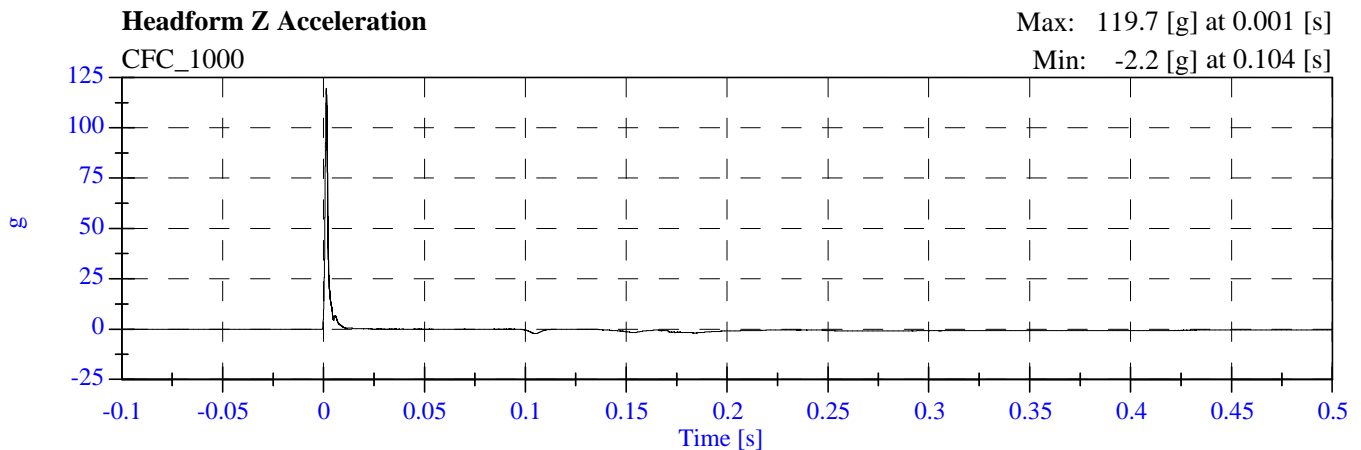
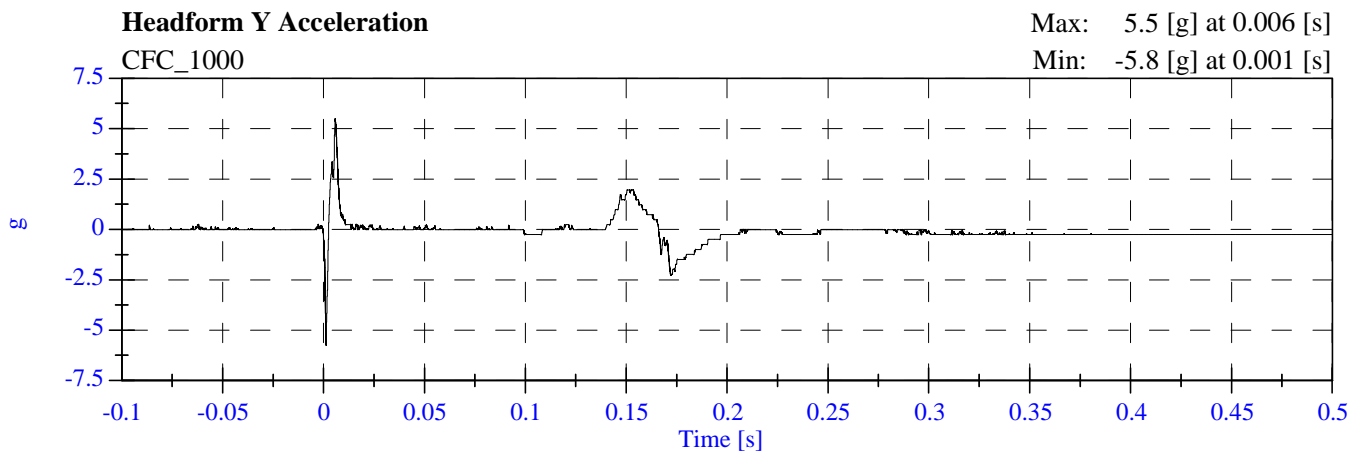
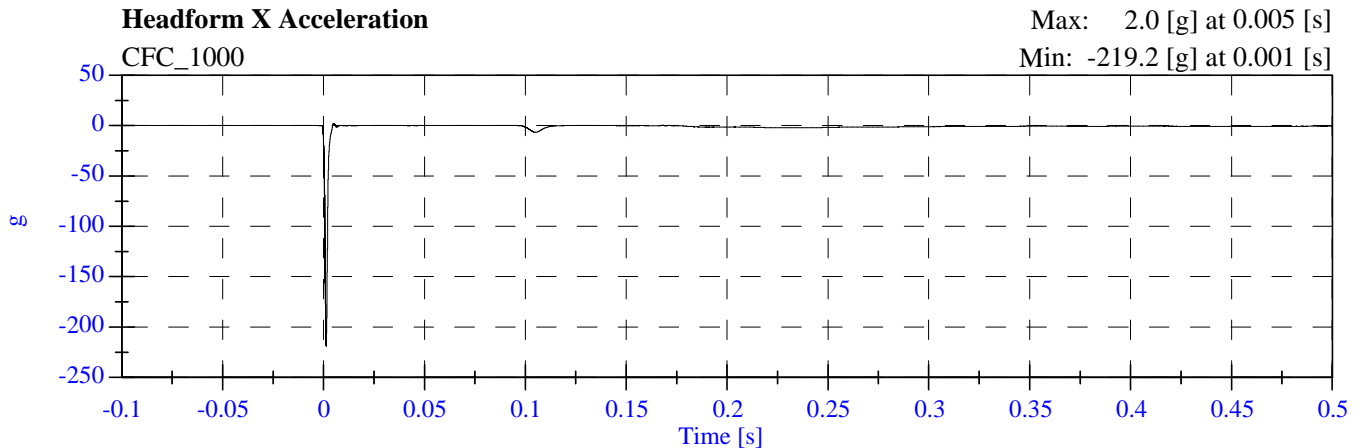
<b>I.D. NUMBER</b>	<b>MANUFACTURER</b>	<b>MODEL NUMBER</b>	<b>SERIAL NUMBER</b>	<b>DATE OF LAST CALIBRATION</b>	<b>DATE OF NEXT CALIBRATION</b>
<b>1 - LONGITUDINAL</b>	<b>ENDEVCO</b>	<b>7264-2000T</b>	<b>J41003</b>	<b>7/10/2007</b>	<b>1/11/2008</b>
<b>2 - LATERAL</b>	<b>ENDEVCO</b>	<b>7264-2000T</b>	<b>J33019</b>	<b>7/10/2007</b>	<b>1/11/2008</b>
<b>3 - VERTICAL</b>	<b>ENDEVCO</b>	<b>7264-2000T</b>	<b>J32782</b>	<b>7/10/2007</b>	<b>1/11/2008</b>

**REMARKS:**



# FMVSS 201U - Headform Calibration Drops

## C70204 - October 03, 2007



**PART 572L  
HEAD DROP POST-TEST**

<b>MANUFACTURER:</b>		<b>FIRST TECHNOLOGY SAFETY SYSTEMS</b>	
<b>SERIAL NUMBER:</b>		<b>805</b>	
<b>CALIBRATION DATE:</b>		<b>OCTOBER 3, 2007</b>	
<b>TEST PARAMETER</b>	<b>SPECIFICATION</b>	<b>TEST RESULTS</b>	
<b>TEMPERATURE</b>	<b>19°C to 26°C</b>	<b>21.7</b>	
<b>RELATIVE HUMIDITY</b>	<b>10% to 70%</b>	<b>60</b>	
<b>PEAK RESULTANT ACCELERATION</b>	<b>225 Gs to 275 Gs</b>	<b>271.5</b>	
<b>PEAK LATERAL ACCELERATION</b>	<b>15 Gs Maximum</b>	<b>4.8</b>	
<b>IS ACCELERATION CURVE UNIMODAL?</b>	<b>YES</b>	<b>YES</b>	

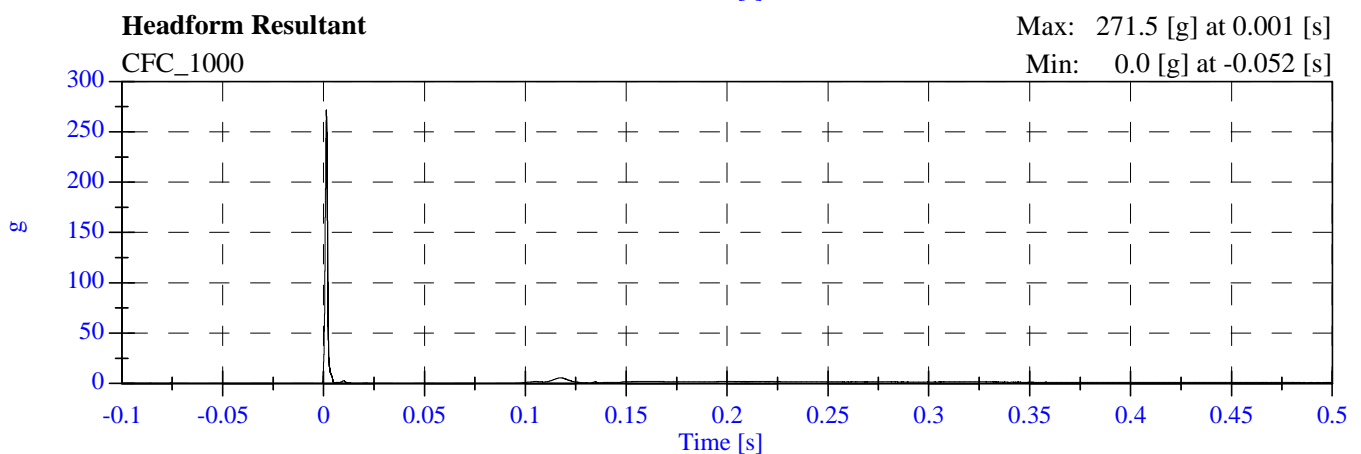
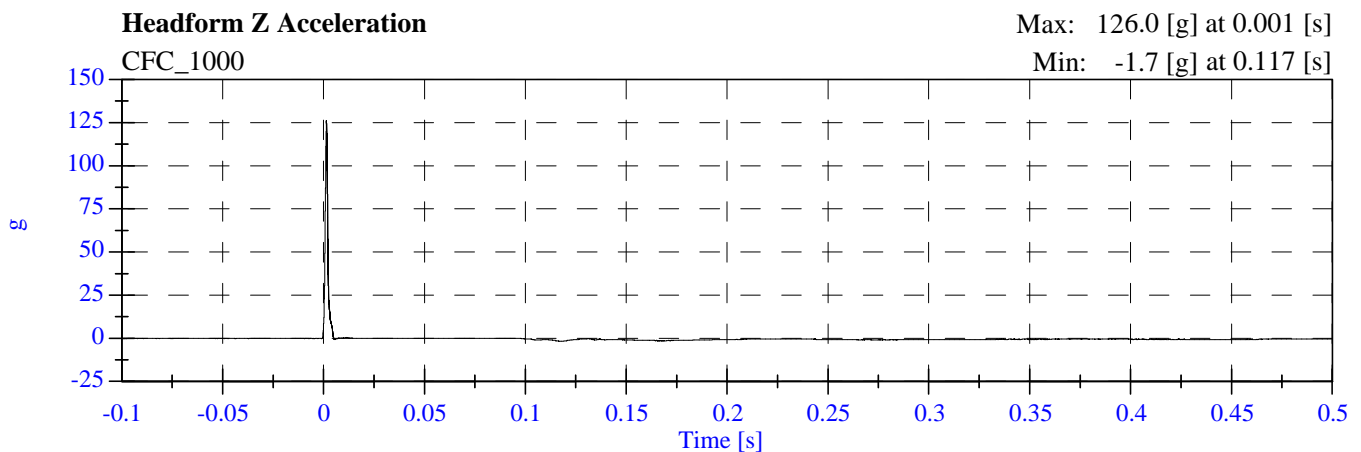
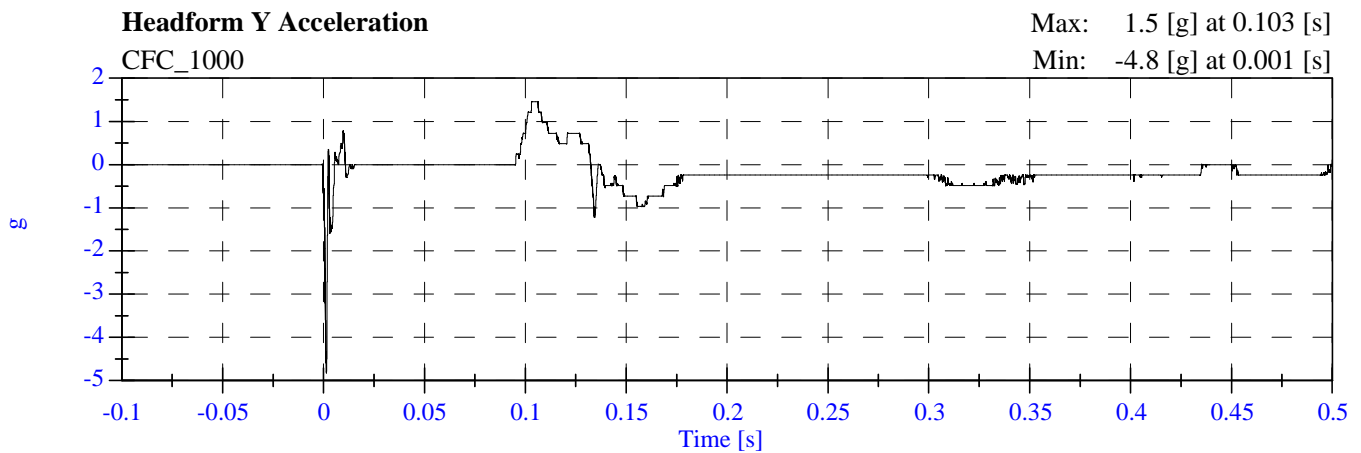
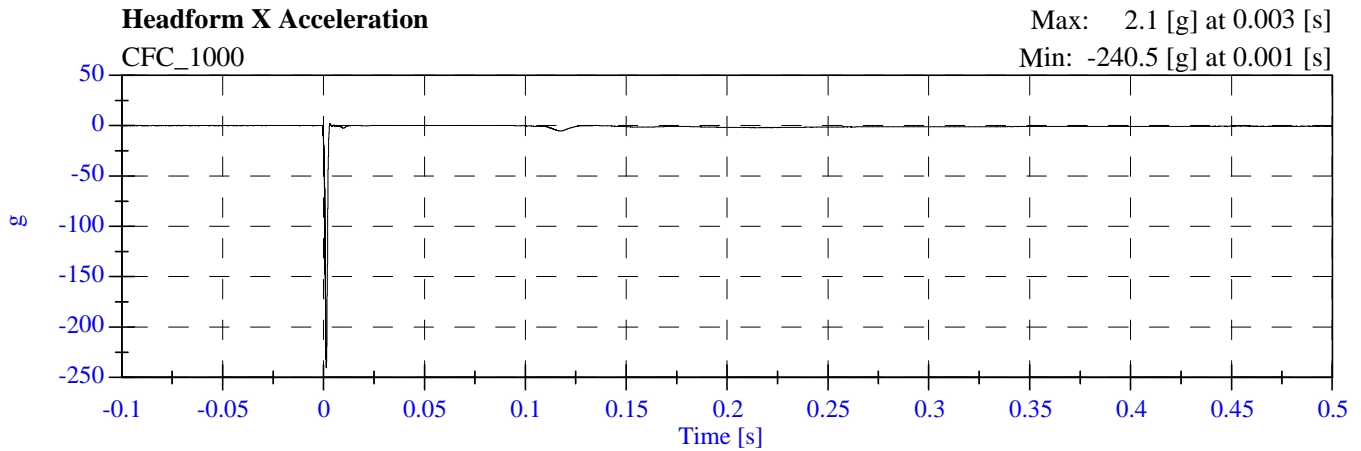
**HEAD ACCELEROMETER CALIBRATION INFORMATION**

<b>I.D. NUMBER</b>	<b>MANUFACTURER</b>	<b>MODEL NUMBER</b>	<b>SERIAL NUMBER</b>	<b>DATE OF LAST CALIBRATION</b>	<b>DATE OF NEXT CALIBRATION</b>
<b>1 - LONGITUDINAL</b>	<b>ENDEVCO</b>	<b>7264-2000T</b>	<b>J41004</b>	<b>7/10/2007</b>	<b>1/11/2008</b>
<b>2 - LATERAL</b>	<b>ENDEVCO</b>	<b>7264-2000T</b>	<b>J37496</b>	<b>7/10/2007</b>	<b>1/11/2008</b>
<b>3 - VERTICAL</b>	<b>ENDEVCO</b>	<b>7264-2000T</b>	<b>J41016</b>	<b>7/10/2007</b>	<b>1/11/2008</b>

**REMARKS:**

# FMVSS 201U - Headform Calibration Drops

## C70204 - October 03, 2007



**PART 572L  
HEAD DROP POST-TEST**

<b>MANUFACTURER:</b>		<b>DENTON ATD INC.</b>	
<b>SERIAL NUMBER:</b>		<b>0355</b>	
<b>CALIBRATION DATE:</b>		<b>OCTOBER 3, 2007</b>	
<b>TEST PARAMETER</b>	<b>SPECIFICATION</b>	<b>TEST RESULTS</b>	
<b>TEMPERATURE</b>	<b>19°C to 26°C</b>	<b>22.2</b>	
<b>RELATIVE HUMIDITY</b>	<b>10% to 70%</b>	<b>55</b>	
<b>PEAK RESULTANT ACCELERATION</b>	<b>225 Gs to 275 Gs</b>	<b>229.5</b>	
<b>PEAK LATERAL ACCELERATION</b>	<b>15 Gs Maximum</b>	<b>4.7</b>	
<b>IS ACCELERATION CURVE UNIMODAL?</b>	<b>YES</b>	<b>YES</b>	

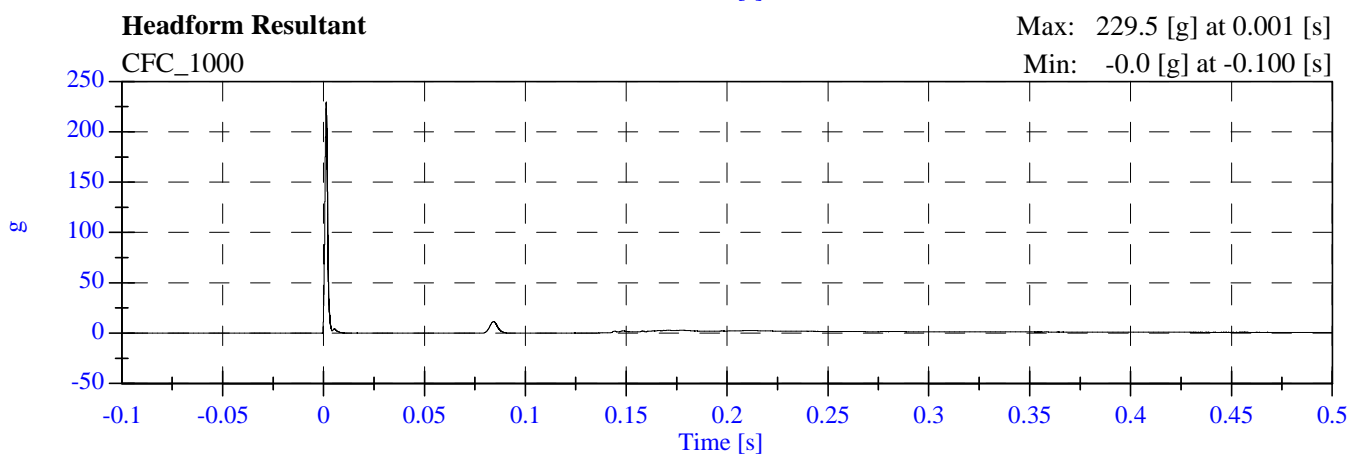
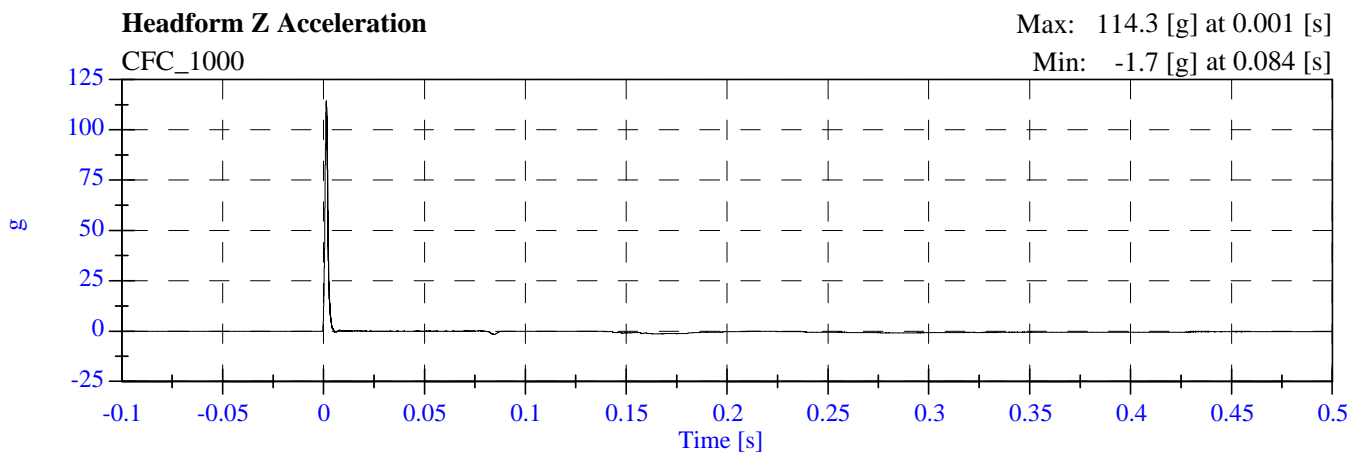
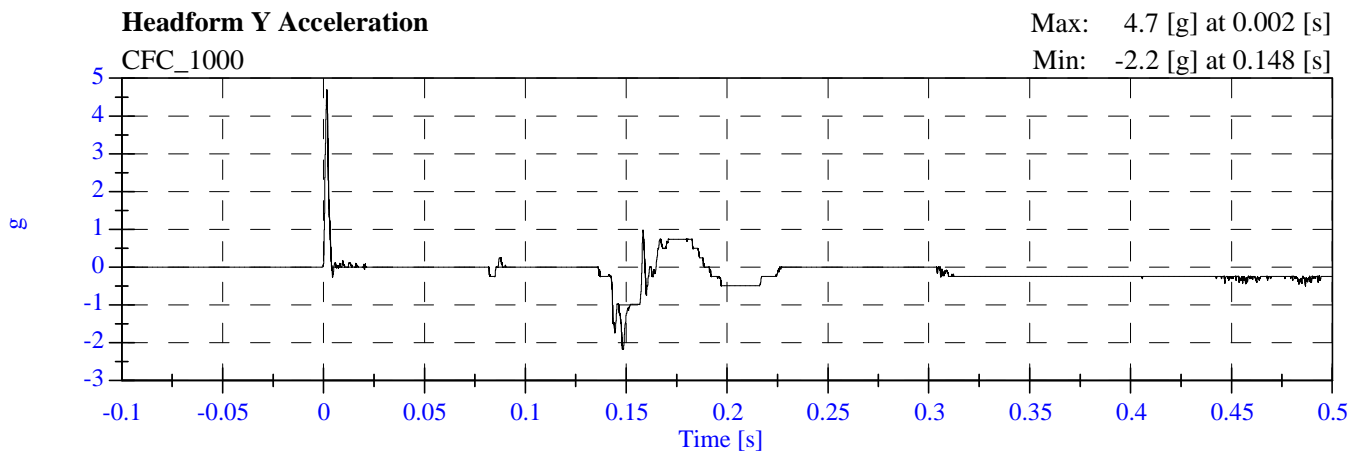
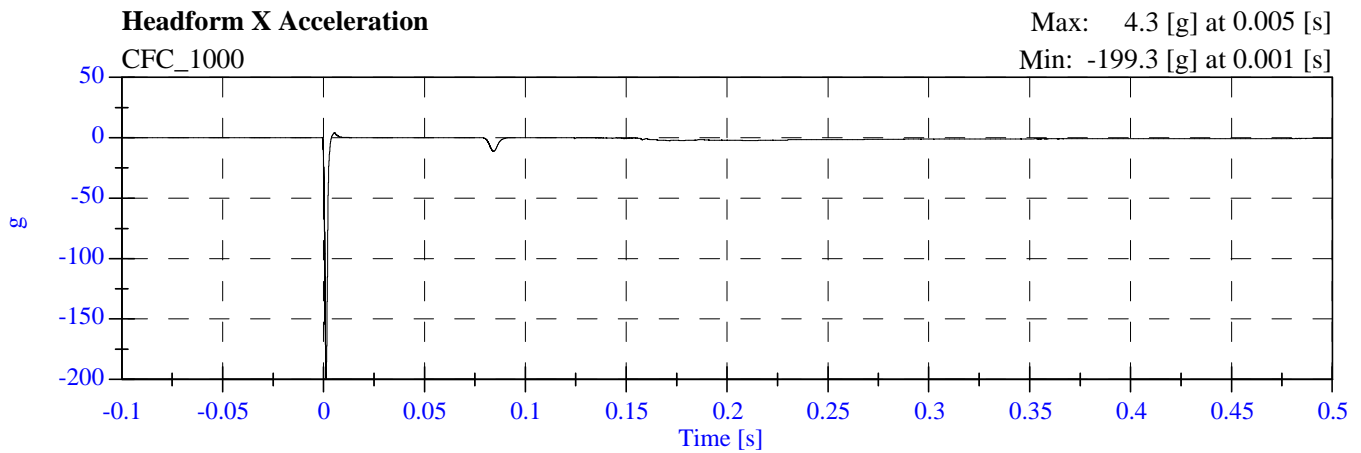
**HEAD ACCELEROMETER CALIBRATION INFORMATION**

<b>I.D. NUMBER</b>	<b>MANUFACTURER</b>	<b>MODEL NUMBER</b>	<b>SERIAL NUMBER</b>	<b>DATE OF LAST CALIBRATION</b>	<b>DATE OF NEXT CALIBRATION</b>
<b>1 - LONGITUDINAL</b>	<b>ENDEVCO</b>	<b>7264-2000T</b>	<b>J28671</b>	<b>7/18/2007</b>	<b>1/19/2008</b>
<b>2 - LATERAL</b>	<b>ENDEVCO</b>	<b>7264-2000T</b>	<b>J32779</b>	<b>7/18/2007</b>	<b>1/19/2008</b>
<b>3 - VERTICAL</b>	<b>ENDEVCO</b>	<b>7264-2000T</b>	<b>J25854</b>	<b>7/18/2007</b>	<b>1/19/2008</b>

**REMARKS:**

# FMVSS 201U - Headform Calibration Drops

## C70204 - October 03, 2007



**PART 572L  
HEAD DROP POST-TEST**

<b>MANUFACTURER:</b>		<b>FIRST TECHNOLOGY SAFETY SYSTEMS</b>	
<b>SERIAL NUMBER:</b>		1255	
<b>CALIBRATION DATE:</b>		OCTOBER 3, 2007	
<b>TEST PARAMETER</b>	<b>SPECIFICATION</b>	<b>TEST RESULTS</b>	
TEMPERATURE	19°C to 26°C	21.7	
RELATIVE HUMIDITY	10% to 70%	60	
PEAK RESULTANT ACCELERATION	225 Gs to 275 Gs	263.20	
PEAK LATERAL ACCELERATION	15 Gs Maximum	2.8	
IS ACCELERATION CURVE UNIMODAL?	YES	YES	

**HEAD ACCELEROMETER CALIBRATION INFORMATION**

<b>I.D. NUMBER</b>	<b>MANUFACTURER</b>	<b>MODEL NUMBER</b>	<b>SERIAL NUMBER</b>	<b>DATE OF LAST CALIBRATION</b>	<b>DATE OF NEXT CALIBRATION</b>
1 - LONGITUDINAL	ENDEVCO	7264-2000T	J41006	7/10/2007	1/11/2008
2 - LATERAL	ENDEVCO	7264-2000T	J40994	7/10/2007	1/11/2008
3 - VERTICAL	ENDEVCO	7264-2000T	J41007	7/10/2007	1/11/2008

REMARKS:

# FMVSS 201U - Headform Calibration Drops

## C70204 - October 03, 2007

