

REPORT NO. 111-KAR-10-002

**SAFETY COMPLIANCE TESTING
FOR FMVSS 111**

**REARVIEW MIRRORS
(Other Than School Buses)**

2010 CHEVROLET CAMARO

2-DOOR COUPE

NHTSA NO: CA0106

**PREPARED BY:
KARCO ENGINEERING LLC.
9270 HOLLY ROAD
ADELANTO, CALIFORNIA 92301**




JUNE 10, 2010


FINAL REPORT


**PREPARED FOR:
U.S. DEPARTMENT OF TRANSPORTATION
NATIONAL HIGHWAY TRAFFIC SAFETY ADMINISTRATION
ENFORCEMENT
OFFICE OF VEHICLE SAFETY COMPLIANCE
MAIL CODE: NVS-221
1200 NEW JERSEY AVE SE, ROOM W43-498
WASHINGTON, D.C. 20590**


This final test report was prepared for the U.S. Department of Transportation, National Highway Traffic Safety Administration, under Contract DTNH22-06-C-00034.

This publication is distributed by the U.S. Department of Transportation, National Highway Traffic Safety Administration in the interest of information exchange. The opinions, findings and conclusions expressed in this publication are those of the author(s) and not necessarily those of the Department of Transportation or the National Highway Traffic Safety Administration. The United States Government assumes no liability for its contents or use thereof. If trade or manufacturers' names or products are mentioned, it is only because they are considered essential to the object of the publication and should not be construed as an endorsement. The United States Government does not endorse products or manufacturers.


Prepared by:  Date: July 09 2010
Mr. Jonathan F. Williams, Test Engineer
KARCO Engineering, LLC.

Reviewed by:  Date: July 09, 2010
Ms. Angie Valenzuela, Quality Assurance Manager
KARCO Engineering, LLC.

Reviewed by:  Date: July 09, 2010
Mr. Michael L. Dunlap, Director of Operations
KARCO Engineering, LLC.

Approved by:  Date: July 09, 2010
Mr. Frank D. Richardson, Program Manager
KARCO Engineering, LLC.

FINAL REPORT ACCEPTED BY:

Accepted By: 

Acceptance Date: 7/16/10

Technical Report Documentation Page

1. <i>Report No.</i> 111-KAR-10-002	2. <i>Government Accession No.</i>	3. <i>Recipient's Catalog No.</i>	
4. <i>Title and Subtitle</i> Final Report of FMVSS 111 Compliance Testing of 2010 Chevrolet Camaro 2-Door Coupe NHTSA NO: CA0106		5. <i>Report Date</i> July 09, 2010	
		6. <i>Performing Organization Code</i> KAR	
7. <i>Author(s)</i> Mr. Jonathan F. Williams, Test Engineer, KARCO Mr. Frank D. Richardson, Program Manager, KARCO		8. <i>Performing Organization Report No.</i> P30011-02	
9. <i>Performing Organization Name and Address</i> KARCO Engineering LLC. 9270 Holly Road Adelanto, California 92301		10. <i>Work unit No.</i>	
		11. <i>Contract or Grant No.</i> DTNH22-06-C-00034	
12. <i>Sponsoring Agency Name and Address</i> U.S. Department of Transportation National Highway Traffic Safety Administration Enforcement Office of Vehicle Safety Compliance Mail Code: NVS-221 1200 New Jersey Ave SE, Room W43-410 Washington, DC 20590		13. <i>Type of report and Period Covered</i> Final Report-	
		14. <i>Sponsoring Agency Code</i> NVS 221	
15. <i>Supplementary Notes</i>			
16. <i>Abstract</i> Compliance tests were conducted on the subject 2010 Chevrolet Camaro 2-door Coupe on June 1, 2010 through June 10, 2010 in accordance with the specifications of the Office of Vehicle Safety Compliance Test Procedure No. TP111V-00 for the determination of FMVSS 111 compliance. There were no apparent test failures.			
17. <i>Key Words</i> Compliance Testing Safety Engineering FMVSS 111		18. <i>Distribution Statement</i> Copies of this report are available from: National Highway Traffic Safety Admin. Technical Information Services (TIS) Mail Code: NVS-221 1200 New Jersey Ave SE, Room W43-410 Washington, DC 20590	
19. <i>Security Classification (of this report)</i> UNCLASSIFIED	20. <i>Security Classification (of this page)</i> UNCLASSIFIED	21. <i>No. of Pages</i> 66	22. <i>Price</i>

Form DOT F1700.7 (8-72)

111-KAR-10-002

TABLE OF CONTENTS

<u>Section</u>		<u>Page</u>
1	Purpose of Compliance Test	1
2	Compliance Test Procedure and Data Summary	2
3	Test Data	5
<u>Appendix</u>		
A	Photographs	A
B	Data Plots	B
C	Test Equipment List and Calibration Information	C
D	Eyelipse Locations Supplied by Manufacturer	D

LIST OF PHOTOGRAPHS

<u>Figure</u>		<u>Page</u>
1	Left Front $\frac{3}{4}$ View	A-1
2	Left Side View	A-2
3	Right Rear $\frac{3}{4}$ View	A-3
4	Right Side View	A-4
5	Manufacturer's Label	A-5
6	Tire Placard	A-6
7	Driver Side Rearview Mirror and Mounting	A-7
8	Passenger Side Rearview Mirror and Mounting	A-8
9	Inside Rearview Mirror and Mounting	A-9
10	Test Set-up	A-10
11	Camera Set-up for Photographing Reference Board	A-11
12	Overall Set-up and Instrumentation for Mirror Break-Away Test	A-12
13	Close-Up of Mirror Break-Away Test	A-13
14	Reflection Test Set-up	A-14
15	Mirror Set-up for Area Measurement	A-15
16	Left Eye Field of View Test (Inside Mirror)	A-16
17	Reference Board for Inside Mirror, Left Eye (From Rear of Vehicle)	A-17
18	Right Eye Field of View Test (Inside Mirror)	A-18
19	Reference Board for Inside Mirror, Right Eye (From Rear of Vehicle)	A-19
20	Left Eye Field of View Test (Driver Side Mirror)	A-20
21	Right Eye Field of View Test (Driver Side Mirror)	A-21
22	Reference Board for Driver Side Mirror (From Rear of Vehicle)	A-22

LIST OF DATA PLOTS

<u>Plot</u>		<u>Page</u>
1	Test No. 1 - Force vs. Displacement $0^\circ/90^\circ$	B-1
2	Test No. 1 - Displacement vs. Time $0^\circ/90^\circ$	B-1
3	Test No. 2 - Force vs. Displacement $45^\circ/90^\circ$	B-2
4	Test No. 2 - Displacement vs. Time $45^\circ/90^\circ$	B-2
5	Test No. 3 - Force vs. Displacement $-45^\circ/90^\circ$	B-3
6	Test No. 3 - Displacement vs. Time $-45^\circ/90^\circ$	B-3
7	Test No. 4 - Force vs. Displacement $-45^\circ/45^\circ$	B-4
8	Test No. 4 - Displacement vs. Time $-45^\circ/45^\circ$	B-4
9	Test No. 5 - Force vs. Displacement $45^\circ/45^\circ$	B-5
10	Test No. 5 - Displacement vs. Time $45^\circ/45^\circ$	B-5
11	Test No. 6 - Force vs. Displacement $45^\circ/-45^\circ$	B-6
12	Test No. 6 - Displacement vs. Time $45^\circ/-45^\circ$	B-6
13	Test No. 7 - Force vs. Displacement $-45^\circ/-45^\circ$	B-7
14	Test No. 7 - Displacement vs. Time $-45^\circ/-45^\circ$	B-7

1. PURPOSE OF COMPLIANCE TEST

Tests were conducted on a 2010 Chevrolet Camaro 2-Door Coupe, manufactured by General Motors of Canada LTD., to determine compliance with FMVSS 111, "Rearview Mirrors (Other than School Buses)". The purpose of this standard is to reduce the number of deaths and injuries that occur when the driver of a motor vehicle does not have a clear and reasonably unobstructed view to the rear.

All tests were conducted based on the current National Highway Traffic Safety Administration (NHTSA), Office of Vehicle Safety Compliance (OVSC) Laboratory Procedures, TP111V-00, dated October 28, 1999, and corresponding KARCO Engineering test procedure KTP-111, dated April 18, 2001. Detailed procedures for receiving, inspecting, testing and reporting of test results are described in the test procedures and are not repeated in this report.

This report is organized in sections containing pertinent test information and data tables as follows:

Section 1	Purpose of Compliance Test
Section 2	Compliance Test Procedure and Data Summary
Section 3	Test Results
Appendix A	Photographs
Appendix B	Data Plots
Appendix C	Test Equipment List and Calibration Information
Appendix D	Eyelipse Location Supplied By Manufacturer

2. COMPLIANCE TEST PROCEDURE AND DATA SUMMARY

A 2010 Chevrolet Camaro 2-Door Coupe was subjected to FMVSS 111 compliance testing. The tests were conducted at KARCO Engineering LLC. in Adelanto, California on June 1, 2010 through June 10, 2010. Summary data is shown on page 24, Data Sheet No. 8. The following tests were performed:

- Inspection
- Mounting Adequacy Test
- Field-of-View Test, Inside Rearview Mirror
- Field-of-View Test, Driver's Side Outside Mirror
- Reflectance Test
- Breakaway Test
- Unit Magnification and Convex Mirror Tests

The tests were conducted per the FMVSS 111 test procedure. The significant aspects of the test procedure are described in the following paragraphs.

A. INSPECTION

Inspect the installation of the inside and outside rearview mirrors.

B. MOUNTING ADEQUACY TEST – ALL REARVIEW MIRRORS

B.1 INSIDE MIRROR (S5.1.2)

Determine that the mirror is securely mounted and determine the positive and negative angles of adjustment for both the vertical and horizontal directions.

B.2 OUTSIDE MIRROR(S) (S5.2.2 and S5.3)

Determine that the mirror(s) is (are) securely mounted. Determine that the driver's side mirror can be tilted in both horizontal and vertical directions from the driver's seated position. Determine that the passenger's side mirror is capable of adjustment by tilting in both the horizontal and vertical directions. Determine the positive and negative angles of adjustment for both horizontal and vertical directions for all outside mirrors. Determine that all outside mirrors are free of sharp points or edges that could contribute to pedestrian injury.

C. FIELD-OF-VIEW TEST – INSIDE REARVIEW MIRROR

C.1 REQUIREMENTS (S5.1.1)

The mirror shall provide a field of view with an included horizontal angle measured from the projected eye point of at least 20 degrees, and sufficient vertical angle to provide a view of a level road surface extending to the horizon beginning at a point not greater than 61m (200 feet) to the rear of the vehicle when the vehicle is occupied by the driver and four passengers or the designated occupant capacity, if less. The line of sight may be partially obscured by seated occupants or by head restraints.

Each car whose inside mirror does not meet the field of view requirements of S5.1.1 shall have an outside mirror of unit magnification or a convex mirror installed on the passenger's side. (S5.3)

D. FIELD-OF-VIEW TEST, DRIVER'S SIDE OUTSIDE REARVIEW MIRROR

D.1 REQUIREMENTS (S5.2)

Each passenger car shall have an outside mirror of unit magnification. The mirror shall provide the driver a view of a level road surface extending to the horizon from a line, perpendicular to a longitudinal plane tangent to the driver's side of the vehicle at the widest point, extending 2.4 meters (8 feet) out from the tangent plane 10.7 meters (35 feet) behind the driver's eyes, with the seat in the rearmost position. The line of sight may be partially obscured by rear body or fender contours. (S5.2.1)

Neither the mirror nor the mounting shall protrude farther than the widest part of the vehicle body except to the extent necessary to produce a field of view meeting or exceeding the requirements of S5.2.1. The mirror shall not be obscured by the un-wiped portion of the windshield. (S5.2.2)

E. REFLECTANCE TEST – ALL MIRRORS

E.1 REQUIREMENT (S11)

All single reflectance mirrors shall have an average reflectance of at least 35 percent. If a mirror is capable of multiple reflectance levels, the minimum reflectance level in the day mode shall be at least 35 percent and the minimum reflectance level in the night mode shall be at least 4 percent. The average reflectance of any mirror required by this standard shall be determined in accordance with SAE Recommended Practice J964, OCT 84.

F. BREAKAWAY TEST – INSIDE REARVIEW MIRROR

F.1 REQUIREMENTS (S5.1.2)

If the mirror is in the head impact area, the mounting shall deflect, collapse, or break away without leaving sharp edges when the reflective surface of the mirror is subjected to a force of 400 N (90 lb) in any forward direction that is not more than 45 degrees from the longitudinal direction.

G. UNIT MAGNIFICATION AND CONVEX MIRROR TESTS

G.1 REQUIREMENTS FOR PASSENGER CARS (S5.3 and S5.4)

The driver's side rearview mirror and the inside rearview mirror shall be unit magnification. If the field-of-view requirements are not met with the inside rearview mirror then the passenger's side rearview mirror is required. It can be either unit magnification or convex.

If the passenger's side mirror is convex, the average radius of curvature shall be not less than 889 mm (35 inches) and not more than 1651 millimeters (65 inches) and shall not deviate from the average by more than plus or minus 12.5 percent. The convex mirror shall have permanently and indelibly marked at the lower edge of the mirror's reflective surface in letters not less than 4.8 mm (3/16 inch) nor more than 6.4 mm (0.25 inch) high the words, "**Objects in Mirror Are Closer Than They Appear.**"

3. TEST DATA

The results of FMVSS 111 compliance tests that were conducted on the 2010 Chevrolet Camaro 2-door Coupe on June 1, 2010 through June 10, 2010 to determine compliance with FMVSS 111, "Rearview Mirrors (other than School Buses)" are presented in this section.

DATA SHEET NO. 1
VEHICLE INSPECTION AND IDENTIFICATION

TEST VEHICLE INFORMATION AND OPTIONS

NHTSA No.	CA0106
Make	Chevrolet
Model	Camaro
Body Style	2 Door Coupe
Vin No.	2G1FA1EV1A9178422
Color	White
Delivery Date	5/18/2010
Odometer (Miles)	520
Dealer	Baily Toliver Chevrolet
Transmission	Auto
Final Drive	Rear
Type/No. Cyl.	V6
Engine Disp. (L)	3.6
Engine Placement	Longitudinal
Tire Press./ Max (Front)	300 kPa
Tire Press./ Max (Rear)	300 kPa
Recommended Tire Size	P245/55R18
Tire Size on vehicle	P245/55R18
Air Conditioning	Yes
Disc Brakes (Front)	Yes
Disc Brakes (Rear)	Yes

Anti-Lock Brakes	Yes
All Wheel Drive	No
Power Steering	Yes
Driver Front Airbag	Yes
Driver Side Airbag	Yes
Driver Head Airbag	No
Driver Curtain Airbag	Yes
Pass. Airbag	Yes
Pass. Side Airbag	Yes
Pass. Head Airbag	No
Pass. Curtain Airbag	Yes
Pre-Tensioners	Yes
Load Limiters	Yes
Bucket Seats	Yes
Cold Tire Press. (Front)	240 kPa
Cold Tire Press. (Rear)	240 kPa
Tilt Steering	Yes
Automatic Door Locks	Yes
Power Windows	Yes
Power Seats	Yes
Other	N/A

DATA FROM MANUFACTURER

Manufactured By	General Motors of Canada LTD.
Date of Manufacture	Dec-09

GVWR (kg)	2079
GAWR Front (kg)	975
GAWR Rear (kg)	1104

TEST VEHICLE ATTITUDES (mm)

ATTITUDE	LF	RF	LR	RR
As Delivered	770	772	775	770
As Tested	755	756	744	738
Rearview Mirror	1182			

DATA SHEET NO. 1... (Continued)

Vehicle Information			
Year	2010	Make	Chevrolet
Model	Camaro	Body Style	2 Door Coupe
NHTSA No.	CA0106	VIN	2G1FA1EV1A9178422
Test Date	6-01-10	Temperature	80

LEGEND: LE = Left Eye; RE = Right Eye; P = Neck Pivot Point, SRP = Seating Reference Point

COORDINATE SYSTEM:

X = Longitudinal Dimension

Y = Lateral Dimension

Z = Vertical Dimension

Positive Values are as follows:

X = Forward of Reference Point

Y = Outboard of Reference Point (to driver's side)

Z = Above Reference Point

Provide Reference Point or Body Fiducial Point that dimensions below are measured from. (Point should be usable by laboratory personnel, i.e., center of an anchorage bolt, door jam latch, etc.).

COORDINATES	LEFT SIDE MIRROR			INSIDE MIRROR			RIGHT SIDE MIRROR			SRP
	P1	LE1	RE1	P2	LE2	RE2	P3	LE3	RE3	
X		-55	-33		-40	-56		-21	-62	
Y		-185	-246		-195	-258		-223	-273	
Z		855	855		856	856		854	854	
Mirror Mfr., Model And Part No.	Magna Electric 92247439			Gentex IAuto- Dim, No Onstar 13503047			Magna Electric 92247440			
SRP Travel and Eye-ellipse										

Reference Point – Driver Seat Rear Outboard Mounting Bolt.

DATA SHEET NO. 1... (Continued)

Date of Inspection/Identification		6-01-10
Types of Rearview Mirrors		
	Inside Rearview	Unit Magnification
	Driver' Side Outside	Unit Magnification
	Passenger's Side Outside	Convex
Location and Description of Fiducial Marks		See previous page
Maximum Number of Occupants		4

RESULTS OF RECEIVING INSPECTION:

TEST STATUS	PASSED —	X	FAILED —	
-------------	----------	----------	----------	--

CONDITIONS:

DISPOSITION/ACTION:

REMARKS:

RECORDED BY: Mr. Jonathan F. Williams DATE: 6-01-10

APPROVED BY: Mr. Michael L. Dunlap DATE: 7-09-10

DATA SHEET NO. 2
MOUNTING AND TILTING ADEQUACY TEST

Vehicle Information			
Year	2010	Make	Chevrolet
Model	Camaro	Body Style	2 Door Coupe
NHTSA No.	CA0106	VIN	2G1FA1EV1A9178422
Test Date	6-01-10	Temperature	80

MIRROR MOUNTING PROVIDES A STABLE SUPPORT	PASS	FAIL	CONDITIONAL
INSIDE REARVIEW MIRROR	X		
DRIVER SIDE OUTSIDE MIRROR	X		
PASSENGER SIDE OUTSIDE MIRROR	X		

OUTSIDE MIRRORS FREE OF SHARP POINTS OR EDGES	PASS	FAIL
DRIVER SIDE OUTSIDE MIRROR	X	
PASSENGER SIDE OUTSIDE MIRROR	X	

MIRROR IS ADJUSTABLE VERTICALLY & HORIZONTALLY	PASS	FAIL	CONDITIONAL
INSIDE REARVIEW MIRROR	X		
DRIVER SIDE OUTSIDE MIRROR	X		
PASSENGER SIDE OUTSIDE MIRROR	X		

DRIVER'S OUTSIDE MIRROR ADJUSTABLE FROM THE DRIVER'S SEATED POSITION	PASS	FAIL
DRIVER SIDE OUTSIDE MIRROR	X	

MIRROR ADJUSTMENT ANGLE	V+	V-	H+	H-
INSIDE REARVIEW MIRROR	17.8	-89	56	-56
DRIVER SIDE OUTSIDE MIRROR	16.2	-12.2	30	5
PASSENGER SIDE OUTSIDE MIRROR	16	-12.6	35	15

THIS SECTION IS RESERVED FOR MPVs, TRUCKS AND BUSES, OTHER THAN SCHOOL BUSES, NOT CONFORMING TO PASSENGER CAR REQUIREMENTS

MIRROR PROVIDES A VIEW TO THE REAR ALONG BOTH SIDES OF THE VEHICLE	PASS	FAIL	CONDITIONAL
DRIVER SIDE OUTSIDE MIRROR	N/A		
PASSENGER SIDE OUTSIDE MIRROR	N/A		

TEST STATUS	PASSED —	X	FAILED —	
-------------	----------	---	----------	--

RECORDED BY: Mr. Jonathan F. Williams DATE: 6-01-10

APPROVED BY: Mr. Michael L. Dunlap DATE: 7-09-10

DATA SHEET NO. 3
FIELD OF VIEW TEST - INSIDE REARVIEW MIRROR

Vehicle Information			
Year	2010	Make	Chevrolet
Model	Camaro	Body Style	2 Door Coupe
NHTSA No.	CA0106	VIN	2G1FA1EV1A9178422
Test Date	6-01-10	Temperature	80

- E Distance from center of mirror to projected eye point location = 610mm
- A Distance from rear of vehicle to projected eye point location = 2376mm
- X1 Distance from rear of vehicle to field of view grid = 8370mm
- Z1 Vertical distance to lowest point of field of view at distance X1 = 490mm
- Z2 Height of center of mirror = 1182mm
- X2 Distance from rear of vehicle where the road surface is first visible
 $X2 = [(Z2 \times X1) + (Z1 \times A)] / (Z2 - Z1) =$
(S111 REQUIREMENT = 61m maximum) 15.979m

EYE LOCATION	MONOCULAR DATA (ALR & ARL ARE ANGLES)			
	YL (mm)	YR (mm)	ALR (°)	ARL (°)
LEFT EYE POINT	YLL =1189	YRL =2673		14.1
RIGHT EYE POINT	YLR =2335	YRR =2222	12.4	

CALCULATED HORIZONTAL AMBINOCULAR VIEW ANGLE (AB)

ANGLE AB = ANGLE ALR + ANGLE ARL

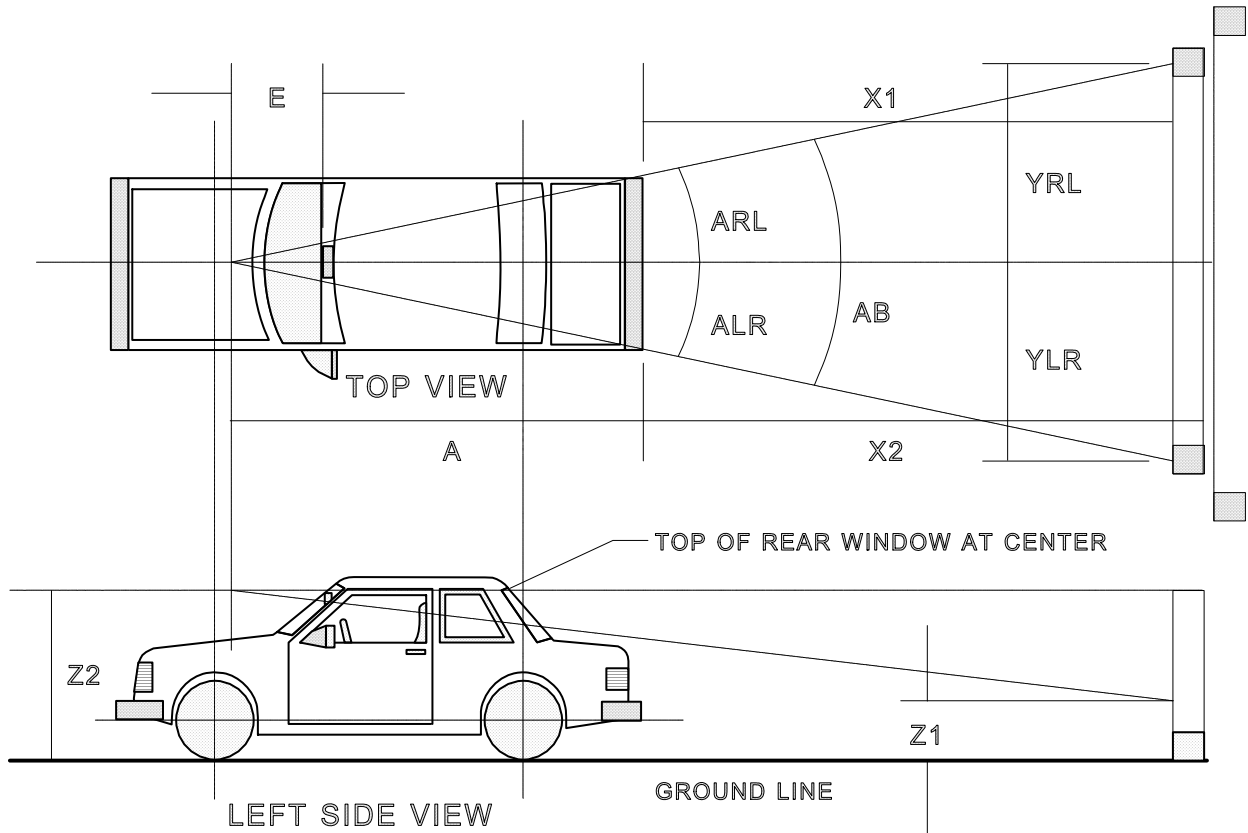
$ALR = \tan^{-1} [YLR / (X1 + A)]$ $ARL = \tan^{-1} [YRL / (X1 + A)]$

ANGLE AB = 26.5° (S111 REQUIREMENT = 20 degrees minimum)

TEST STATUS	PASSED —	X	FAILED —	
-------------	----------	----------	----------	--

DATA SHEET NO. 3... (Continued)

INSIDE REARVIEW MIRROR FIELD OF VIEW
TEST GRID AND MARKER SETUP



DATA SHEET NO. 3... (Continued)

DRIVER SIDE MIRROR (S5.2)

MIRROR OBSCURED BY UNWIPED PORTION OF WINDSHIELD YES _____ NO **X**

HEIGHT OF TARGET DISC ON MIRROR **1044mm**

DISTANCE OF TARGET DISC ON MIRROR FROM VEHICLE TANGENT PLANE **79mm**

TARGET DISC LOCATION RELATIVE TO VEHICLE TANGENT PLANE **Inboard**
(Inboard or Outboard)

ENTIRE TRIANGULAR TEST TARGET AREA ON SCREEN VISIBLE YES **X** NO _____

MIRROR PROTRUDES BEYOND VEHICLE TANGENT PLANE YES **X** NO _____

PROTRUSION REQUIRED TO MEET FIELD OF VIEW REQUIREMENT YES **X** NO _____

TEST STATUS:	PASSED —	X	FAILED —	
--------------	----------	----------	----------	--

PASSENGER SIDE MIRROR (S5.3 or MFG. OPTION)

PASSENGER SIDE MIRROR TYPE (convex or unit magnification) **Convex**

REMARKS:

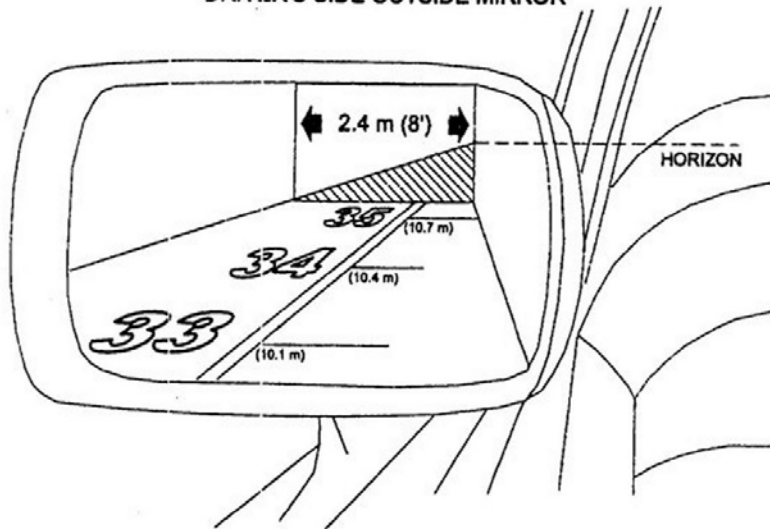
VEHICLE ATTITUDE AND GROUND LEVEL WERE RAISED 4" (101.6) TO PERFORM THE TEST.

RECORDED BY: **Mr. Jonathan F. Williams** DATE: **6-01-10**

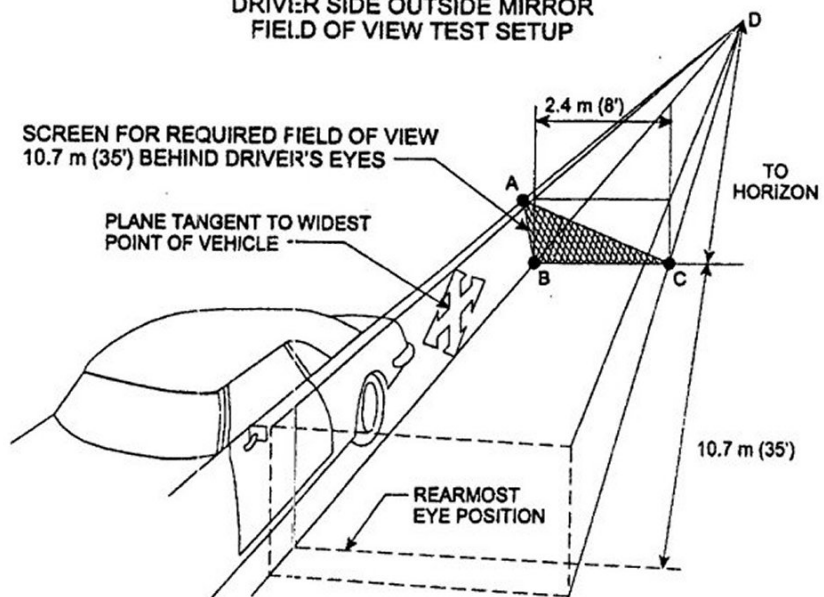
APPROVED BY: **Mr. Michael L. Dunlap** DATE: **7-09-10**

DATA SHEET NO. 3... (Continued)

REQUIRED FIELD OF VIEW AS SEEN IN DRIVER'S SIDE OUTSIDE MIRROR

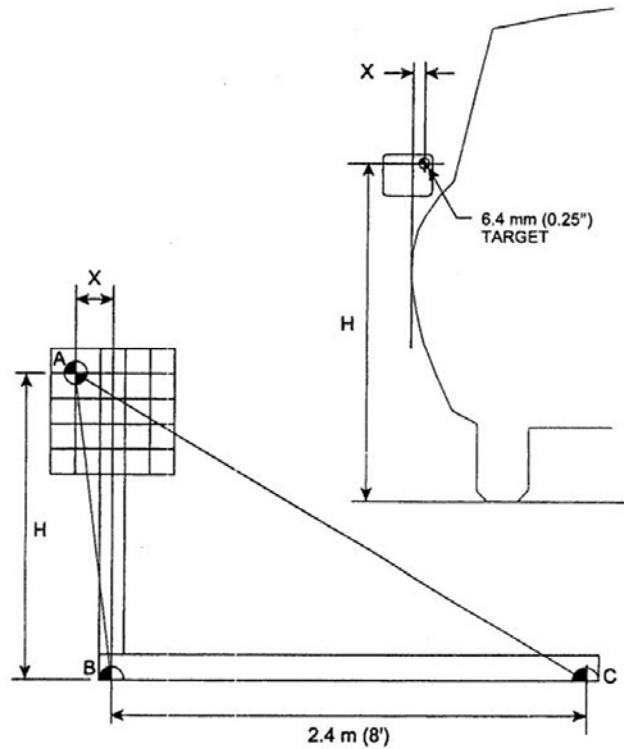


DRIVER SIDE OUTSIDE MIRROR FIELD OF VIEW TEST SETUP

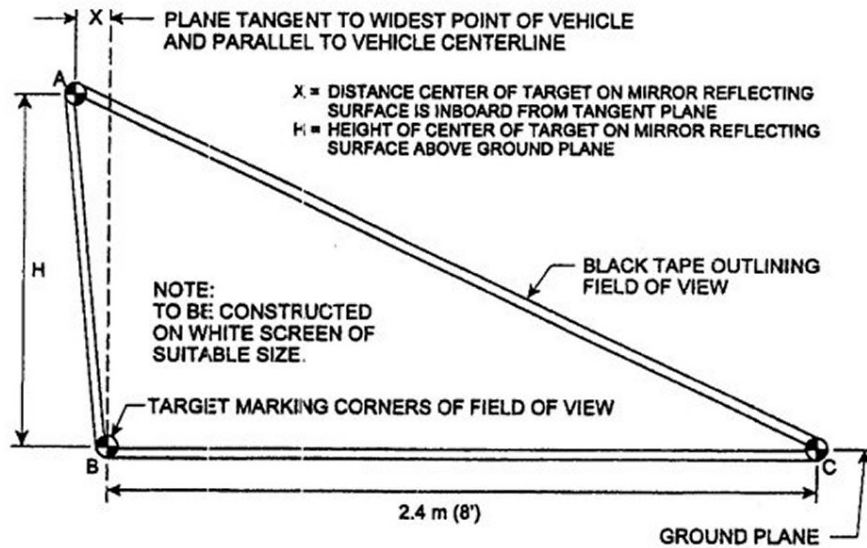


DATA SHEET NO. 3... (Continued)

DRIVER SIDE OUTSIDE MIRROR TARGET DISC LOCATION WITH X AND H DIMENSIONS



DRIVER SIDE OUTSIDE MIRROR REQUIRED FIELD OF VIEW TRIANGLE



**DATA SHEET NO. 4
REFLECTANCE TEST**

Vehicle Information			
Year	2010	Make	Chevrolet
Model	Camaro	Body Style	2 Door Coupe
NHTSA N.o	CA0106	VIN	2G1FA1EV1A9178422
Test Date	6-07-10	Temperature	70

DESCRIPTION OF TEST APPARATUS: THE APPARATUS CONSISTS OF AN INCANDESCENT TUNGSTEN FILAMENT LAMP OPERATING AT A NOMINAL COLOR TEMPERATURE OF 2,856 K, COLLIMATING OPTICS, A SAMPLE HOLDER POSITIONED AT 25°, A SILICON PHOTOCCELL, AND A FLUKE 45 DUAL DISPLAY MULTIMETER (CALIBRATION DUE DATE 3-26-08). REFLECTANCE TESTS ARE CONDUCTED IN A 4'X6' WOODEN CABINET PAINTED FLAT BLACK. FOR CONVEX MIRROR A 6" INTEGRATING SPHERE WAS INCORPORATED INTO THE RECEIVER.

MIRROR DESCRIPTION: **INTERIOR DAY/NIGHT REARVIEW MIRROR**

VOLTAGE READING FROM CALIBRATION (Average Value): 270mV

VOLTAGE READING FROM LIGHT REFLECTED BY DAY MIRROR (Average Value): 259mV

REFLECTOMETER VOLTAGE READINGS		
	DAY MIRROR	NIGHT MIRROR
TEST NO. 1	259	163
TEST NO. 2	259	164
TEST NO. 3	259	164
TEST NO. 4	259	163
TEST NO. 5	259	164

REFLECTANCE (Day) = Voltage (Refl)/Voltage (Cal) = .9593 x 100 = 95.9 percent
(Min. Required = 35%)

VOLTAGE READING FROM CALIBRATION (Average Value) = 270

VOLTAGE READING FROM LIGHT REFLECTED BY NIGHT MIRROR (Average Value): 163.9

REFLECTANCE (Night) = Voltage (Refl)/Voltage (Cal) = .6059 x 100 = 60.6 percent
(Min. Required = 4%)

NOTE: If meter reading directly in percent is used, record only percent

DATA SHEET NO. 4... (Continued)

MIRROR DESCRIPTION: **DRIVER SIDE OUTSIDE MIRROR.**

VOLTAGE READING FROM CALIBRATION (Average Value): 270

VOLTAGE READING FROM LIGHT REFLECTED BY DAY MIRROR (Average Value): 256

REFLECTOMETER VOLTAGE READINGS	
TEST NO. 1	256
TEST NO. 2	256
TEST NO. 3	256
TEST NO. 4	256
TEST NO. 5	256

REFLECTANCE (Day) = Voltage (Refl)/Voltage (Cal) = 0. .9481 x 100 = 94.8 percent
(Min. Required = 35%)

NOTE: If meter reading directly in percent is used, record only percent

DATA SHEET NO. 4... (Continued)

MIRROR DESCRIPTION: **PASSENGER SIDE OUTSIDE MIRROR.**

VOLTAGE READING FROM CALIBRATION (Average Value): 345

VOLTAGE READING FROM LIGHT REFLECTED BY DAY MIRROR (Average Value): 350

REFLECTOMETER VOLTAGE READINGS	
TEST NO. 1	350
TEST NO. 2	350
TEST NO. 3	351
TEST NO. 4	350
TEST NO. 5	349

REFLECTANCE (Day) = Voltage (Refl)/Voltage (Cal) = 1.0144 x 100 = 101.4 percent

REFERANCE MIRROR VALUE 93.4 X 101.4 (reflectance value) = 94.8 %
(Min. Required = 35%)

NOTE: If meter reading directly in percent is used, record only percent

TEST STATUS	PASSED —	X	FAILED —	
-------------	----------	----------	----------	--

RECORDED BY: Mr. Jonathan F. Williams DATE: 6-07-10

APPROVED BY: Mr. Michael L. Dunlap DATE: 7-09-10

DATA SHEET NO. 5
BREAKAWAY TEST - INSIDE REARVIEW MIRROR

Vehicle Information			
Year	2010	Make	Chevrolet
Model	Camaro	Body Style	2 Door Coupe
NHTSA No.	CA0106	VIN	2G1FA1EV1A9178422
Test Date	6-10-10	Temperature	77

MOUNTING OF MIRROR (INSIDE) DESCRIPTION: TAB GLUED TO WINDSHIELD. MIRROR BASE SLIPS OVER BASE AND HELD IN PLACE WITH SPRING CLIP.

(Requirement: the mirror shall deflect, collapse or break away when it is subjected to a force of 400 N or less)

TEST NO.	LOAD DIRECTION VERTICAL/HORIZONTAL	MAXIMUM FORCE (N)	DISPLACEMENT (MM)	PASS	FAIL
1	0-90 DEGREES	277.9	10.0	X	
2	+45/90 DEGREES	137.7	22.1	X	
3	-45/90 DEGREES	241.7	10.0	X	
4	-45/+45 DEGREES	177.8	15.8	X	
5	+45/+45 DEGREES	47.7	36.0	X	
6	+45/-45 DEGREES	116.8	18.7	X	
7	-45/-45 DEGREES	99.7	9.2	X	

REMARKS:

DATA SHEET NO. 5... (Continued)

BREAKAWAY TEST - INSIDE REARVIEW MIRROR FAILURE TYPE – DESCRIPTION:

FAILURE TYPE – DESCRIPTION:

NONE

TEST STATUS	PASSED —	X	FAILED —	
-------------	----------	----------	----------	--

REMARKS:

RECORDED BY: Mr. Jonathan F. Williams DATE: 6-10-10

APPROVED BY: Mr. Michael L. Dunlap DATE: 7-09-10

DATA SHEET NO. 6
UNIT MAGNIFICATION AND CONVEX MIRROR TESTS

Vehicle Information			
Year	2010	Make	Chevrolet
Model	Camaro	Body Style	2 Door Coupe
NHTSA No.	CA0106	VIN	2G1FA1EV1A9178422
Test Date	6-08-10	Temperature	70

DRIVER'S SIDE & INSIDE REARVIEW MIRRORS:

DRIVER SIDE MIRROR	
TEST POSITION	DIAL READINGS
1	0
2	0
3	0
4	0
5	0
6	0
7	0
8	0
9	0
10	0

INSIDE MIRROR	
TEST POSITION	DIAL READINGS
1	0
2	0
3	0
4	0
5	0
6	0
7	0
8	0
9	0
10	0

All dial indicator readings for unit magnification mirrors must be zero.

DATA SHEET NO. 6... (Continued)
UNIT MAGNIFICATION AND CONVEX MIRROR TESTS

PASSENGER SIDE REARVIEW MIRROR:

CONVERSION TABLE FROM SPHEROMETER DIAL
 READING TO RADIUS OF CURVATURE

TEST POSITION	DIAL READINGS (inches) Passenger	RADIUS OF CURVATURE (mm)	DEVIATION BETWEEN THE AVERAGE RADIUS OF CURVATURE AND THE TEST POSITION RADIUS OF CURVATURE (mm)	PERCENT DEVIATION FROM THE AVERAGE RADIUS OF CURVATURE
1	.0058	1231.9	34.8	2.7
2	.0056	1272.4	5.7	0.4
3	.0056	1272.4	5.7	0.4
4	.0057	1253.7	13.0	1.0
5	.0058	1231.7	34.8	2.7
6	.0055	1299.5	32.8	2.6
7	.0058	1231.9	34.8	2.7
8	.0055	1299.5	32.8	2.6
9	.0057	1253.7	13.0	1.0
10	.0054	1320.0	53.3	4.2
Average Radius of Curvature		1266.7	Greatest Percent Deviation	4.2

REMARKS:

DATA SHEET NO. 6... (Continued)

UNIT MAGNIFICATION AND CONVEX MIRROR TESTS

PASSENGER'S SIDE REARVIEW MIRROR

IF CONVEX, ARE THERE ANY DISCONTINUITIES IN THE SLOPE OF THE MIRROR SURFACE YES ___ NO X

IF CONVEX, ARE THE WORDS, "OBJECTS IN THE MIRROR ARE CLOSER THAN THEY APPEAR" PRESENT YES X NO ___

IF CONVEX, MEASURE LETTER HEIGHT OF WORDS 5 mm

IF CONVEX, LETTERS ARE NOT < 4.8 mm OR > 6.4 mm HIGH YES X NO ___

IF CONVEX, RADIUS OF CURVATURE NOT < 889 mm OR > 1651 mm YES X NO ___

IF CONVEX, THE GREATEST PERCENT DEVIATION FROM AVERAGE RADIUS OF CURVATURE IS $\pm 12.5\%$ YES X NO ___

IF UNIT MAGNIFICATION, ALL DIAL READINGS ARE ZERO ± 0 . YES X NO ___

NOTE: PASSENGER MIRROR NOT REQUIRED

TEST STATUS	PASSED —	X	FAILED —	
-------------	----------	----------	----------	--

RECORDED BY: Mr. Jonathan F. Williams DATE: 6-08-10

APPROVED BY: Mr. Michael L. Dunlap DATE: 7-09-10

DATA SHEET NO. 8
TEST SUMMARY-FMVSS 111-REARVIEW MIRRORS

Vehicle Information			
Year	2010	Make	Chevrolet
Model	Camaro	Body Style	2 Door Coupe
NHTSA No.	CA0106	VIN	2G1FA1EV1A9178422
Test Date	6-10-10	Temperature	N/A

PASSENGER VEHICLE TESTING:

OUTSIDE DRIVER SIDE MIRROR	PASS	FAIL	COMMENTS
STABLE SUPPORT	X		
DOES NOT PROTRUDE BEYOND VEHICLE BODY	X		
NOT OBSCURED BY UNWIPED PORTION OF WINDSHIELD	X		
ADJUSTABLE BY TILTING	X		
ADJUSTABLE FROM DRIVER SEAT	X		
FREE OF SHARP EDGES	X		
FIELD-OF-VIEW	X		
REFLECTANCE	X		
UNIT MAGNIFICATION	X		

INSIDE REARVIEW MIRROR	PASS	FAIL	COMMENTS
STABLE SUPPORT	X		
ADJUSTABLE BY TILTING	X		
FIELD-OF-VIEW	X		
REFLECTANCE	X		
BREAK AWAY	X		
UNIT MAGNIFICATION	X		

OUTSIDE PASSENGER MIRROR *	PASS	FAIL	COMMENTS
STABLE SUPPORT	X		
ADJUSTABLE BY TILTING	X		
FREE OF SHARP EDGES	X		
UNIT OR CONVEX			Convex
LABELING	X		
REFLECTANCE	X		

* MIRROR NOT REQUIRED

APPENDIX A
PHOTOGRAPHS



2010 CHEVROLET CAMARO
NHTSA NO. CA0106
FMVSS NO. 111

FIGURE 1: LEFT FRONT $\frac{3}{4}$ VIEW



2010 CHEVROLET CAMARO
NHTSA NO. CA0106
FMVSS NO. 111

FIGURE 2: LEFT SIDE VIEW



2010 CHEVROLET CAMARO
NHTSA NO. CA0106
FMVSS NO. 111

FIGURE 3: RIGHT REAR ¾ VIEW



2010 CHEVROLET CAMARO
NHTSA NO. CA0106
FMVSS NO. 111

FIGURE 4: RIGHT SIDE VIEW



MFD BY GENERAL MOTORS OF CANADA LTD.

DATE	GVWR	GAWR FRT	GAWR RR
12/09	2079 KG 4582 LB	975 KG 2149 LB	1104 KG 2433 LB

THIS VEHICLE CONFORMS TO ALL APPLICABLE U.S. FEDERAL MOTOR VEHICLE SAFETY, BUMPER, AND THEFT PREVENTION STANDARDS IN EFFECT ON THE DATE OF MANUFACTURE SHOWN ABOVE.

2G1FA1EV1A9178422

TYPE: PASS CAR



2010 CHEVROLET CAMARO
NHTSA NO. CA0106
FMVSS NO. 111

FIGURE 5: MANUFACTURER'S LABEL



TIRE AND LOADING INFORMATION

SEATING CAPACITY | TOTAL 4 | FRONT 2 | REAR 2

The combined weight of occupants and cargo should never exceed 332 kg or 732 lbs.

TIRE	ORIGINAL SIZE		COLD TIRE PRESSURE
FRONT	P245/55R18	T	240 kPa, 35 PSI
REAR	P245/55R18	T	240 kPa, 35 PSI
SPARE	T155/70R18	M	420 kPa, 60 PSI

SEE OWNER'S
MANUAL FOR
ADDITIONAL
INFORMATION

2G1FA1EV1A9178422

2010 CHEVROLET CAMARO
NHTSA NO. CA0106
FMVSS NO. 111

FIGURE 6:TIRE PLACARD




2010 CHEVROLET CAMARO
NHTSA NO. CA0106
FMVSS NO. 111

FIGURE 7: DRIVER SIDE REARVIEW MIRROR AND MOUNTING



2010 CHEVROLET CAMARO
NHTSA NO. CA0106
FMVSS NO. 111

FIGURE 8: PASSENGER SIDE REARVIEW MIRROR AND MOUNTING



2010 CHEVROLET CAMARO
NHTSA NO. CA0106
FMVSS NO. 111

FIGURE 9: INSIDE REARVIEW MIRROR AND MOUNTING



2010 CHEVROLET CAMARO
NHTSA NO. CA0106
FMVSS NO. 111

FIGURE 10:TEST SET-UP



2010 CHEVROLET CAMARO
NHTSA NO. CA0106
FMVSS NO. 111

FIGURE 11:CAMERA SET-UP FOR PHOTOGRAPHING REFERENCE BOARD

A-12

111-KAR-10-002



2010 CHEVROLET CAMARO FIGURE 12: OVERALL SET-UP AND INSTRUMENTATION FOR MIRROR BREAK- AWAY TEST
NHTSA NO. CA0106
FMVSS NO. 111



2010 CHEVROLET CAMARO
NHTSA NO. CA0106
FMVSS NO. 111

FIGURE 13:CLOSE-UP OF MIRROR BREAK- AWAY TEST




2010 CHEVROLET CAMARO
NHTSA NO. CA0106
FMVSS NO. 111

FIGURE 14: REFLECTION TEST SET-UP




2010 CHEVROLET CAMARO
NHTSA NO. CA0106
FMVSS NO. 111

FIGURE 15: MIRROR SET-UP FOR AREA MEASUREMENT




2010 CHEVROLET CAMARO
NHTSA NO. CA0106
FMVSS NO. 111

FIGURE 16:LEFT EYE FIELD OF VIEW TEST (INSIDE MIRROR)




2010 CHEVROLET CAMARO
NHTSA NO. CA0106
FMVSS NO. 111

FIGURE 17:REFERENCE BOARD FOR INSIDE MIRROR, LEFT EYE




2010 CHEVROLET CAMARO
NHTSA NO. CA0106
FMVSS NO. 111

FIGURE 18:RIGHT EYE FIELD OF VIEW TEST (INSIDE MIRROR)



2010 CHEVROLET CAMARO
NHTSA NO. CA0106
FMVSS NO. 111

FIGURE 19:REFERENCE BOARD FOR INSIDE MIRROR, RIGHT EYE



2010 CHEVROLET CAMARO
NHTSA NO. CA0106
FMVSS NO. 111

FIGURE 20:LEFT EYE FIELD OF VIEW TEST (DRIVER SIDE MIRROR)



2010 CHEVROLET CAMARO
NHTSA NO. CA0106
FMVSS NO. 111

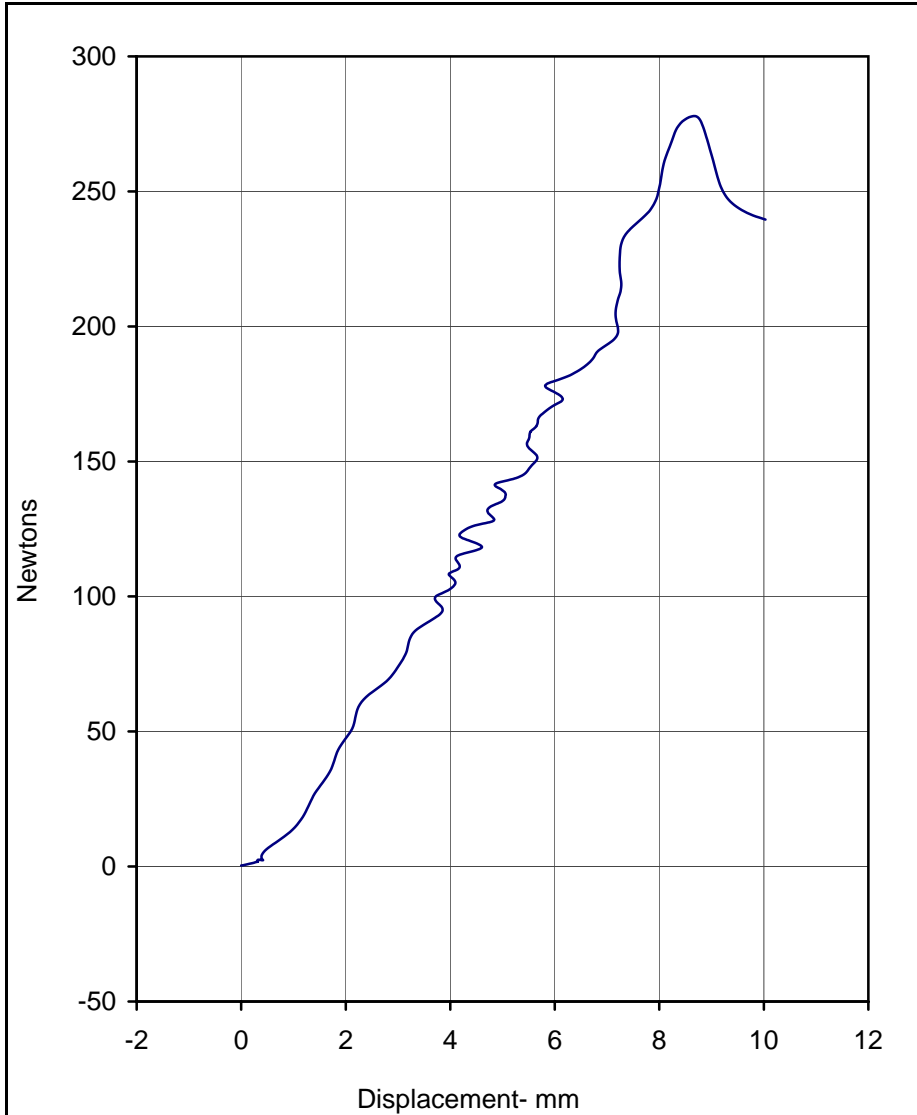
FIGURE 21:RIGHT EYE FIELD OF VIEW TEST (DRIVER SIDE MIRROR)



2010 CHEVROLET CAMARO
NHTSA NO. CA0106
FMVSS NO. 111

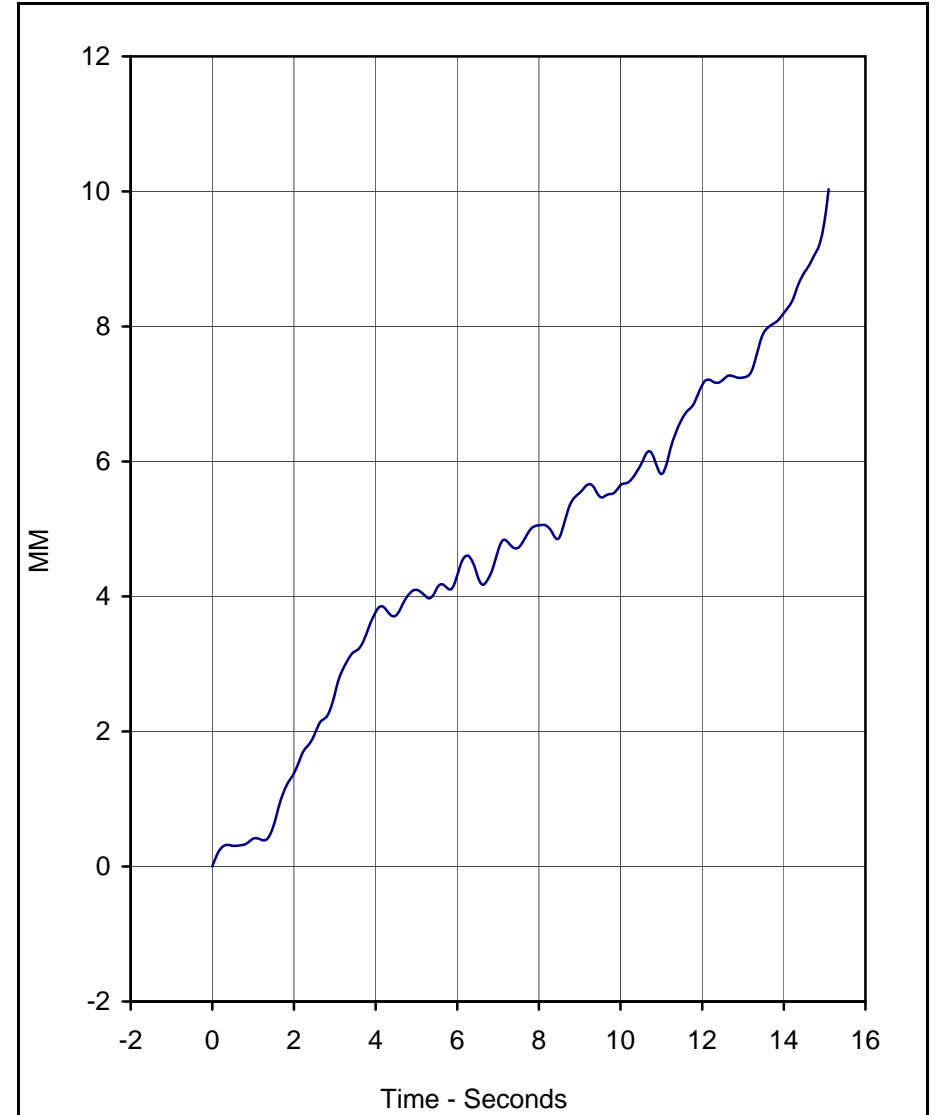
FIGURE 22:REFERENCE BOARD FOR DRIVER SIDE MIRROR

APPENDIX B
DATA PLOTS



Curve Description	CURNO	Type
Force vs. Displacement	001	FIL

Units	Peak Force	Displacement	Filter (Hz)
Newtons	277.9	8.7	1



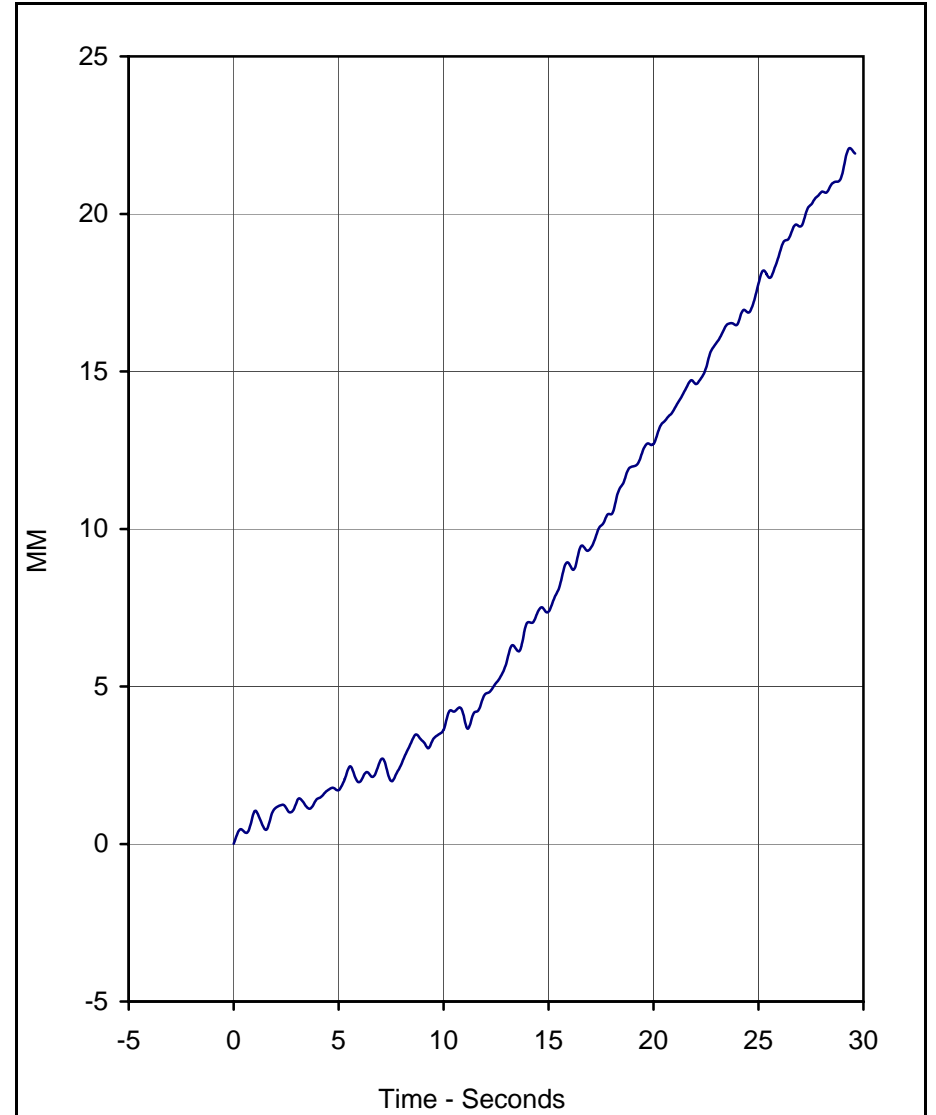
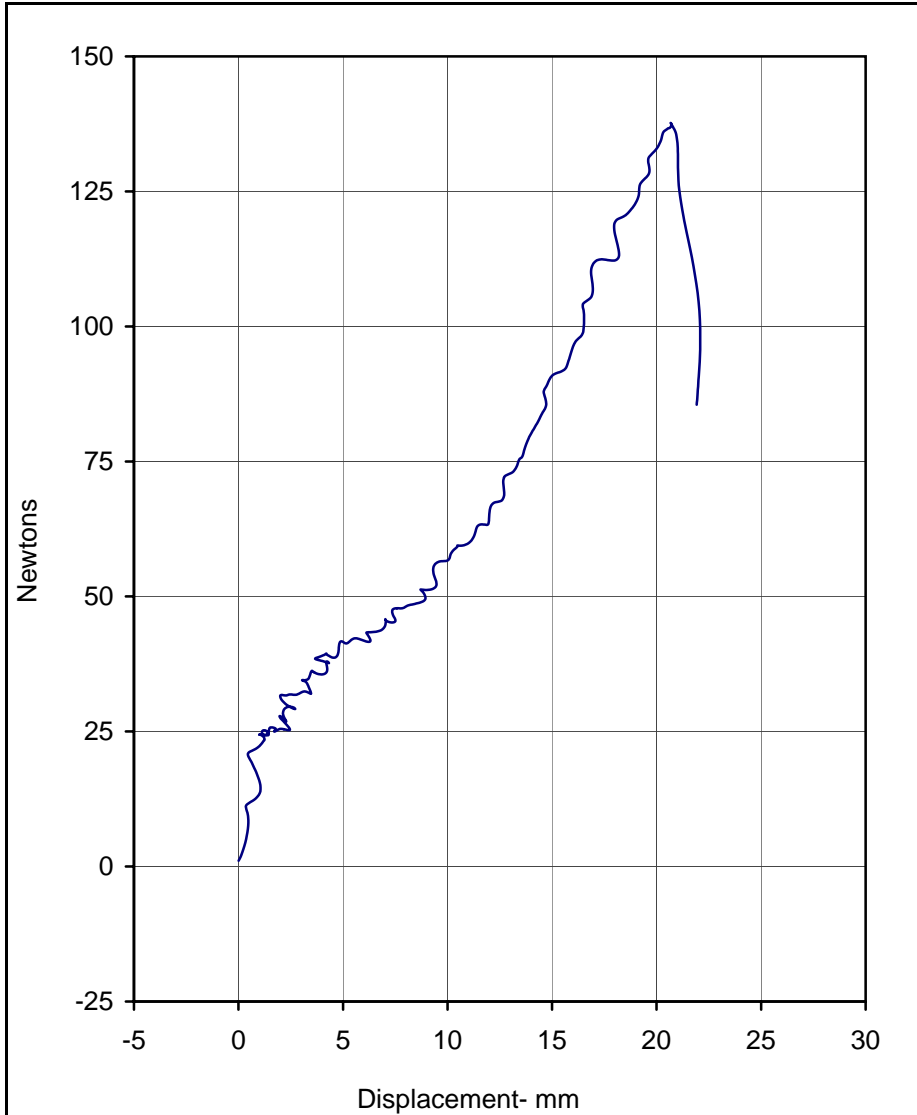
Curve Description	CURNO	Type
Displacement vs. Time	002	FIL

Units	Max	Time	Displ. Rate (mm/min.)	Filter (Hz)
MM	10.0	15.1	39.9	1

Test Program: 2010 FMVSS 111 Rearview Mirrors Test No.: 1
 Test Vehicle: 2010 Chevrolet Camaro 2-Dr Coupe No.: CA0106

Load Direction: 0 / 90
 Test Date: 6/10/10





Curve Description	CURNO	Type
Force vs. Displacement	001	FIL

Curve Description	CURNO	Type
Displacement vs. Time	002	FIL

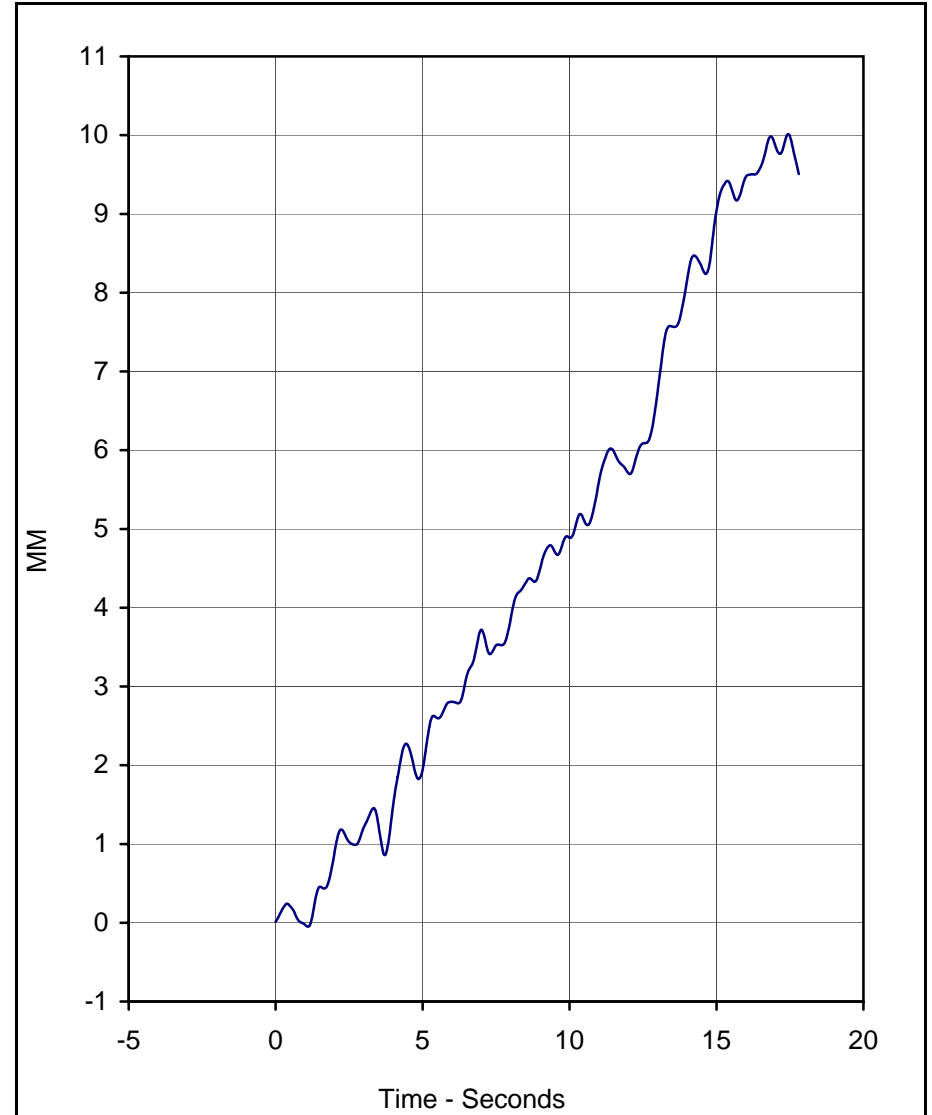
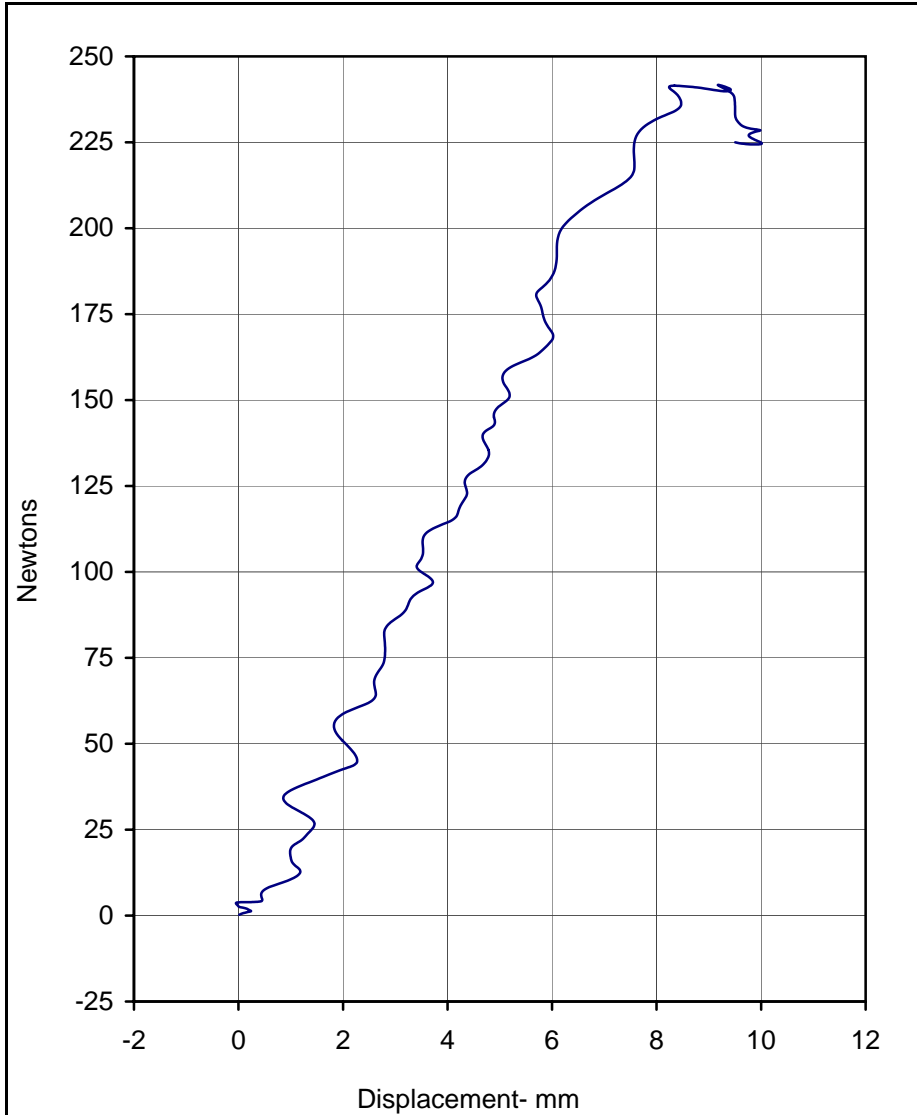
Units	Peak Force	Displacement	Filter (Hz)
Newtons	137.7	20.7	1

Units	Max	Time	Displ. Rate (mm/min.)	Filter (Hz)
MM	22.1	29.4	44.6	1

Test Program: 2010 FMVSS 111 Rearview Mirrors Test No.: 2
 Test Vehicle: 2010 Chevrolet Camaro 2-Dr Coupe No.: CA0106

Load Direction: +45 / 90
 Test Date: 6/10/10





Curve Description	CURNO	Type
Force vs. Displacement	001	FIL

Curve Description	CURNO	Type
Displacement vs. Time	002	FIL

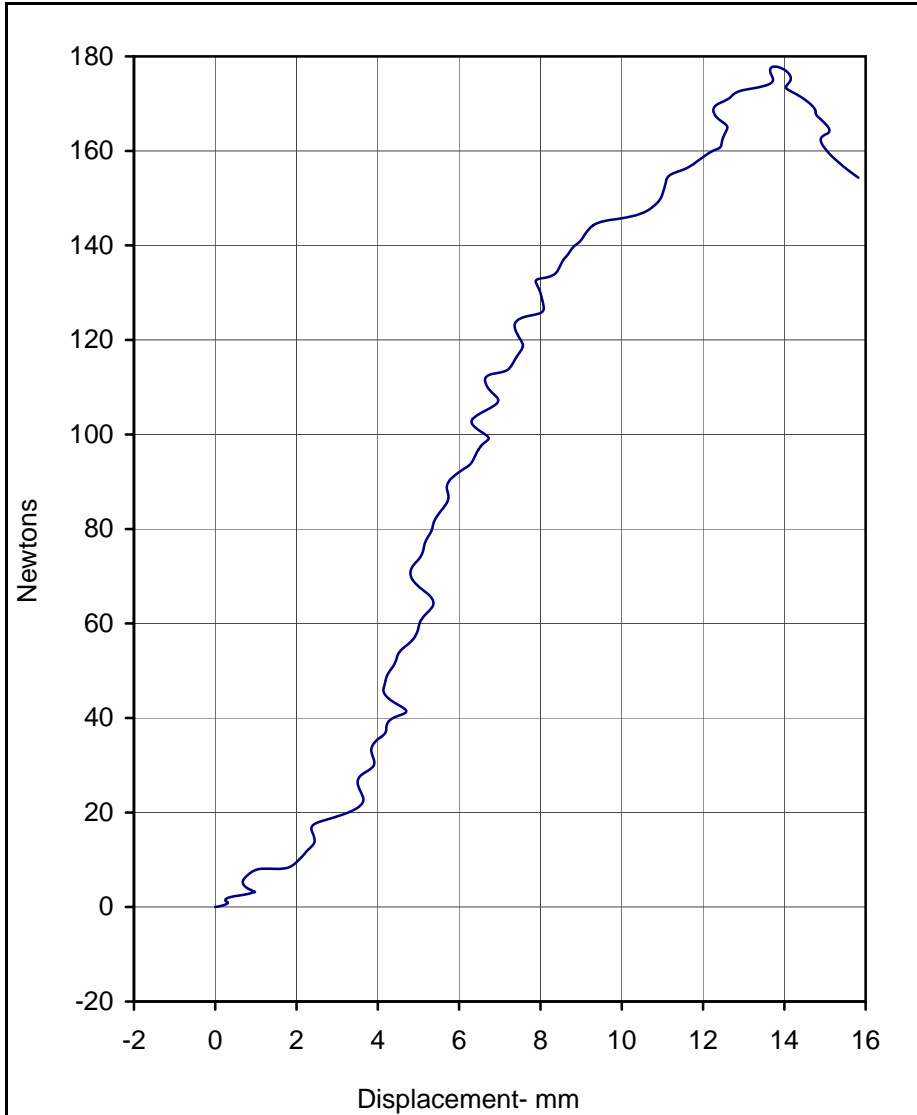
Units	Peak Force	Displacement	Filter (Hz)
Newtons	241.7	9.2	1

Units	Max	Time	Displ. Rate (mm/min.)	Filter (Hz)
MM	10.0	17.5	33.7	1

Test Program: 2010 FMVSS 111 Rearview Mirrors Test No.: 3
 Test Vehicle: 2010 Chevrolet Camaro 2-Dr Coupe No.: CA0106

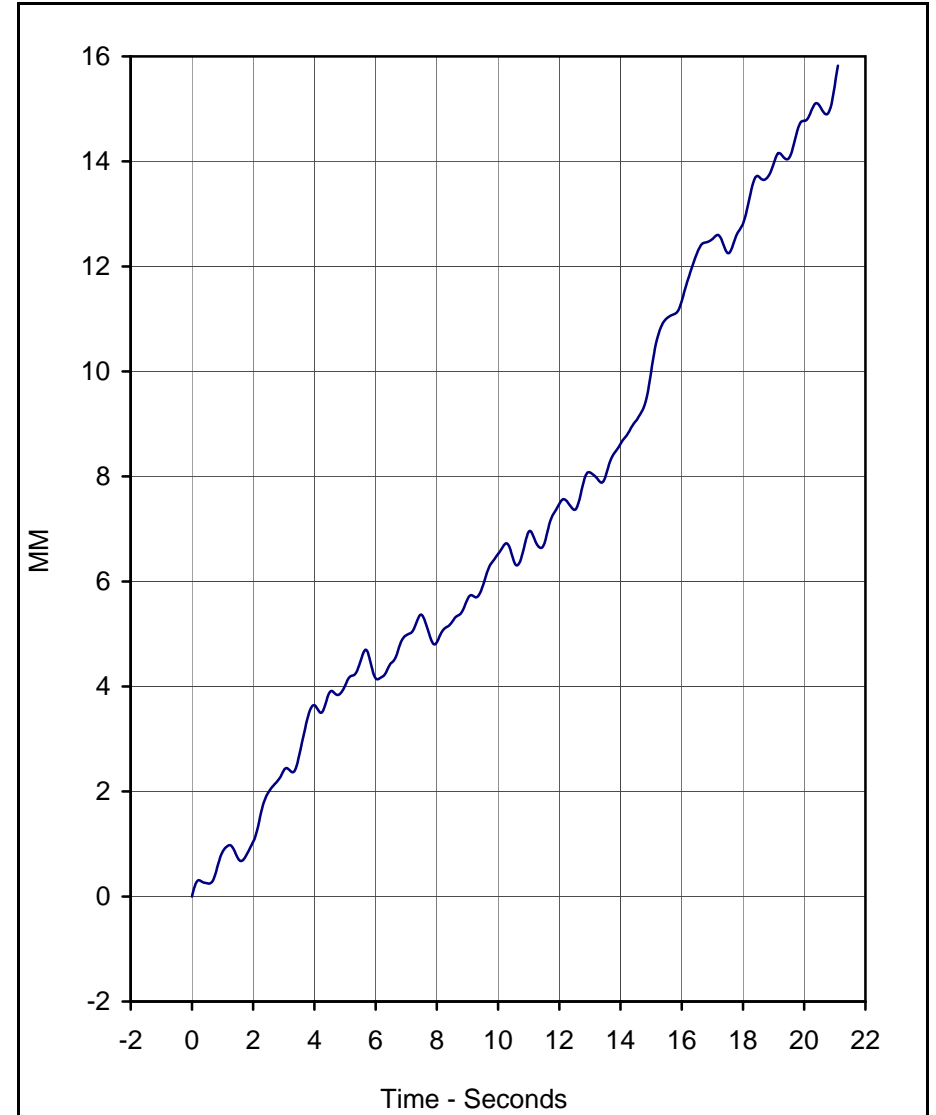
Load Direction: -45 / 90
 Test Date: 8/25/08





Curve Description	CURNO	Type
Force vs. Displacement	001	FIL

Units	Peak Force	Displacement	Filter (Hz)
Newtons	177.8	13.7	1



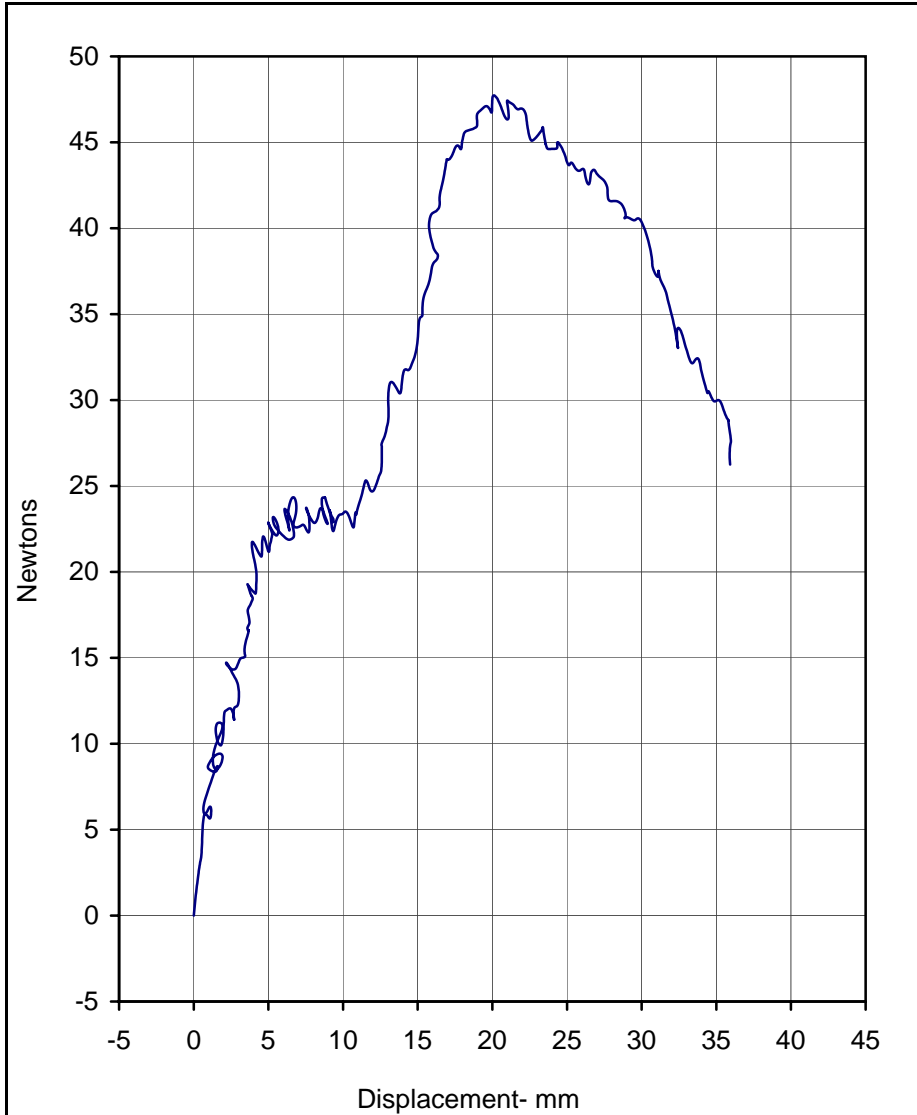
Curve Description	CURNO	Type
Displacement vs. Time	002	FIL

Units	Max	Time	Displ. Rate (mm/min.)	Filter (Hz)
MM	15.8	21.1	44.2	1

Test Program: 2010 FMVSS 111 Rearview Mirrors Test No.: 4
 Test Vehicle: 2010 Chevrolet Camaro 2-Dr Coupe No.: CA0106

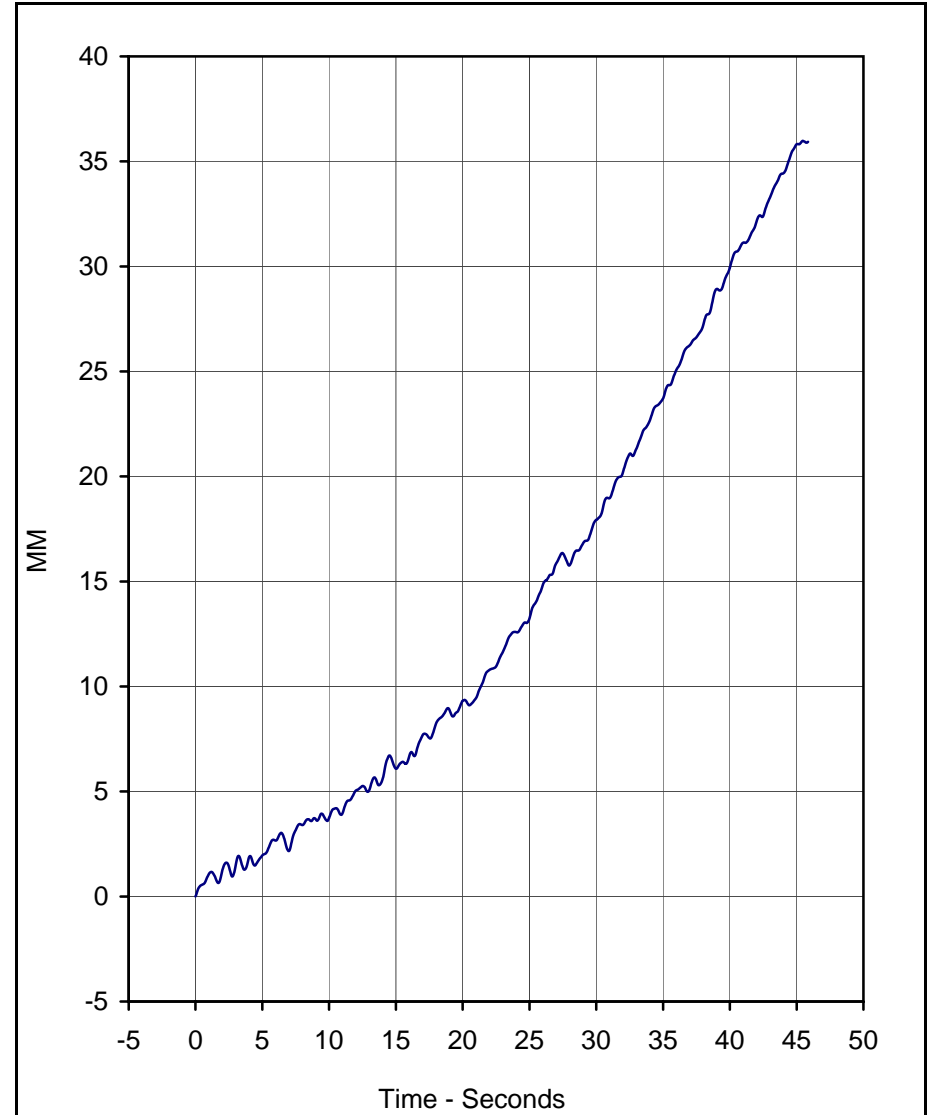
Load Direction: -45 / +45
 Test Date: 6/10/10





Curve Description	CURNO	Type
Force vs. Displacement	001	FIL

Units	Peak Force	Displacement	Filter (Hz)
Newtons	47.7	20.1	1



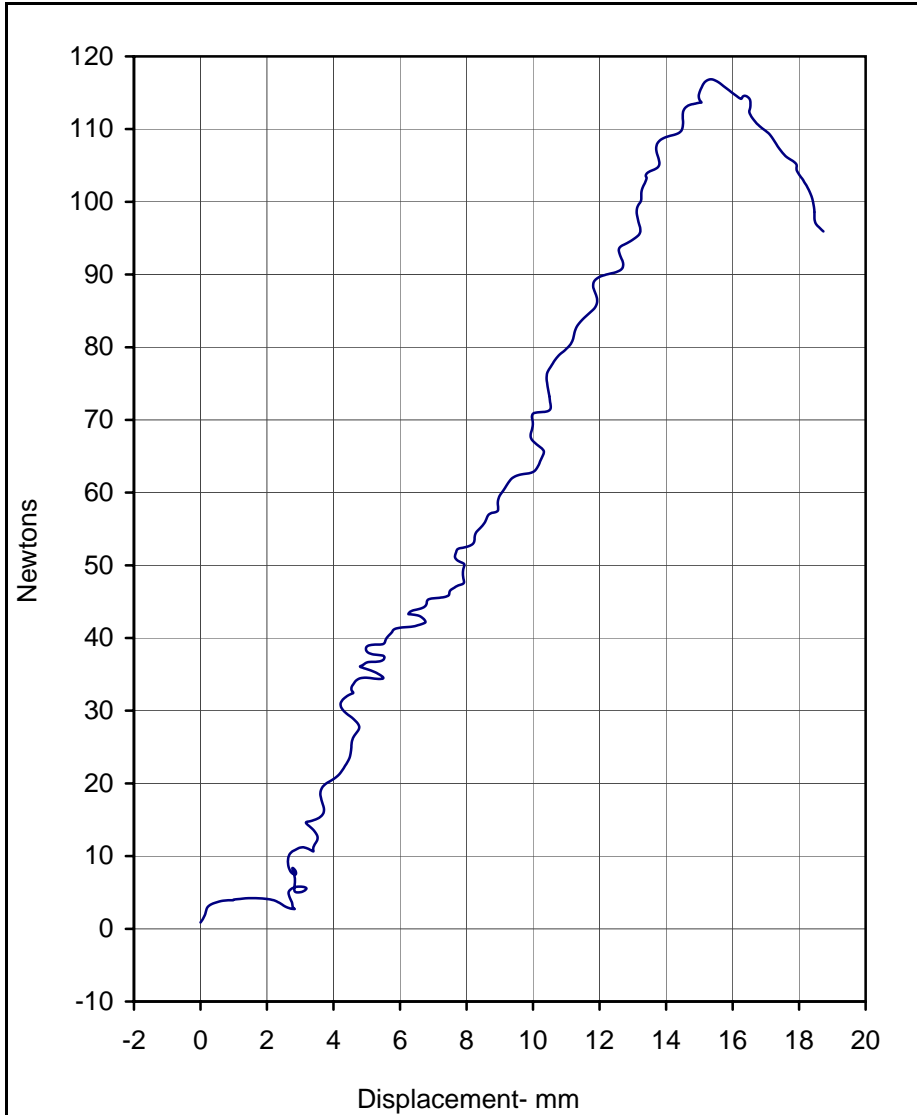
Curve Description	CURNO	Type
Displacement vs. Time	002	FIL

Units	Max	Time	Displ. Rate (mm/min.)	Filter (Hz)
MM	36.0	45.5	46.9	1

Test Program: 2010 FMVSS 111 Rearview Mirrors Test No.: 5
 Test Vehicle: 2010 Chevrolet Camaro 2-Dr Coupe No.: CA0106

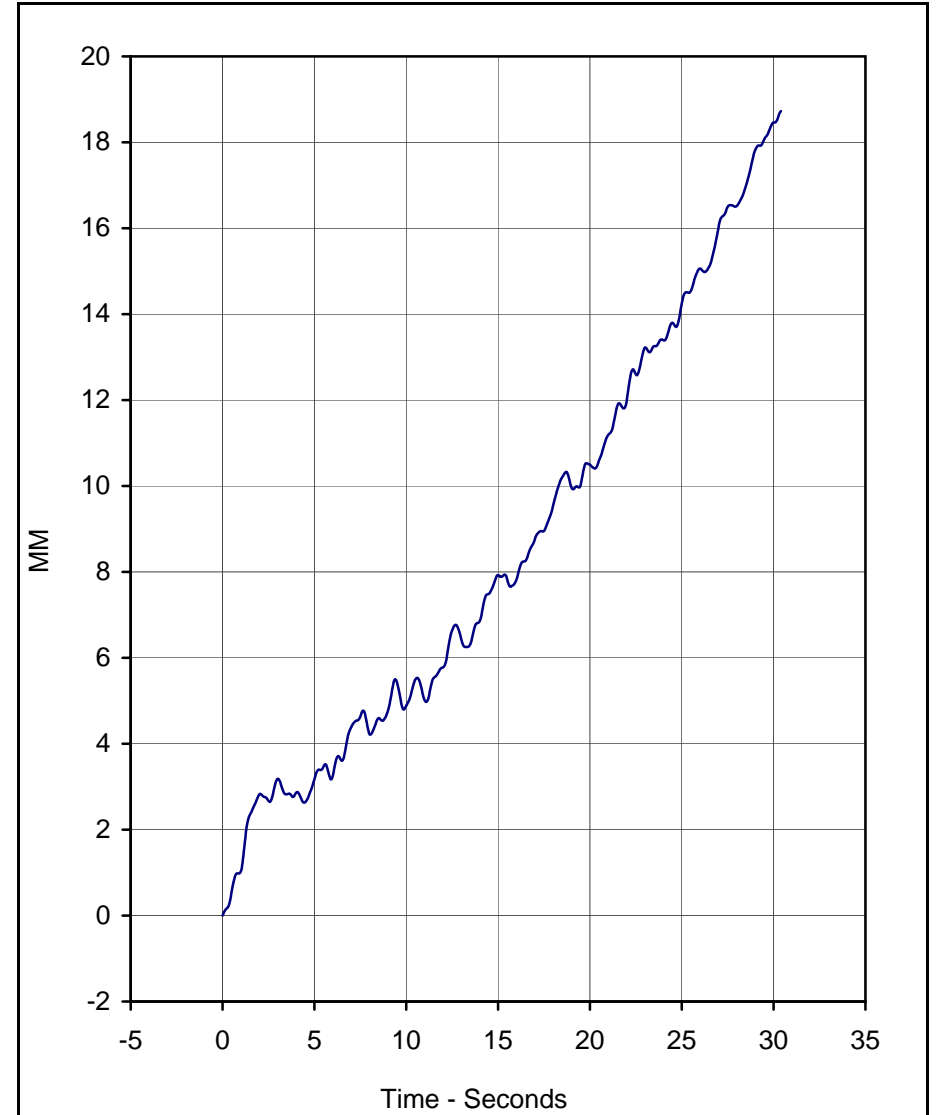
Load Direction: +45 / +45
 Test Date: 6/10/10





Curve Description	CURNO	Type
Force vs. Displacement	001	FIL

Units	Peak Force	Displacement	Filter (Hz)
Newtons	116.8	15.4	1



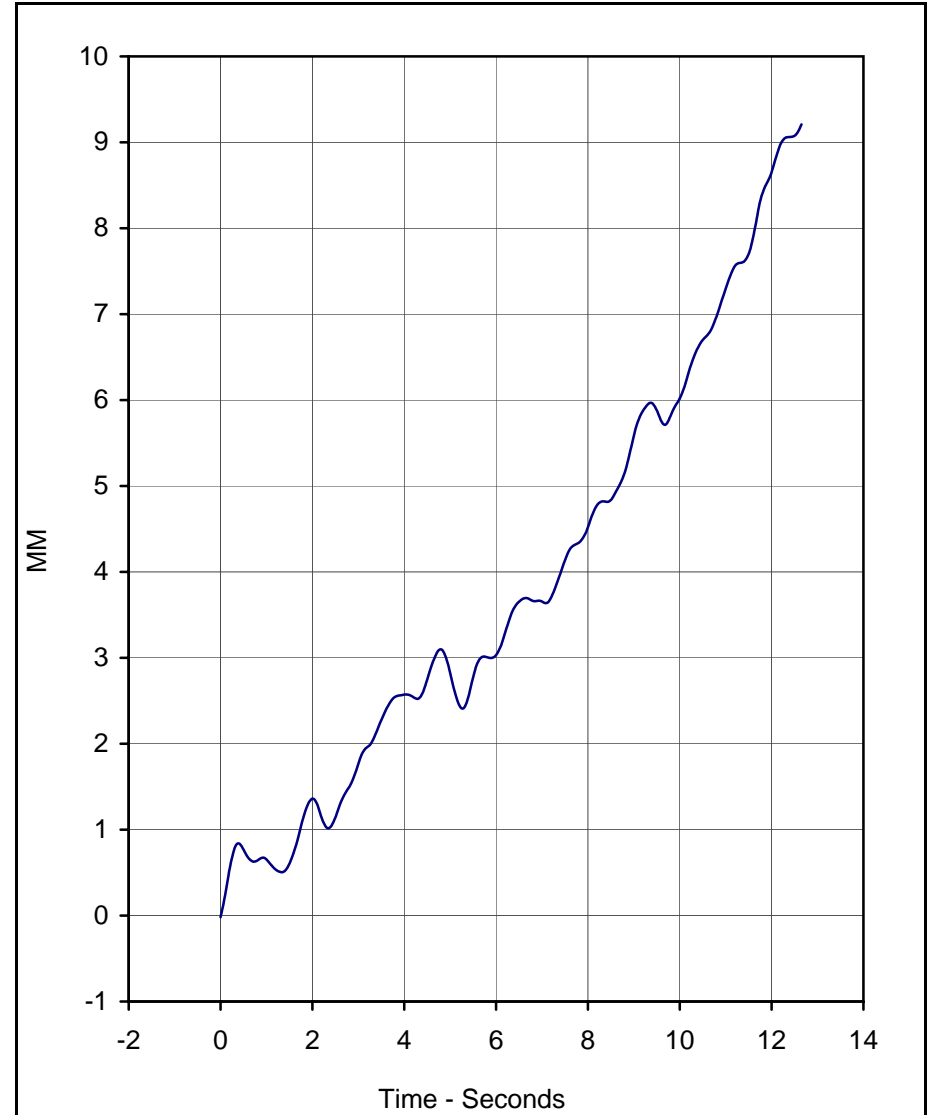
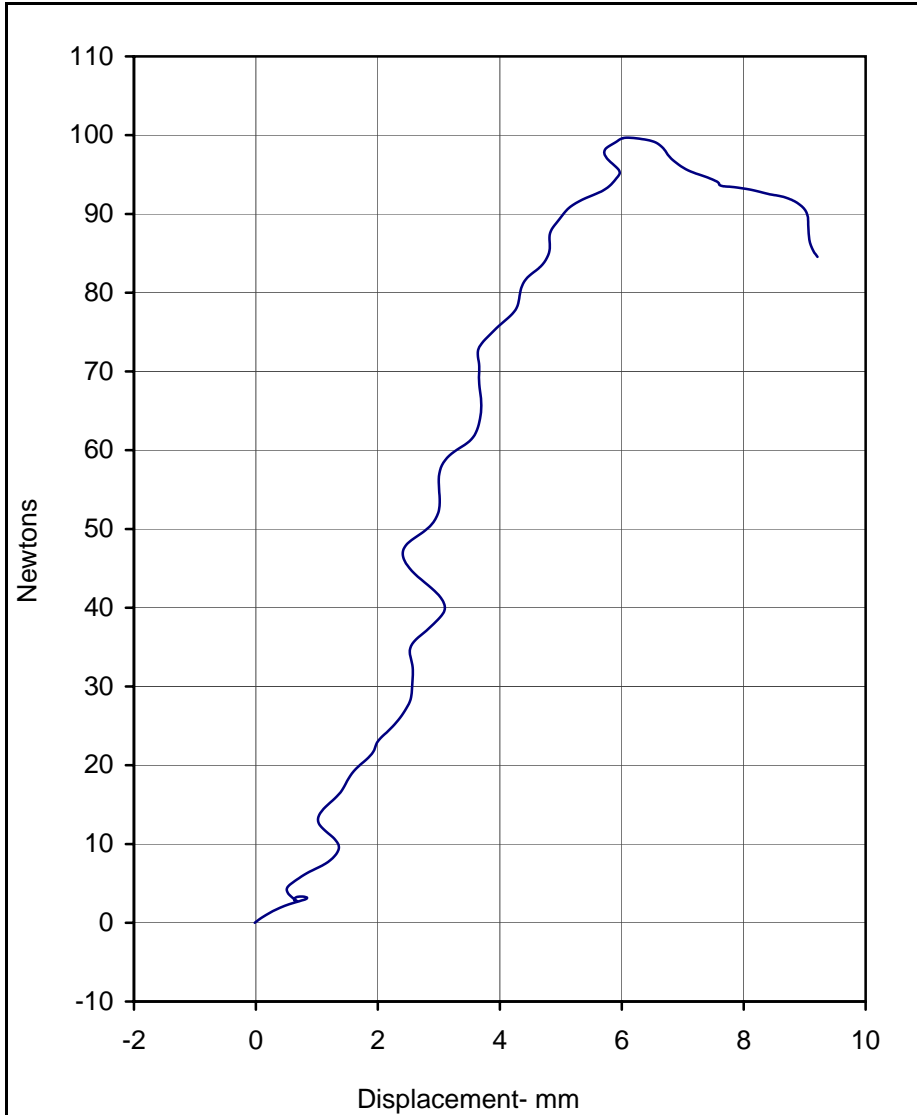
Curve Description	CURNO	Type
Displacement vs. Time	002	FIL

Units	Max	Time	Displ. Rate (mm/min.)	Filter (Hz)
MM	18.7	30.4	36.7	1

Test Program: 2010 FMVSS 111 Rearview Mirrors Test No.: 6
 Test Vehicle: 2010 Chevrolet Camaro 2-Dr Coupe No.: CA0106

Load Direction: +45 / -45
 Test Date: 6/10/10





Curve Description	CURNO	Type
Force vs. Displacement	001	FIL

Curve Description	CURNO	Type
Displacement vs. Time	002	FIL

Units	Peak Force	Displacement	Filter (Hz)
Newtons	99.7	6.1	1

Units	Max	Time	Displ. Rate (mm/min.)	Filter (Hz)
MM	9.2	12.7	41.4	1

Test Program: 2010 FMVSS 111 Rearview Mirrors Test No.: 7
 Test Vehicle: 2010 Chevrolet Camaro 2-Dr Coupe No.: CA0106

Load Direction: -45 / -45
 Test Date: 6/10/10



APPENDIX C

TEST EQUIPMENT LIST AND CALIBRATION INFORMATION

2010 FMVSS 111 Rearview Mirrors
Test Equipment List
6/10/10
2010 Chevrolet Camaro 2-Dr Coupe

Description	Manufacturer	Model No.	Serial No.	Limit	Accuracy	Cal. Date	Due Cal.
Hydraulic Pump	Lincoln	T-3825-C	2460952	8 gpm @ 2700 psi	N/A	N/A	N/A
Computer	Panasonic	CF-71	8IMAA01852	N/A	N/A	N/A	N/A
TDAS	DTS	TDAS	DM0100	N/A	SAE J211	11/25/09	11/25/10
Load Cell	Interface	1500ASK-300	230965A	1334 N	± 1.0%	5/12/10	5/12/11
Displacement Xdcr.	Celesco	PTX101-0030	J0654652	76 CM	± 1.0%	5/10/10	5/10/11



APPENDIX D
EYELIPSE LOCATIONS SUPPLIED BY MANUFACTURER

USG 4146 - December 10, 2009

Attachment 3

2010 Chevrolet Camaro

Form 111

VEHICLE INFORMATION / TEST SPECIFICATIONS

FMVSS No. 111

Vehicle Make/Model/Year: 2010 Chevrolet Camaro Coupe (2-Dr Hardtop) – GMX521

Driver's Eye Reference Points:

Coordinate System:

X = Longitudinal Dimension

Y = Lateral Dimension

Z = Vertical Dimension

Positive Values are as follows:

X = Forward of Reference Point

Y = Outboard of Reference Point (to driver's side)

Z = Above Reference Point

Provide Reference/Body Fiducial Point that dimensions below are measured from. **Point must be easily accessible and usable by test laboratory personnel, i.e. seat track mounting bolt, seat belt anchorage bolt, door latch at B pillar striker.** (Provide sketch of reference point if necessary.)

Driver's Seat Rear Outboard Mounting Bolt (see attached sketch)

COORDINATES	LEFT SIDE MIRROR		INSIDE MIRROR		RIGHT SIDE MIRROR	
	LE1 (left eye)	RE1 (right eye)	LE2	RE2	LE3	RE3
X	-55	-33	-40	-56	-21	-62
Y	-185	-246	-195	-258	-223	-273
Z	855	855	856	856	854	854
Mirror Mfr., Model Part No.	Magna Electric 92247439		Gentex Auto-Dim, no OnStar 13503047		Magna Electric 92247440	

