

# NEW JERSEY STATE POLICE FATAL MOTOR VEHICLE ACCIDENT COMPARATIVE DATA REPORT 1990

James J. Florio  
Governor

Robert J. Del Tufo  
Attorney General

Col. Justin J. Dintino  
Superintendent



132932

U.S. Department of Justice  
National Institute of Justice

This document has been reproduced exactly as received from the person or organization originating it. Points of view or opinions stated in this document are those of the authors and do not necessarily represent the official position or policies of the National Institute of Justice.

Permission to reproduce this copyrighted material has been granted by

New Jersey State Police

to the National Criminal Justice Reference Service (NCJRS).

Further reproduction outside of the NCJRS system requires permission of the copyright owner.



## State of New Jersey

### DEPARTMENT OF LAW AND PUBLIC SAFETY DIVISION OF STATE POLICE

POST OFFICE BOX 7068  
WEST TRENTON, NEW JERSEY 08628-0068  
(609) 882-2000

ROBERT J. DEL TUFO  
Attorney General

COLONEL JUSTIN J. DINTINO  
Superintendent

Dear Reader:


New Jersey is ranked as one of the safest states in the nation. We believe the major factors contributing to this achievement are the continuing alcohol awareness programs, the mobile D.W.I. patrols, the sobriety checkpoints, the safety belt use law, and the 55 M.P.H. speed enforcement programs.

This report constitutes a detailed review of the causes and results of fatal accidents throughout the state during 1990. Hopefully, the continued efforts and cooperation of the public, federal, state, and local agencies will help us maintain our traffic safety record in the years ahead.

It is essential that the law enforcement community be firmly committed to the 55 M.P.H. speed enforcement programs. We are convinced that this will save lives.

On the following pages you will find statistics of the fatal traffic accident records compiled by the Fatal Accident Unit of the Division of State Police for 1990.

Sincerely,

  
Colonel Justin J. Dintino  
Superintendent

## TABLE OF CONTENTS

### STATISTICAL SUMMARY

1990 Quick Facts .....	1
1990 Motor Vehicle Fatal Accidents and Fatalities	
With a Comparison of the 1986 — 1990 Accidents and Fatalities .....	2
A. Accidents and Fatalities by Month of Occurrence .....	2
B. Accident Victim Classification by Month — 1990 .....	3
C. Accidents by County of Occurrence and Roadway Classification .....	4
D. Accident Victim Classification by County — 1990 .....	4
E. Fatalities and Injuries According to Accident Type Classification .....	5
F. Hours of Occurrence .....	6
G. Weather Conditions .....	6
H. Day of Occurrence .....	7
I. Age of Driver Victims .....	7
J. Age of Pedestrian Victims .....	7
K. Sex of Pedestrians .....	8
L. Condition of All Drivers .....	8
M. Victim Alcohol Factor .....	8
1986 — 1990 Comparison .....	9
For 1990 .....	9
N. Alcohol Involvement of Deceased Drivers Related to Manner of Collision ..	10
O. Manner of Collision .....	10
P. Type of Vehicles Involved (Including Parked) .....	11
Q. Character of Road .....	11
R. Road Designation .....	12
S. Age of Drivers .....	12
T. Sex of Drivers .....	12
U. What Drivers Were Doing .....	13
V. What Pedestrians Were Doing .....	13
W. Contributing Circumstances .....	14
 <b>SPECIFIC AREAS OF CONCERN:</b>	
Interstate Highway Fatalities .....	15
Pedalcycle — Moped Accidents .....	17
Motorcycle Accidents .....	18
Tractor-Trailer Accidents .....	19
Restraint Usage .....	20
17-20 Age Group .....	21
Fatal Accidents and Persons Killed for Selected Holiday Periods .....	22
Ten Year Experience .....	23
Fatal Accidents by County, Municipality, Date, Time and Location .....	24

## 1990 QUICK FACTS

- Nationwide preliminary statistics indicate there were 44,529 people killed.
- In New Jersey there were 818 fatal accidents with 888 people killed.
- There was a increase of 3 fatal accidents and a decrease of 4 fatalities.
- Of the fatal accidents, 34.5% were alcohol related..
- Of the drivers, 13.7% were legally intoxicated.
- An average of 2.4 persons were killed everyday.
- There were 55 motorcycles and 1 moped involved in fatal accidents.
- Pedalcyclists accounted for 27 fatal accidents.
- The pedestrian death toll was 201.
- There was a total of 42 hit-and-run fatal accidents involving 68 vehicles. The victims comprise 8 drivers, 9 passengers, 22 pedestrians and 5 pedalcyclists.
- Of the 1,249 drivers listed, 64 New Jersey drivers and 7 out-of-state drivers were suspended. There were 34 drivers without valid licenses.
- There are 34,246 miles of open public roads in the state of New Jersey, indicating one death for every 38.6 miles.
- Straight roads were involved in 54.3% of all fatal accidents.
- Of all fatal accidents, 80.6% occurred during clear weather conditions.
- Of the drivers involved in fatal accidents, 71.6% were males.
- Of the vehicles involved in fatal accidents, 69.3% involved passenger cars and 23.8% involved trucks.

## SUBJECT

### Statistical Summary of 1990 Motor Vehicle Fatal Accidents and Fatalities With a Comparison of the 1986 — 1990 Accidents and Fatalities

<b>Statistics</b>	<b>1986</b>	<b>1987</b>	<b>1988</b>	<b>1989</b>	<b>1990</b>
Fatal Accidents	946	929	966	815	818
Fatalities	1039	1023	1051	892	888

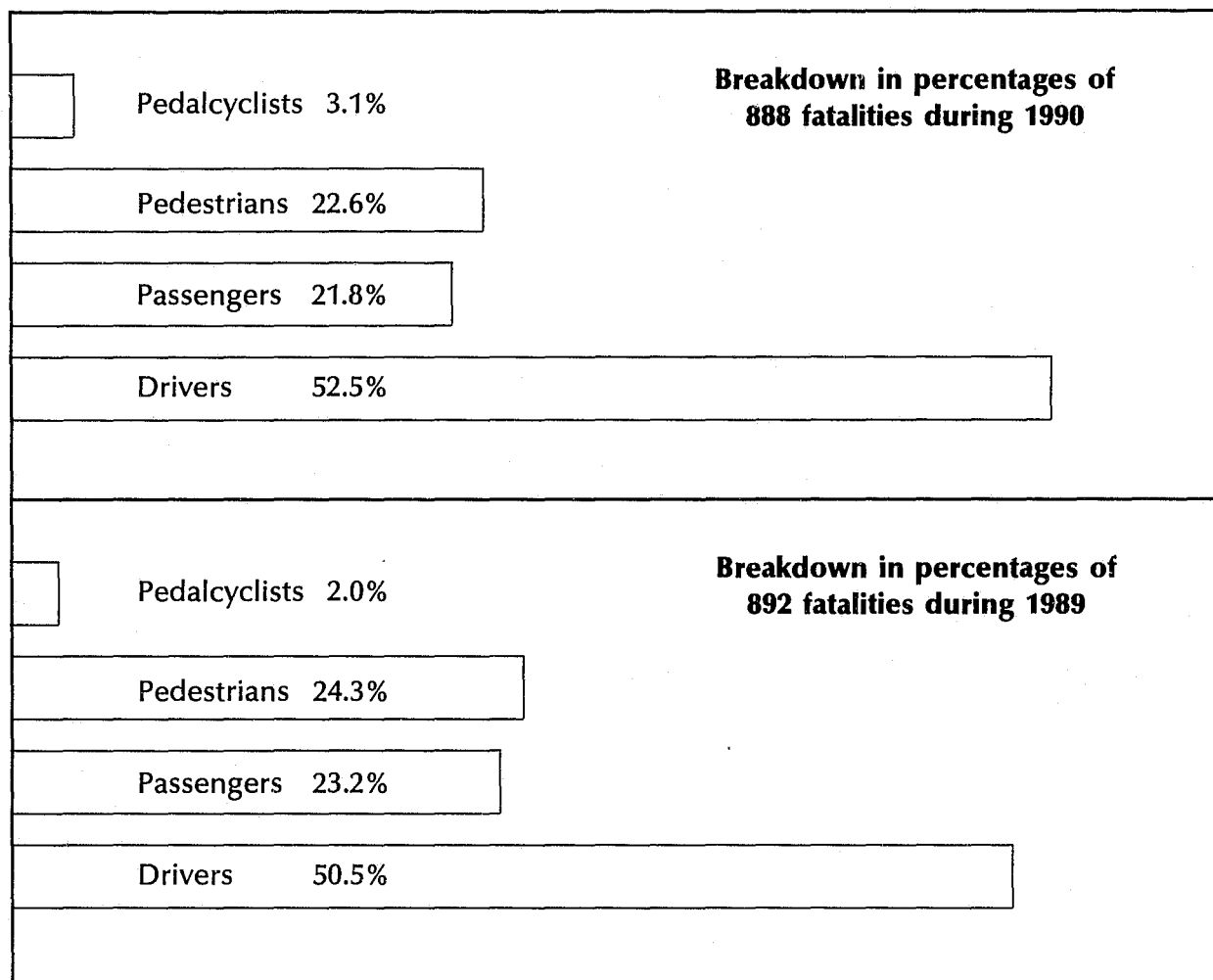
### THE FOLLOWING FACTORS HAVE BEEN NOTED

#### A. ACCIDENTS AND FATALITIES BY MONTH OF OCCURRENCE

<b>Month</b>	<b>Fatal Accidents</b>					<b>Fatalities</b>				
	<b>1986</b>	<b>1987</b>	<b>1988</b>	<b>1989</b>	<b>1990</b>	<b>1986</b>	<b>1987</b>	<b>1988</b>	<b>1989</b>	<b>1990</b>
January	73	65	75	69	59	81	70	80	73	65
February	50	44	83	69	64	55	49	88	73	68
March	78	67	73	70	60	82	74	77	77	63
April	67	64	53	61	81	73	70	56	68	86
May	88	84	85	56	73	98	94	94	59	80
June	80	87	75	74	62	90	93	81	86	72
July	97	74	88	59	78	117	81	96	62	82
August	97	89	85	74	67	108	104	95	79	72
September	74	78	74	67	62	81	84	87	73	65
October	88	85	105	72	73	90	90	110	78	79
November	83	98	83	72	70	85	110	92	81	75
December	71	94	87	72	69	79	104	95	83	81
<b>Total</b>	<b>946</b>	<b>929</b>	<b>966</b>	<b>815</b>	<b>818</b>	<b>1039</b>	<b>1023</b>	<b>1051</b>	<b>892</b>	<b>888</b>

## B. VICTIM CLASSIFICATION BY MONTH — 1990

Month	Driver	Passenger	Pedestrian	Pedalcyclist	Totals
January	36	17	11	1	65
February	33	13	20	2	68
March	38	8	14	3	63
April	47	19	16	4	86
May	39	18	19	4	80
June	43	17	9	3	72
July	44	18	17	3	82
August	39	16	15	2	72
September	28	14	20	3	65
October	45	14	19	1	79
November	36	17	21	1	75
December	38	23	20	0	81
<b>Total</b>	<b>466</b>	<b>194</b>	<b>201</b>	<b>27</b>	<b>888</b>



**C. ACCIDENTS BY COUNTY OF OCCURRENCE  
AND ROADWAY CLASSIFICATION**

County	State/Fed.	County	Municipal	Toll Rds.	Totals
Atlantic	23	11	5	9	48
Bergen	31	19	13	3	66
Burlington	21	27	8	4	60
Camden	28	21	5	4	58
Cape May	5	5	2	2	14
Cumberland	10	19	6	0	35
Essex	14	27	34	6	81
Gloucester	17	17	3	5	42
Hudson	8	8	13	0	29
Hunterdon	10	6	0	0	16
Mercer	9	10	4	1	24
Middlesex	27	18	10	5	60
Monmouth	14	19	12	8	53
Morris	15	11	8	0	34
Ocean	22	25	3	3	53
Passaic	12	16	8	0	36
Salem	9	7	1	1	18
Somerset	11	5	3	0	19
Sussex	6	4	3	0	13
Union	21	6	13	8	48
Warren	3	5	3	0	11
<b>Total</b>	<b>316</b>	<b>286</b>	<b>157</b>	<b>59</b>	<b>818</b>

**D. ACCIDENT VICTIM CLASSIFICATION BY COUNTY**

**Victim Classification**

County	Accidents	Killed	Driver	Passenger	Pedestrian	Pedalcyclist
Atlantic	48	53	29	12	12	0
Bergen	66	68	40	10	18	0
Burlington	60	68	39	12	13	4
Camden	58	63	23	17	19	4
Cape May	14	17	12	5	0	0
Cumberland	35	37	22	9	6	0
Essex	81	88	44	20	23	1
Gloucester	42	50	28	13	5	4
Hudson	29	30	9	7	13	1
Hunterdon	16	17	13	4	0	0
Mercer	24	25	12	6	6	1
Middlesex	60	66	31	15	17	3
Monmouth	53	57	28	12	13	4
Morris	34	37	23	6	7	1
Ocean	53	53	29	13	9	2
Passaic	36	37	18	6	12	1
Salem	18	24	14	8	2	0
Somerset	19	20	15	3	2	0
Sussex	13	15	7	5	3	0
Union	48	52	24	9	18	1
Warren	11	11	6	2	3	0
<b>Total</b>	<b>818</b>	<b>888</b>	<b>466</b>	<b>194</b>	<b>201</b>	<b>27</b>

## E. FATALITIES AND INJURIES ACCORDING TO ACCIDENT TYPE CLASSIFICATION

Type	Total Accidents					Total Killed					Total Injured				
	1986	1987	1988	1989	1990	1986	1987	1988	1989	1990	1986	1987	1988	1989	1990
Pedestrian	268	206	237	217	201	278	215	239	217	201	82	49	34	58	45
Other Motor Vehicle	317	368	362	307	324	365	419	422	356	371	536	701	638	582	605
Railroad Train	1	1	3	3	3	1	1	4	5	3	0	0	0	13	2
Parked Vehicle	25	17	36	23	15	26	19	40	29	16	34	9	29	19	13
Pedalcycle	34	32	19	18	27	35	32	19	18	27	4	0	4	7	7
Animal	1	1	0	1	2	1	1	0	1	2	0	0	0	0	0
Fixed/Other Object	192	200	218	219	225	213	223	233	238	242	162	168	164	182	165
Non-Collision	106	102	89	26	20	118	110	92	27	21	58	70	68	51	15
Other Type Vehicle	2	2	2	1	1	2	3	2	1	5	2	0	0	0	0
<b>Total</b>	<b>946</b>	<b>929</b>	<b>966</b>	<b>815</b>	<b>818</b>	<b>1039</b>	<b>1023</b>	<b>1051</b>	<b>892</b>	<b>888</b>	<b>878</b>	<b>997</b>	<b>937</b>	<b>912</b>	<b>852</b>

In 1990, there were 818 fatal accidents in which 888 persons were killed and 852 persons injured.



## F. HOURS OF OCCURRENCE

Time of Occurrence	Fatal Accidents				
	1986	1987	1988	1989	1990
12:00 to 12:59 a.m.	51	41	42	34	38
1:00 to 1:59 a.m.	44	37	55	42	28
2:00 to 2:59 a.m.	43	37	47	33	36
3:00 to 3:59 a.m.	29	40	35	30	16
4:00 to 4:59 a.m.	16	21	21	16	20
5:00 to 5:59 a.m.	15	12	24	15	17
6:00 to 6:59 a.m.	32	34	46	24	36
7:00 to 7:59 a.m.	28	29	29	24	28
8:00 to 8:59 a.m.	34	26	28	22	24
9:00 to 9:59 a.m.	20	26	19	30	24
10:00 to 10:59 a.m.	29	26	30	22	22
11:00 to 11:59 a.m.	19	28	37	39	30
12:00 to 12:59 p.m.	29	44	38	33	32
1:00 to 1:59 p.m.	35	39	35	42	29
2:00 to 2:59 p.m.	36	40	46	33	45
3:00 to 3:59 p.m.	51	59	61	41	55
4:00 to 4:59 p.m.	54	55	41	47	37
5:00 to 5:59 p.m.	51	42	48	43	36
6:00 to 6:59 p.m.	63	36	47	40	55
7:00 to 7:59 p.m.	59	47	35	34	34
8:00 to 8:59 p.m.	49	60	38	40	52
9:00 to 9:59 p.m.	46	50	62	52	31
10:00 to 10:59 p.m.	58	45	44	38	54
11:00 to 11:59 p.m.	54	55	58	41	37
Unknown	1	0	0	0	2
<b>Total</b>	<b>946</b>	<b>929</b>	<b>966</b>	<b>815</b>	<b>818</b>

## G. WEATHER CONDITIONS

Conditions	Fatal Accidents				
	1986	1987	1988	1989	1990
Clear	782	799	813	662	659
Cloudy	6	3	3	5	3
Raining	129	105	116	127	133
Snowing	12	10	10	14	10
Fog	10	11	22	6	11
Other	7	1	2	1	2
<b>Total</b>	<b>946</b>	<b>929</b>	<b>966</b>	<b>815</b>	<b>818</b>

## H. DAY OF OCCURRENCE

Day of Occurrence	1986	1987	1988	1989	1990
Sunday	151	148	122	116	110
Monday	114	119	108	94	113
Tuesday	118	99	108	127	106
Wednesday	119	127	112	96	114
Thursday	116	125	150	121	95
Friday	137	145	186	131	139
Saturday	190	166	180	130	140
Unknown	1	0	0	0	1
<b>Total</b>	<b>946</b>	<b>929</b>	<b>966</b>	<b>815</b>	<b>818</b>

## I. AGE OF DRIVER VICTIMS

Age of Driver	Number Killed		
	1988	1989	1990
16 and Under	6	2	5
Age 17	23	10	18
18 to 20	62	44	45
21 to 24	77	54	60
25 to 29	69	55	56
30 to 39	85	88	82
40 to 49	57	49	46
50 to 64	75	81	68
65 and Older	76	67	86
Unknown	0	0	0
<b>Total</b>	<b>530</b>	<b>450</b>	<b>466</b>

## J. AGE OF PEDESTRIAN VICTIMS

Age of Pedestrian	Number Killed				
	1986	1987	1988	1989	1990
Age 0 to 4	9	8	4	6	5
5 to 9	17	5	15	8	6
10 to 14	14	12	4	10	10
15 to 19	21	13	15	12	10
20 to 24	23	18	30	13	19
25 to 44	76	63	64	63	58
45 to 64	49	38	41	44	31
65 to 74	28	26	22	23	25
75 and Older	41	30	44	36	36
Unknown	0	2	0	2	1
<b>Total</b>	<b>278</b>	<b>215</b>	<b>239</b>	<b>217</b>	<b>201</b>

## K. SEX OF PEDESTRIANS

Sex	1986	1987	1988	1989	1990
Male	199	152	154	147	142
Female	79	63	85	70	59
<b>Total</b>	<b>278</b>	<b>215</b>	<b>239</b>	<b>217</b>	<b>201</b>

## L. CONDITION OF ALL DRIVERS

Condition	Drivers
Had Been Drinking	66
Drunk	194
Defective Eyesight	0
Under Influence of Drugs/Positive Drugs	3
Other Bodily Defects	0
Ill or Fatigued	11
Apparently Asleep or Sleepy	22
Other Handicaps	1
Apparently Normal	840
Unknown	112
<b>Total</b>	<b>1249</b>

## M. ALCOHOL FACTOR

There were 888 fatalities during 1990. Of this total, 734 were tested for alcohol and 154 were not tested. Of the fatalities, 466 were drivers, 194 were passengers, 201 were pedestrians, and 27 were pedalcyclists. Of the 734 tested, 270 were positive for alcohol in varying degrees and 464 were negative. This indicates 36.8% of the fatalities tested were positive for alcohol and 63.2% were negative.

There were 168 drunken driving related fatal accidents (.10% and over) with 194 people killed.

The attached chart is a breakdown of victims and the percentage of alcohol in each classification. An analysis of the chart by victim classification indicates the following:

### 1. Drivers:

#### Killed:

There was a total of 466 drivers killed of which 403 were tested. Of those tested, 149 were positive and 254 were negative for a 37.0% alcohol factor. Of the 149 imbibing drivers, 112 or 75.2% had an alcohol level of .10% or higher.

#### Surviving:

There was a total of 783 surviving drivers of which 244 were tested. Of those tested, 98 were positive and 146 were negative for a 40.2% alcohol factor. Of the 98 imbibing drivers, 59 or 60.2% had an alcohol level of .10% or higher.

### 2. Passengers:

There was a total of 194 passengers killed of which 140 were tested. Of those tested, 58 were positive and 82 were negative for a 41.4% alcohol factor.

### 3. Pedestrians:

There was a total of 201 pedestrians killed of which 170 were tested. Of those tested, 61 were positive and 109 were negative for a 35.9% alcohol factor.

### 4. Pedalcyclists:

There was a total of 27 pedalcyclists killed of which 21 were tested. Of those tested, 2 were positive and 19 were negative for a 9.5% alcohol factor.

## VICTIM ALCOHOL FACTOR 1986-1990 COMPARISON

	.01% — .04%					.05% — .09%					.10% — .14%					.15% & Over				
	86	87	88	89	90	86	87	88	89	90	86	87	88	89	90	86	87	88	89	90
Drivers	24	17	19	18	17	45	31	25	14	18	53	48	45	41	25	83	104	111	76	87
Passengers	12	9	11	5	11	15	15	9	13	6	10	13	14	12	15	17	12	23	23	25
Pedestrians	7	5	10	8	7	10	6	7	6	9	16	9	12	13	9	48	39	44	40	36
Pedalcyclists	1	0	0	0	0	0	0	0	3	0	0	0	0	2	0	3	1	0	0	
<b>Total</b>	<b>44</b>	<b>31</b>	<b>40</b>	<b>31</b>	<b>35</b>	<b>70</b>	<b>52</b>	<b>41</b>	<b>36</b>	<b>33</b>	<b>79</b>	<b>70</b>	<b>71</b>	<b>66</b>	<b>51</b>	<b>148</b>	<b>158</b>	<b>179</b>	<b>139</b>	<b>148</b>
	<b>Had Been Drinking</b>					<b>Negative</b>					<b>No Test</b>					<b>Total</b>				
	<b>86</b>	<b>87</b>	<b>88</b>	<b>89</b>	<b>90</b>	<b>86</b>	<b>87</b>	<b>88</b>	<b>89</b>	<b>90</b>	<b>86</b>	<b>87</b>	<b>88</b>	<b>89</b>	<b>90</b>	<b>86</b>	<b>87</b>	<b>88</b>	<b>89</b>	<b>90</b>
Drivers	0	1	2	2	2	248	272	256	240	254	61	63	72	59	63	514 <sup>6</sup>	536 <sup>6</sup>	530 <sup>3</sup>	450 <sup>3</sup>	466 <sup>3</sup>
Passengers	2	0	0	0	1	82	114	114	100	82	74	77	92	54	54	212	240	263	207 <sup>1</sup>	194 <sup>1</sup>
Pedestrians	0	0	0	0	0	141	108	118	101	109	56	48	48	49	31	278 <sup>2</sup>	215	239	217 <sup>1</sup>	201 <sup>2</sup>
Pedalcyclists	0	0	0	0	0	20	14	11	8	19	14	15	7	7	6	35	32	19	18	27
<b>Total</b>	<b>2</b>	<b>1</b>	<b>2</b>	<b>2</b>	<b>3</b>	<b>491</b>	<b>508</b>	<b>499</b>	<b>449</b>	<b>464</b>	<b>205</b>	<b>203</b>	<b>219</b>	<b>169</b>	<b>154</b>	<b>1039<sup>4</sup></b>	<b>1023<sup>6</sup></b>	<b>1051<sup>3</sup></b>	<b>892<sup>5</sup></b>	<b>888<sup>6</sup></b>

## VICTIM ALCOHOL FACTORS FOR THE YEAR - 1990

	.01% - .04%	.05% - .09%	.10% - .14%	.15% - Over	Had Been Drinking	Negative	No Test	Total
Drivers	17	18	25	87	2	254	63	466 <sup>3</sup>
Passengers	11	6	15	25	1	82	54	194 <sup>1</sup>
Pedestrians	7	9	9	36	0	109	31	201 <sup>2</sup>
Pedalcyclists	0	0	2	0	0	19	6	27
<b>Total</b>	<b>35</b>	<b>33</b>	<b>51</b>	<b>148</b>	<b>3</b>	<b>464</b>	<b>154</b>	<b>888<sup>6</sup></b>

**Legend:**

**Had Been Drinking:** Includes those delayed deaths where an odor of alcohol was detected. Includes admittance of victim (in delayed death) or statements of witnesses. Includes lab reports which show a trace and not a percentage, or reading below 0.01%.

**Negative:** Tested and found to be negative.

**No Test:** Because of delayed death, age factor, contamination of samples, and the failure on the part of some investigative agencies and medical examiners to cause test to be performed on victims.

**Note:** Superior number indicates number of victims tested positive for drugs.

**N. ALCOHOL INVOLVEMENT OF DECEASED DRIVERS  
RELATED TO MANNER OF COLLISION**

<b>Manner of Collision</b>	<b>Had Been Drinking</b>	<b>Under the Influence</b>	<b>Positive Drugs</b>
Angle	11	13	0
Same Direction - Rear End	1	7	0
Same Direction - Other	0	0	0
Opposite Direction - Head-On	2	14	1
Opposite Direction - Left Turn	0	1	0
Fixed Object	19	68	2
Pedestrian	0	0	0
Railroad Train	1	0	0
Pedalcycle	0	0	0
Struck Parked Vehicle	2	1	0
Ran Off Roadway	1	3	0
Overtuned In Roadway	0	4	0
Other Object	0	0	0
Sideswipe	0	1	0
Fell From Vehicle	0	0	0
Fell in Vehicle	0	0	0
<b>Total</b>	<b>37</b>	<b>112</b>	<b>3</b>

**O. MANNER OF COLLISION**

<b>Manner of Collision</b>	<b>1986</b>	<b>1987</b>	<b>1988</b>	<b>1989</b>	<b>1990</b>
<b>All Accidents</b>					
Angle	130	151	170	128	154
Same Direction - Rear End	51	40	43	48	36
Same Direction - Other	9	14	11	13	11
Opposite Direction - Head-On	108	145	107	96	95
Opposite Direction - Left Turn	18	21	30	17	22
Fixed Object	187	199	219	223	224
Pedestrian	260	198	225	217	201
Other *	85	70	77	51	60
Ran Off Road	95	88	78	13	9
Sideswipe	3	3	6	9	6
<b>Total</b>	<b>946</b>	<b>929</b>	<b>966</b>	<b>815</b>	<b>818</b>

\* Other categories include Railroad Train, Parked Vehicle, Animal, Other Object, Fell from Vehicle, Pedalcycle Involvement, Overtuned Vehicle and Fell in Vehicle.

**P. TYPE OF VEHICLES INVOLVED  
(INCLUDING PARKED)**

Type	Fatal Accidents				
	1986	1987	1988	1989	1990
Passenger Car/Station Wagon	1046	1043	1050	875	906
Truck and Full Trailer	20	14	0	1	0
Tractor and Semi-trailer	66	55	89	73	56
Bus	17	21	12	23	11
Truck	215	255	273	277	255
School Bus	2	8	4	1	7
Motorcycle	67	52	51	29	55
Passenger Vehicle and Trailer	1	1	0	0	0
Taxi-Livery	2	2	2	2	2
Emergency Vehicle	2	3	3	0	3
Type Unknown	21	12	12	7	8
Tractors, Farm, Road, Other	1	1	0	1	0
Moped	2	1	2	1	1
Snowmobile	0	0	0	0	0
Train	1	1	3	3	3
House Trailer	0	3	1	1	0
Pedalcycle	34	32	18	18	27
<b>Total</b>	<b>1506</b>	<b>1517</b>	<b>1535</b>	<b>1319</b>	<b>1334</b>

**Q. CHARACTER OF ROAD**

Road Character	Fatal Accidents				
	1986	1987	1988	1989	1990
Straight Road	565	519	570	469	444
Sharp Curve or Turn	29	22	12	4	5
Other Curves	160	193	180	159	132
Circle	2	3	2	1	3
Intersection	188	191	199	179	231
Railroad Crossing	2	1	3	3	3
<b>Total</b>	<b>946</b>	<b>929</b>	<b>966</b>	<b>815</b>	<b>818</b>

## R. ROAD DESIGNATION

Road Designation	Fatal Accidents				
	1986	1987	1988	1989	1990
State	195	167	198	141	157
County	288	329	306	287	286
Township	130	84	74	17	25
U.S.	136	153	135	125	120
Ramp on State	0	0	1	0	0
Borough or City	93	94	123	147	132
State Park	0	0	0	0	0
Garden State Parkway	30	31	39	21	27
Federal (Interstate)	44	41	55	38	39
New Jersey Turnpike	24	18	30	34	22
Atlantic City Expressway	6	12	5	5	10
Institution	0	0	0	0	0
<b>Total</b>	<b>946</b>	<b>929</b>	<b>966</b>	<b>815</b>	<b>818</b>

**Note:** Sections of the Interstate Highway System run concurrent with other highways.

## S. AGE OF DRIVERS

Age of Driver	Fatal Accidents				
	1986	1987	1988	1989	1990
16 and Under	14	15	11	8	11
Age 17	55	59	70	35	38
18 to 20	172	175	161	130	124
21 to 24	200	192	201	177	148
25 to 29	194	206	218	168	173
30 to 39	318	280	288	245	261
40 to 49	141	175	168	173	169
50 to 64	171	181	161	159	158
65 and Over	105	117	145	121	147
Unknown *	104	82	88	85	78
<b>Total</b>	<b>1474</b>	<b>1482</b>	<b>1511</b>	<b>1301</b>	<b>1307</b>

\* Unknown, includes Hit-and-Run and Parked Vehicle Accidents where driver information is not included.

## T. SEX OF DRIVERS

Sex of Drivers	Fatal Accidents				
	1986	1987	1988	1989	1990
Male	1040	1090	1080	933	936
Female	329	312	344	283	294
Unknown *	105	80	87	85	77
<b>Total</b>	<b>1474</b>	<b>1482</b>	<b>1511</b>	<b>1301</b>	<b>1307</b>

\* Unknown, includes Hit-and-Run and Parked Vehicle Accidents where driver information is not included.

## U. WHAT DRIVERS WERE DOING

What Drivers Were Doing	Fatal Accidents				
	1986	1987	1988	1989	1990
Making Right Turn	12	10	7	7	8
Making Left Turn	56	55	71	59	61
Making 'U' Turn	5	5	3	6	3
Going Straight Ahead	992	993	982	812	837
Slowing Down, Stopping	12	15	11	17	9
Overtaking (Passing On Right)	9	3	4	3	7
Forward From Parking Space	0	0	0	0	0
Backward From Parking Space	2	0	1	0	0
Other Backing	8	5	4	2	4
Stopped in Traffic Lane	30	25	30	38	28
Starting From a Traffic Lane	11	13	15	3	12
Starting From a Parked Position	3	3	0	4	2
Parked	76	65	62	60	58
Skidding	8	10	46	18	9
Passing on Left	24	21	26	11	19
Avoiding Vehicle, Object, Pedestrian	21	15	19	16	23
Emerging From Alley or Driveway	1	5	10	4	5
Unknown	31	25	33	64	82
Crossing Highway Through Island	3	0	1	0	0
Being Towed or Pushed	0	0	0	0	1
Pushing or Towing Vehicle	0	1	0	0	0
Stalled on Railroad Tracks	0	0	0	0	0
Rounding Curve or Circle	154	198	163	155	124
Entering Highway	3	5	7	7	2
Changing Lanes	13	10	13	12	11
Other	0	0	3	3	2
<b>Total</b>	<b>1474</b>	<b>1482</b>	<b>1511</b>	<b>1301</b>	<b>1307</b>

## V. WHAT PEDESTRIANS WERE DOING

What Pedestrians Were Doing	Fatal Accidents				
	1986	1987	1988	1989	1990
Standing in Roadway	25	16	12	13	15
Walking With Traffic	33	26	30	22	13
Crossing Roadway	179	134	142	131	126
Walking on Sidewalk	7	5	5	10	3
Standing on Shoulder	5	6	9	12	7
Other	29	28	41	29	37
<b>Total</b>	<b>278</b>	<b>215</b>	<b>239</b>	<b>217</b>	<b>201</b>



## W. CONTRIBUTING CIRCUMSTANCES

Contributing Circumstances	Fatal Accidents				
	1986	1987	1988	1989	1990
Exceeding Lawful Speed	41	50	45	32	39
Too Fast for Conditions	45	44	27	36	28
Following Too Closely	6	2	1	1	4
On Wrong Side of Road	16	19	25	21	34
Did Not Have Right-of-Way	19	18	24	26	18
Driver Fell Asleep	18	23	18	8	12
Failure to Signal	1	0	0	1	1
Improper Turns	28	32	35	25	22
Passing on Hill or Curve	3	4	3	0	0
Other Improper Passing	8	3	7	7	11
Inattentive Driving	180	188	199	163	142
Improper Crossing Center Island	2	2	1	1	0
Disregarding Stop Sign	49	53	65	58	55
Disregarding Traffic Light	30	42	38	25	43
Passing Left of Center Line	3	0	0	0	0
Drunken Driving	217	246	261	212	191
Improper Starting from Curb	0	0	0	0	0
Drunken Bicyclist	0	2	1	0	0
Improper Parking	4	1	1	4	2
Failure to Keep Right	38	38	28	26	24
Mechanical Failure	7	13	6	8	6
Improper Lights	5	5	2	4	1
Backing on Highway	1	1	1	1	1
Stopped in Roadway	4	2	2	5	2
Passed Stopped School Bus	0	0	0	0	0
Animal in Roadway	1	0	1	1	0
Cutting In	5	6	3	5	3
Tire Blew Out	3	2	2	2	1
Other	60	37	42	31	47
Passing on Right	3	2	2	0	0
Pedestrian Violation	215	170	186	163	150
Unknown	258	280	310	250	264
Driver Under Influence of Drugs	6*	6*	3*	9*	3*
Pedestrian Under Influence of Drugs	2*	0	0	0	2*
<b>Total</b>	<b>1278</b>	<b>1291</b>	<b>1339</b>	<b>1125</b>	<b>1106</b>

\* Tested positive for drugs

# SPECIFIC AREAS OF CONCERN

## INTERSTATE HIGHWAY FATALITIES

The Interstate Highway System of New Jersey is approximately 94.7% completed. Of the 418.65 miles of roadway which are projected for this system, 396.47 miles have been opened to the motoring public. During 1990, the death rate averaged 5.1 deaths per month and one death for every 6.5 miles of highway. A concise analysis of victim classification, alcohol involvement, driver ages, contributing circumstances, and manner of collision is outlined on the following page.

## INTERSTATE HIGHWAY MILEAGE

Highway Number	Mileage Open	Fatal Accidents by Highway
I-76	3.04	2
I-78	67.83	12
I-80	68.32	9
I-95	77.96	14
I-195	33.86	0
I-278	2.00	0
I-280	17.85	4
I-287	47.77	1
I-295	73.08	8
I-676	4.76	1
<b>Total</b>	<b>396.47</b>	<b>51</b>

# INTERSTATE HIGHWAY FATALITIES 1990

Interstate Fatal Accidents 51  
Interstate Fatalities 61

Victim Classification		Age of Drivers	
Drivers	38	16 & Under	0
Passengers	14	17 - 20	5
Pedestrians	9	21 - 24	11
Pedalcyclists	0	25 - 29	11
<b>Total</b>	<b>61</b>	30 - 39	24
		40 - 49	14
		50 - 64	12
		65 & Over	9
		Unknown	1
		<b>Total</b>	<b>87</b>
<b>Contributing Circumstances</b>			
Drunken Driving	14		
Fell Asleep	0		
Inattentive Driving	23		
Excessive Speed	2		
Driver Under Influence of Drugs	1		
Stopped in Roadway	1		
Other	3		
Mechanical Failure	0		
Pedestrian Violation	5		
Improper Passing	0		
Failure to Keep to Right	2		
Improper Parking	0		
On Wrong Side of Road	0		
Following too Close	0		
No Improper Driving	46		
No Pedestrian Violation	3		
Unknown	3		
<b>Total</b>	<b>103</b>		
		<b>Manner of Collision</b>	
		Head-On	9
		Fixed Object	17
		Angle	2
		Pedestrian	8
		Rear End	6
		Ran Off Roadway	2
		Pedalcyclist	0
		Same Direction - Other	0
		Struck Parked Vehicle	5
		Overtaken in Roadway	2
		Other Object	0
		<b>Total</b>	<b>51</b>

### Victim Alcohol Factors

	.01 - .04%	.05 - .09%	.10 - .14%	.15% Over	Negative	No Test	Total
Drivers	1	1	3	6	22	5	38
Passengers	0	0	3	1	6	4	14
Pedestrians	1	1	0	0	6	1	9
Pedalcyclists	0	0	0	0	0	0	0
<b>Total</b>	<b>2</b>	<b>2</b>	<b>6</b>	<b>7</b>	<b>34</b>	<b>10</b>	<b>61</b>

## FATAL PEDALCYCLE ACCIDENTS

	1986	1987	1988	1989	1990
Pedalcycle Accidents	34	32	19	18	27
Fatalities	35	32	19	18	27

Manner of Collision	86	87	88	89	90	Classification Of Victim	86	87	88	89	90
Angle	23	13	7	8	14	Drivers	34	32	19	18	26
Same Direction - Rear End	6	7	4	3	6	Passengers	1	0	0	0	1
Opposite Direction - Head-On	2	8	8	3	5	<b>Total</b>	<b>35</b>	<b>32</b>	<b>19</b>	<b>18</b>	<b>27</b>
Same Direction - Other	3	4	0	4	2						
<b>Total</b>	<b>34</b>	<b>32</b>	<b>19</b>	<b>18</b>	<b>27</b>						
Contributing Circumstances	86	87	88	89	90	Ages of Victims	86	87	88	89	90
No Improper Driving	6	5	3	3	6	0 - 3	0	0	0	1	0
Ability Impaired by Drinking	0	4	1	0	2	4 - 10	8	7	4	1	5
Inattentive Driving	2	5	3	2	1	11 - 15	20	11	6	7	5
No Rear Lights	0	0	1	0	1	16 - 20	0	2	1	3	5
On Wrong Side of Road	4	0	1	3	2	21 - 30	4	6	2	3	1
Did Not Have Right-of-Way	9	1	0	6	3	31 - 40	1	4	1	0	8
Disregarded Traffic Light	1	2	0	0	4	41 - 50	1	0	1	0	1
Failure to Keep Right	3	3	4	0	1	51 - 60	0	0	1	0	1
Disregarded Stop Sign	3	4	4	0	1	61 & Over	1	2	3	3	1
Too Fast for Conditions	0	1	0	0	0	Unknown	0	0	0	0	0
Improper Turns	2	1	0	1	1	<b>Total</b>	<b>35</b>	<b>32</b>	<b>19</b>	<b>18</b>	<b>27</b>
Other	4	5	1	3	3						
Unknown	0	1	1	0	2						
<b>Total</b>	<b>34</b>	<b>32</b>	<b>19</b>	<b>18</b>	<b>27</b>						

### Alcohol Involvement

Of the 27 Pedalcyclist Fatalities, 21 were tested for alcohol content. Two Pedalcyclists had alcohol levels of 0.11% and 0.14% respectively, and 19 were negative. The remaining 6 were not tested due to age factors, delayed deaths, etc.

## FATAL MOPED ACCIDENTS

In 1990, there was one moped fatal accident involving a 38 year-old male driver.

## FATAL MOTORCYCLE ACCIDENTS

	1986	1987	1988	1989	1990
Accidents	63	43	44	27	55
Fatalities	68	47	47	30	57

Age of Drivers	86	87	88	89	90
16 & Under	2	1	2	0	2
17 - 20	8	6	10	4	12
21 - 30	36	23	24	14	22
31 - 40	11	9	6	7	9
Over 40	5	2	2	2	10
<b>Total</b>	<b>62</b>	<b>41</b>	<b>44</b>	<b>27</b>	<b>55</b>

Victim Classification	86	87	88	89	90
Drivers	62	41	42	26	54
Passengers	6	6	5	4	3
<b>Total</b>	<b>68</b>	<b>47</b>	<b>47</b>	<b>30</b>	<b>57</b>

Manner of Collision	86	87	88	89	90
Opposite Direction - Head-On	10	6	4	0	4
Fixed Object	22	15	13	15	21
Angle	9	8	12	7	15
Opposite Direction - Left Turn	8	2	4	1	3
Same Direction - Other	0	1	2	0	3
Sideswipe	0	0	0	0	0
Pedestrian	0	0	0	0	0
Fell From Vehicle	1	0	2	0	0
Same Direction - Rear End	4	5	1	0	2
Ran Off Roadway	0	1	4	0	1
Pedalcyclist	1	0	0	0	0
Overturned in Road	6	5	0	1	2
Struck Parked Vehicle	2	0	2	3	3
Animal	0	0	0	0	1
<b>Total</b>	<b>63</b>	<b>43</b>	<b>44</b>	<b>27</b>	<b>55</b>

Contributing Circumstances	86	87	88	89	90
No Improper Driving	9	10	5	1	9
Drunken Driving	26	18	21	14	17
Under Influence of Drugs	1	1	1	0	0
Failure to Keep Right	1	0	0	0	2
Improper Left Turn	0	1	0	1	2
Inattentive Driving	5	2	5	2	10
Improper Passing	0	0	1	0	0
Excessive Speed	14	5	8	4	9
Did Not Have Right-of-Way	0	1	1	1	0
Improper Parking	0	0	0	0	0
Mechanical Failure	1	0	0	0	0
Unknown	1	3	1	2	4
Disregard of Traffic Light	2	1	1	0	1
Disregard Stop Sign	1	1	0	1	1
Other	2	0	0	1	0
<b>Total</b>	<b>63</b>	<b>43</b>	<b>44</b>	<b>27</b>	<b>55</b>

### Victim Alcohol Factors

	.01 - .04%	.05 - .09%	.10 - .14%	.15% Over	Negative	No Test	Total
Drivers	5	3	2	15	19	10	54
Passengers	0	0	0	2	1	0	3
<b>Total</b>	<b>5</b>	<b>3</b>	<b>2</b>	<b>17</b>	<b>20</b>	<b>10</b>	<b>57</b>

## FATAL TRACTOR-TRAILER ACCIDENTS

	1987	1988	1989	1990
Accidents	63	85	63	55
Fatalities	72	94	72	65

Manner of Collision	87	88	89	90
Head-On	9	13	3	12
Fixed Object	5	5	10	3
Other Object	0	1	0	0
Angle	11	20	12	18
Pedestrian	7	11	9	4
Rear End	18	8	17	7
Ran Off Roadway	1	0	1	1
Pedalcyclist	0	1	0	2
Same Direction - Other	2	3	3	0
Struck Parked Vehicle	6	15	7	6
Overtaken in Roadway	1	1	0	0
Railroad Train	0	1	0	0
Sideswipe	2	1	0	0
Improper Left Turn	1	5	1	1
Fell From Vehicle	0	0	0	1
<b>Total</b>	<b>63</b>	<b>85</b>	<b>63</b>	<b>55</b>

Tractor-Trailer Contributing Circumstances	87	88	89	90
Drunken Driving	2	1	2	0
Fell Asleep	0	0	0	0
Inattentive Driving	7	13	11	3
Excessive Speed	3	1	1	0
Driver Under the Influence of Drugs	0	0	0	1
Stopped in Roadway	1	1	1	0
Other	4	3	2	1
Mechanical Failure	1	2	1	1
Disregarding Traffic Light	2	2	1	4
Failure to Keep Right	0	0	1	0
Improper Parking	0	1	1	0
On Wrong Side of Road	0	0	0	0
Following too Close	0	0	1	1
No Improper Driving	47	58	48	42
Unknown	0	1	0	2
Failed to Yield	0	1	0	0
Disregarding Stop Sign	0	1	0	1
Improper Turn	0	3	3	0
Backing in Roadway	0	1	1	0
<b>Total</b>	<b>67</b>	<b>89</b>	<b>74</b>	<b>56</b>

Tractor-Trailer Victim Classification	87	88	89	90
Drivers	3	8	13	4
Passengers	0	2	2	0
<b>Total</b>	<b>3</b>	<b>10</b>	<b>15</b>	<b>4</b>

Other Victim Classification	87	88	89	90
Drivers	48	55	34	37
Passengers	14	16	14	18
Pedestrians	7	12	9	4
Pedalcyclists	0	1	0	2
<b>Total</b>	<b>69</b>	<b>84</b>	<b>57</b>	<b>61</b>

Other Contributing Circumstances	87	88	89	90
Drunken Driving	12	14	13	7
Fell Asleep	2	2	0	0
Inattentive Driving	19	16	10	14
Excessive Speed	0	2	3	0
Driver Under the Influence of Drugs	0	0	0	0
Stopped in Roadway	0	0	0	1
Other	1	1	1	3
Mechanical Failure	1	1	0	0
Pedestrian Violation	8	6	6	1
Disregarding Traffic Light	1	5	1	6
Failure to Keep Right	1	4	2	3
Improper Parking	0	0	0	0
On Wrong Side of Road	3	0	0	4
Passing on Right	0	1	0	0
No Improper Driving	36	37	21	22
No Pedestrian Violation	0	6	4	1
Unknown	1	0	1	5
Failed to Yield	0	5	1	0
Disregarding Stop Sign	4	5	1	4
Improper Turn	1	0	0	2
Cutting In	1	0	0	0
<b>Total</b>	<b>91</b>	<b>105</b>	<b>64</b>	<b>73</b>

**Tractor-Trailer  
Victim Alcohol Factors**

	<b>.01 - .04%</b>	<b>.05 - .09%</b>	<b>.10 - .14%</b>	<b>.15% Over</b>	<b>Negative</b>	<b>No Test</b>	<b>Total</b>
Drivers	1	0	0	0	2	1	4
Passengers	0	0	0	0	0	0	0
<b>Total</b>	<b>1</b>	<b>0</b>	<b>0</b>	<b>0</b>	<b>2</b>	<b>1</b>	<b>4</b>

**NOTE:** One driver tested positive for drugs.

**Other Victim Alcohol Factors**

	<b>.01 - .04%</b>	<b>.05 - .09%</b>	<b>.10 - .14%</b>	<b>.15% Over</b>	<b>Negative</b>	<b>No Test</b>	<b>Total</b>
Drivers	0	0	1	4	26	6	37
Passengers	0	0	0	3	8	7	18
Pedestrians	0	0	0	1	3	0	4
Pedalcyclists	0	0	0	0	2	0	2
<b>Total</b>	<b>0</b>	<b>0</b>	<b>1</b>	<b>8</b>	<b>39</b>	<b>13</b>	<b>61</b>

**RESTRAINT USAGE  
PASSENGER CAR OCCUPANTS IN FATAL ACCIDENTS**

<b>Restraint Used</b>	<b>Driver not Killed</b>	<b>Driver Killed</b>	<b>Passenger Killed</b>
Lap Belt	18	3	10
Shoulder Belt	18	4	2
Lap and Shoulder Belt	242	79	31
Child Safety Seat	0	0	3
Airbag Deployed	1	2	0
None Used	144	231	101
Unknown	75	43	16
<b>Totals</b>	<b>498</b>	<b>362</b>	<b>163</b>

\*Based on the various sources of information (accident reports, observations, interviews, evidence) the seat belt data may not be completely reliable.

## 17 - 20 AGE GROUP

Listed below are the 17 to 20 year-old drivers involved in fatal motor vehicle accidents:

Year	Total Fatal Accidents 17 - 20 Drivers	Total Drivers Involved	Number of Drivers Drunk
1990	150	156	16*

\* .10% and over

The figures below reflect a breakdown in the age groups.

1990	17 Years Old	18 Years Old	19 Years Old	20 Years Old
Total Drivers Involved	37	47	43	29
Number of Drivers Drunk	3	7	5	1

### Fatal Accidents With Alcohol Involved

	17 Years Old	18 Years Old	19 Years Old	20 Years Old
Accidents	6	12	9	5

### Victim Classification

	17 Years Old	18 Years Old	19 Years Old	20 Years Old
Drivers	18	22	12	11
Passengers	6	1	6	5



## FATAL ACCIDENTS AND PERSONS KILLED FOR SELECTED HOLIDAY PERIODS IN NEW JERSEY

Holiday			Fatal Accidents	Persons Killed	1990 National Statistics
<b>Memorial Day</b>					
1986	(3)	78 hours	9	11	
1987	(3)	78 hours	12	13	
1988	(3)	78 hours	12	15	
1989	(3)	78 hours	11	11	
1990	(3)	78 hours	12	13	*579
<b>Fourth of July</b>					
1986	(3)	78 hours	14	16	
1987	(3)	78 hours	10	13	
1988	(3)	78 hours	13	14	
1989	(4)	102 hours	10	11	
1990	(1)	24 hours	3	3	*192
<b>Labor Day</b>					
1986	(3)	78 hours	12	13	
1987	(3)	78 hours	17	18	
1988	(3)	78 hours	5	7	
1989	(3)	78 hours	8	9	
1990	(3)	78 hours	3	3	*580
<b>Thanksgiving</b>					
1986	(4)	102 hours	11	12	
1987	(4)	102 hours	13	16	
1988	(4)	102 hours	11	12	
1989	(4)	102 hours	6	6	
1990	(4)	102 hours	8	8	*551
<b>Christmas</b>					
1986	(4)	102 hours	12	13	
1987	(4)	102 hours	16	18	
1988	(3)	78 hours	5	6	
1989	(3)	78 hours	8	9	
1990	(4)	102 hours	6	6	*556
<b>New Years</b>					
1986-87	(4)	102 hours	6	7	
1987-88	(4)	102 hours	12	14	
1988-89	(3)	78 hours	8	9	
1989-90	(3)	78 hours	6	8	
1990-91	(4)	102 hours	9	10	*Not Available

Figures in parentheses show number of full days in each holiday period. Accidents and deaths are for those days plus the last six hours of the preceding day.

\*National Statistics represent persons killed.

## TEN YEAR EXPERIENCE

Years	Fatal Accidents	Fatalities	Drivers	Passengers	Pedes- trians	Pedal- cyclists	Motor- cycles*	Mopeds*	Alcohol Involvement
1981	1043	1162	604	258	273	27	93	7	57.8%
1982	965	1061	524	244	276	17	81	10	55.4%
1983	866	932	478	203	229	22	47	4	53.0%
1984	859	922	466	177	248	31	56	4	45.6%
1985	885	964	486	201	257	20	58	2	45.2%
1986	946	1039	514	212	278	35	68	2	41.0%
1987	929	1023	536	240	215	32	47	1	38.0%
1988	966	1051	530	263	239	19	47	2	40.0%
1989	815	892	450	207	217	18	30	1	37.9%
1990	818	888	466	194	201	27	57	1	36.8%
<b>Totals</b>	<b>9092</b>	<b>9934</b>	<b>5054</b>	<b>2199</b>	<b>2433</b>	<b>248</b>	<b>584</b>	<b>34</b>	

\* Included in "Driver Totals" — If passenger, included in "Passenger Totals."

**FATAL ACCIDENTS BY COUNTY,  
MUNICIPALITY, DATE, TIME AND LOCATION**

**LEGEND**

A/C ..... Atlantic City Expressway      NJTP ..... New Jersey Turnpike  
 CR ..... County Road                      mp ..... Mile Post  
 GSP ..... Garden State Parkway        SH ..... State Highway

\* *Death occurred 30 days after date of accident*

**ATLANTIC COUNTY**

<b>Municipality</b>	<b>Date</b>	<b>Day of Week</b>	<b>Time</b>	<b>Roadway - mp</b>	<b>Persons Killed</b>
Atlantic City	01-01-90	Wednesday	10:04 pm	US 40 mp 63.5	1 Driver
Atlantic City	01-31-90	Wednesday	10:23 pm	New York Ave.	1 Driver
Hamilton Twp.	03-16-90	Friday	4:11 pm	US 322 mp 45.1	1 Driver
Brigantine City	03-27-90	Tuesday	1:49 am	SH 87	1 Driver
Galloway Twp.	04-02-90	Monday	9:11 pm	US 30 mp 48.4	1 Driver
Galloway Twp.	04-04-90	Wednesday	9:32 pm	US 30 mp 49.7	1 Pedestrian
Egg Harbor Twp.	04-12-90	Thursday	12:10 pm	A/C mp 8.9	1 Passenger
Absecon City	04-15-90	Sunday	7:01 am	US 30	1 Driver
Hamilton Twp.	04-15-90	Sunday	4:42 pm	A/C mp 21.7	1 Passenger
Galloway Twp.	04-18-90	Wednesday	3:40 pm	US 30 mp 49.1	1 Driver 1 Passenger
Galloway Twp.	04-21-90	Saturday	5:11 pm	US 30	1 Passenger
Hammonton Town	04-22-90	Sunday	2:31 pm	Central Ave.	1 Driver
*Galloway Twp.	04-26-90	Thursday	3:27 pm	US 30 mp 49	1 Passenger*
Egg Harbor Twp.	05-04-90	Friday	3:58 pm	Delilah Rd.	1 Driver 1 Passenger
Point Republic City	05-21-90	Monday	5:15 am	GSP mp 45.2	1 Pedestrian
Hamilton Twp.	05-25-90	Friday	9:19 am	US 40 mp 45.3	1 Driver
Egg Harbor City	05-26-90	Saturday	8:16 pm	US 30 mp 17.1	1 Pedestrian
Galloway Twp.	05-27-90	Sunday	8:53 pm	US 9	1 Pedestrian
Hammonton Town	05-29-90	Tuesday	12:08 am	US 30	1 Driver 1 Passenger
Hamilton Twp.	06-11-90	Monday	9:29 am	US 322 mp 46.5	1 Driver 1 Passenger
Hamilton Twp.	06-23-90	Saturday	10:40 pm	US 322 mp 49.1	1 Pedestrian
Egg Harbor Twp.	06-29-90	Friday	11:11 pm	SH 152	1 Driver
Buena Boro	06-30-90	Saturday	2:39 am	US 40	1 Passenger
Estell Manor City	07-04-90	Wednesday	2:57 am	CR 557	1 Driver
Egg Harbor Twp.	07-09-90	Monday	6:15 pm	CR 646	1 Driver

**ATLANTIC COUNTY (cont'd.)**

<b>Municipality</b>	<b>Date</b>	<b>Day of Week</b>	<b>Time</b>	<b>Roadway - mp</b>	<b>Persons Killed</b>
Egg Harbor Twp.	07-12-90	Thursday	6:38 am	Delilah Rd.	1 Driver
Galloway Twp.	07-15-90	Sunday	8:46 pm	US 9 mp 46.5	1 Driver
Buena Boro	07-21-90	Saturday	5:24 pm	CR 619	1 Passenger
Galloway Twp.	08-02-90	Thursday	2:50 am	US 30 mp 49.4	1 Pedestrian
Hamilton Twp.	08-06-90	Monday	8:41 pm	US 40 mp 44.3	1 Pedestrian
Absecon City	08-14-90	Tuesday	6:53 pm	Shore Rd.	1 Pedestrian
Egg Harbor Twp.	08-15-90	Wednesday	3:00 am	A/C mp 9.6	1 Passenger
Hammonton Town	08-17-90	Friday	3:15 am	A/C mp 28.9	1 Driver
Atlantic City	09-08-90	Saturday	9:41 pm	SH 87 mp .05	1 Pedestrian
Atlantic City	09-09-90	Sunday	6:09 am	Pacific Ave.	1 Pedestrian
Egg Harbor Twp.	09-11-90	Tuesday	4:58 pm	Margate Causeway	1 Driver
Mullica Twp.	09-14-90	Friday	12:52 am	Reading Ave.	1 Driver
Hamilton Twp.	09-26-90	Wednesday	6:35 am	A/C mp 23.6	1 Driver
Galloway Twp.	09-28-90	Friday	6:04 am	US 30 mp 47.3	1 Driver
Hammonton Town	09-29-90	Saturday	6:51 am	CR 542	1 Driver
Buena Boro	10-08-90	Monday	5:00 pm	CR 627	1 Passenger
Hamilton Twp.	10-09-90	Tuesday	5:00 am	CR 640	1 Driver 1 Passenger
Atlantic City	10-14-90	Sunday	2:33 pm	Virginia Ave.	1 Driver
Egg Harbor Twp.	10-20-90	Saturday	4:50 am	A/C mp 10.8	1 Pedestrian
Egg Harbor Twp.	11-09-90	Friday	1:14 am	Bargaintown Rd.	1 Driver
Pleasantville City	11-12-90	Monday	8:43 am	A/C mp 3.1	1 Driver
Pleasantville City	11-19-90	Monday	10:15 pm	CR 646 mp 7.2	1 Driver
*Northfield City	11-29-90	Thursday	8:43 pm	New Rd.	1 Pedestrian*
Buena Vista Twp.	12-04-90	Tuesday	9:25 am	SH 54 mp 1.7	1 Driver
*Mullica Twp.	12-11-90	Tuesday	6:32 pm	US 30 mp 33	1 Passenger*
Egg Harbor Twp.	12-12-90	Wednesday	5:31 pm	GSP mp 36.1	1 Pedestrian

**BERGEN COUNTY**

<b>Municipality</b>	<b>Date</b>	<b>Day of Week</b>	<b>Time</b>	<b>Roadway - mp</b>	<b>Persons Killed</b>
East Rutherford Boro	01-09-90	Tuesday	10:42 pm	SH 17 mp 4.2	1 Driver
River Vale Twp.	01-13-90	Saturday	2:17 am	River Vale Rd.	1 Driver
Alpine Boro	01-17-90	Wednesday	2:20 pm	Palisades Int. Parkway	1 Driver
Fort Lee Boro	01-18-90	Thursday	5:26 pm	Lemoine Ave.	1 Pedestrian
Teterboro Boro	01-21-90	Sunday	4:31 pm	Huyler St.	1 Passenger
Ridgefield Park Village	02-04-90	Saturday	12:15 am	US 46	1 Passenger

**BERGEN COUNTY (cont'd.)**

<b>Municipality</b>	<b>Date</b>	<b>Day of Week</b>	<b>Time</b>	<b>Roadway - mp</b>	<b>Persons Killed</b>
Fort Lee Boro	02-17-90	Saturday	9:13 am	Palisades Ave.	1 Driver
Closter Boro	02-18-90	Sunday	3:03 pm	Demarest Ave.	1 Driver
Rochelle Park Twp.	02-20-90	Tuesday	10:35 am	W. Passaic St.	1 Pedestrian
Oradell Boro	02-20-90	Tuesday	7:55 pm	Kinderkamack Rd.	1 Pedestrian
Fort Lee Boro	02-25-90	Sunday	4:20 am	US 1 & 9 mp 64.8	1 Driver
Mahwah Twp.	03-01-90	Thursday	6:20 pm	SH 17 mp 25.6	1 Driver
Ridgefield Park Village	03-03-90	Saturday	Unk	Bergen Turnpike	1 Driver
Fairview Boro	03-07-90	Wednesday	7:30 pm	Broad Ave.	1 Pedestrian
Saddle Brook Twp.	03-16-90	Friday	8:18 pm	US 46	1 Pedestrian
Elmwood Park Boro	03-17-90	Saturday	12:51 pm	Locust St.	1 Driver
Carlstadt Boro	03-23-90	Friday	5:50 pm	NJTP mp 113.6	1 Driver
Woodcliff Lake Boro	03-26-90	Monday	11:01 am	GSP mp 169.7	1 Driver
Fort Lee Boro	03-30-90	Friday	8:04 pm	Center Ave.	1 Driver
East Rutherford Boro	04-06-90	Friday	9:44 pm	Paterson Ave.	1 Pedestrian
Paramus Boro	04-10-90	Tuesday	12:13 pm	SH 17 mp 11.6	1 Driver 1 Passenger
Tenaflly Boro	04-18-90	Wednesday	3:34 am	US 9 mp 4.5	1 Driver
Englewood Cliffs Boro	04-19-90	Thursday	3:25 pm	US 9 mp 2.8	1 Driver
Teaneck Twp.	04-29-90	Sunday	8:59 pm	Teaneck Rd.	1 Pedestrian
New Milford Boro	05-09-90	Wednesday	10:53 pm	River Rd.	1 Passenger
Englewood Cliffs Boro	05-11-90	Friday	7:43 pm	Palisades Int. Parkway	1 Driver
Elmwood Park Boro	05-16-90	Wednesday	12:50 pm	US 46 mp 64.71	1 Driver
Rutherford Boro	05-23-90	Wednesday	10:02 am	North Service Rd.	1 Driver
Palisades Park Boro	02-25-90	Friday	1:19 pm	Broad Ave.	1 Pedestrian
*Elmwood Park Boro	06-14-90	Thursday	7:08 pm	River Rd.	1 Driver*
Paramus Boro	06-22-90	Friday	12:26 am	SH 17	1 Driver
Ramsey Boro	06-26-90	Tuesday	8:11 am	SH 17	1 Driver
Ridgefield Boro	06-28-90	Tuesday	1:10 am	US 1 & 9 mp 61.79	1 Passenger
Leonia Boro	07-01-90	Sunday	4:40 pm	I-95 mp 75	1 Pedestrian
River Edge Boro	07-02-90	Monday	11:41 pm	SH 4	1 Driver
Hillsdale Boro	07-04-90	Wednesday	7:50 pm	Washington Ave.	1 Driver
New Milford Boro	07-05-90	Thursday	3:23 am	Boulevard	1 Driver
Rutherford Boro	07-07-90	Saturday	3:47 pm	SH 17 mp 4.3	1 Driver
Teterboro Boro	07-14-90	Saturday	7:37 pm	US 46 mp 68.58	1 Passenger
Paramus Boro	07-19-90	Thursday	10:48 pm	SH 17 mp 16.1	1 Driver
*Hackensack City	07-25-90	Wednesday	4:50 pm	Main St.	1 Driver*

### BERGEN COUNTY (cont'd.)

Municipality	Date	Day of Week	Time	Roadway - mp	Persons Killed
Fair Lawn Boro	08-17-90	Friday	2:10 pm	Sycamore Dr.	1 Driver
Ridgefield Park Village	08-18-90	Saturday	11:48 pm	US 46 mp 70.8	1 Pedestrian
Edgewater Boro	08-21-90	Tuesday	5:25 am	River Rd.	1 Driver
Ridgewood Village	08-26-90	Sunday	4:05 am	Upper Blvd.	1 Driver
Fort Lee Boro	09-05-90	Wednesday	12:53 pm	George Washington Brdg.	1 Passenger
Alpine Boro	09-10-90	Monday	8:25 am	SH 9	1 Driver
Tenafly Boro	09-21-90	Friday	7:06 pm	East Clinton Ave.	1 Driver
Maywood Boro	09-22-90	Saturday	4:14 pm	Essex St.	1 Passenger
Elmwood Park Boro	10-02-90	Tuesday	11:42 pm	I-80 mp 60.6	1 Pedestrian
Teaneck Twp.	10-04-90	Thursday	7:30 pm	Teaneck Rd.	1 Pedestrian
Ridgefield Boro	10-09-90	Tuesday	4:45 pm	US 1 & 9	1 Driver
Englewood City	10-17-90	Wednesday	6:29 am	SH 4	1 Driver
Paramus Boro	10-20-90	Saturday	2:43 am	SH 4	1 Driver
Hackensack City	10-21-90	Sunday	3:20 am	Summit Ave.	1 Driver
Ridgefield Park Village	10-24-90	Wednesday	10:02 pm	Euclid Ave.	1 Driver
Fort Lee Boro	10-26-90	Friday	6:50 am	I-95 mp 76.1	1 Pedestrian
Ridgefield Boro	10-30-90	Tuesday	10:45 am	NJTP mp 117.2	1 Driver 1 Passenger
Hackensack City	11-02-90	Friday	6:28 pm	Hudson St.	1 Pedestrian
Tenafly Boro	11-10-90	Saturday	8:20 am	Palisades Int. Parkway	1 Driver
Teaneck Twp.	12-01-90	Saturday	2:14 am	SH 4 mp 8.08	1 Driver
Hasbrouck Heights Boro	12-03-90	Monday	11:53 pm	SH 17 mp 8	1 Pedestrian
Northvale Boro	12-07-90	Friday	6:10 am	Paris Ave.	1 Pedestrian
Carlstadt Boro	12-13-90	Thursday	6:50 pm	Broad St.	1 Driver
River Vale Twp.	12-15-90	Saturday	9:25 am	River Vale Rd.	1 Driver
Maywood Boro	12-19-90	Wednesday	6:31 pm	W. Spring Valley Ave.	1 Pedestrian
Fairview Boro	12-23-90	Sunday	7:30 pm	Kennedy Dr.	1 Passenger
Englewood City	12-31-90	Monday	11:57 pm	W. Forest Ave.	1 Pedestrian

### BURLINGTON COUNTY

Municipality	Date	Day of Week	Time	Roadway - mp	Persons Killed
Cinnaminson Twp.	01-06-90	Saturday	6:08 pm	US 130 mp 36	1 Pedalcyclist
Tabernacle Twp.	01-08-90	Monday	6:56 am	US 206 mp 15.3	1 Pedestrian
Southampton Twp.	01-24-90	Wednesday	5:46 pm	US 206 mp 17.1	1 Driver
Washington Twp.	01-27-90	Saturday	9:29 am	CR 542	1 Driver
Washington Twp.	02-01-90	Thursday	8:45 pm	CR 542	1 Pedestrian

**BURLINGTON COUNTY (cont'd.)**

<b>Municipality</b>	<b>Date</b>	<b>Day of Week</b>	<b>Time</b>	<b>Roadway - mp</b>	<b>Persons Killed</b>
Maple Shade Twp.	02-02-90	Friday	6:27 pm	SH 73 mp 28.3	1 Pedestrian
Woodland Twp.	02-03-90	Saturday	11:42 pm	Savoy Blvd.	1 Driver
Hainesport Twp.	02-11-90	Sunday	3:01 am	SH 38 mp 12.8	1 Driver
Willingboro Twp.	02-11-90	Sunday	10:02 pm	US 130 mp 43	1 Pedestrian
Evesham Twp.	02-19-90	Monday	12:30 am	SH 73 mp 23.1	1 Pedestrian
Medford Twp.	02-20-90	Tuesday	1:15 am	CR 541	1 Driver
Springfield Twp.	02-24-90	Saturday	4:30 am	NJTP mp 48.1	1 Driver
Bordentown Twp.	03-15-90	Thursday	10:12 pm	US 130 mp 55.3	1 Pedestrian
Mt. Laurel Twp.	03-18-90	Sunday	12:35 pm	Union Mill Rd.	1 Driver
Hainesport Twp.	03-23-90	Friday	6:40 pm	CR 537	1 Driver
Edgewater Park Boro	03-26-90	Monday	6:59 am	CR 630	1 Driver
Woodland Twp.	03-26-90	Monday	4:22 pm	CR 563	1 Pedestrian
Woodland Twp.	03-29-90	Thursday	2:47 pm	CR 532	1 Driver
Burlington Twp.	03-30-90	Friday	1:17 pm	US 130 mp 44.1	1 Driver 1 Passenger
Mt. Laurel Twp.	04-02-90	Monday	1:34 am	CR 674	1 Driver
Mansfield Twp.	04-05-90	Thursday	11:14 am	I-295 mp 52.1	1 Driver
Tabernacle Twp.	04-16-90	Monday	7:55 pm	CR 532	1 Driver
Pemberton Twp.	05-03-90	Thursday	12:57 pm	Poppy St.	1 Pedestrian
Burlington City	05-15-90	Tuesday	2:16 pm	CR 543	1 Driver
Westampton Twp.	05-20-90	Sunday	10:13 pm	CR 541	1 Driver
Moorestown Twp.	05-27-90	Sunday	10:40 pm	CR 614	1 Pedalcyclist
Westampton Twp.	05-28-90	Monday	3:53 pm	I-295 mp 45.9	1 Passenger
Medford Twp.	05-28-90	Monday	7:38 pm	Dixontown Rd.	1 Pedestrian
Cinnaminson Twp.	06-01-90	Friday	2:57 pm	CR 543	1 Driver
Tabernacle Twp.	06-02-90	Saturday	6:16 pm	Carranza Rd.	1 Passenger
Bass River Twp.	06-07-90	Thursday	10:50 am	CR 679	1 Driver
Evesham Twp.	06-08-90	Friday	12:13 am	SH 70	1 Driver
Bass River Twp.	06-10-90	Sunday	5:45 am	Stage Rd.	1 Driver
Edgewater Park Boro	06-16-90	Saturday	11:17 am	US 130 mp 41.5	1 Driver
Westampton Twp.	06-16-90	Saturday	2:40 pm	NJTP mp 44.3	1 Driver
Shamog Twp.	06-19-90	Tuesday	10:00 pm	CR 534	1 Driver
Pemberton Twp.	06-21-90	Thursday	11:54 pm	US 206 mp 25	2 Drivers 3 Passengers
Shamog Twp.	06-28-90	Thursday	2:14 pm	US 206 mp 9.5	1 Driver
Bass River Twp.	06-30-90	Saturday	5:30 pm	CR 679	2 Drivers 2 Passengers

### BURLINGTON COUNTY (cont'd.)

Municipality	Date	Day of Week	Time	Roadway - mp	Persons Killed
Riverton Boro	07-01-90	Sunday	2:52 pm	Main St.	1 Pedestrian
Burlington Twp.	07-05-90	Thursday	9:27 pm	CR 656	1 Pedalcyclist
Pemberton Twp.	07-06-90	Friday	3:14 pm	CR 644	1 Driver
Delran Twp.	07-09-90	Monday	6:03 am	US 130 mp 40.35	1 Passenger
N. Hanover Twp.	07-16-90	Monday	2:02 am	Meany Rd.	1 Pedestrian
Mansfield Twp.	07-18-90	Wednesday	7:35 pm	CR 543	1 Driver
Palmyra Boro	08-06-90	Monday	1:34 am	SH 73 mp 34.3	1 Passenger
Delran Twp.	09-11-90	Tuesday	5:06 pm	Haines Mill Rd.	1 Pedalcyclist
Hainesport Twp.	10-02-90	Tuesday	4:28 pm	CR 537	1 Driver
Woodland Twp.	10-02-90	Tuesday	8:58 pm	SH 72	1 Driver
Eastampton Twp.	10-11-90	Thursday	4:14 pm	W. Railroad Ave.	1 Driver
Evesham Twp.	10-13-90	Saturday	7:31 pm	N. Maple Ave.	1 Pedestrian
Bordentown Twp.	10-14-90	Sunday	5:30 am	NJTP mp 54.32	1 Driver
Medford Twp.	10-16-90	Tuesday	5:27 pm	CR 616	1 Driver
Mt. Laurel Twp.	10-25-90	Thursday	2:45 am	I-295 mp 41.6	1 Driver
Lumberton Twp.	11-04-90	Sunday	4:09 am	SH 38 mp 18	1 Passenger
Cinnaminson Twp.	11-10-90	Saturday	6:40 am	US 130	1 Driver
Pemberton Twp.	11-21-90	Wednesday	2:40 pm	CR 530	1 Driver
Mt. Laurel Twp.	11-25-90	Sunday	6:10 am	NJTP mp 37.2	1 Driver
Moorestown Twp.	11-28-90	Wednesday	5:12 pm	Chester Ave.	1 Pedestrian
*Cinnaminson Twp.	12-01-90	Saturday	9:15 am	Church Rd.	1 Driver*
Pemberton Twp.	12-14-90	Friday	8:42 pm	Pointville Rd.	1 Passenger

### CAMDEN COUNTY

Municipality	Date	Day of Week	Time	Roadway - mp	Persons Killed
Camden City	01-17-90	Wednesday	8:25 am	Federal St.	1 Pedestrian
Clementon Boro	01-20-90	Saturday	10:03 pm	Gibbsboro Rd.	1 Passenger
Chesilhurst Boro	01-24-90	Wednesday	5:40 pm	US 30 mp 37.1	1 Pedestrian
Lindenwold Boro	01-26-90	Friday	12:40 pm	Gibbsboro Rd.	1 Passenger
Pennsauken Twp.	02-01-90	Thursday	10:14 pm	US 130	1 Driver 1 Passenger
Camden City	02-10-90	Saturday	8:10 am	Fourth St.	1 Driver
Gloucester Twp.	02-14-90	Wednesday	2:43 pm	CR 705	1 Pedestrian
Cherry Hill Twp.	03-02-90	Friday	7:18 pm	CR 626	1 Pedalcyclist
Camden City	03-06-90	Tuesday	10:18 pm	US 30 mp 1.76	1 Pedalcyclist
Camden City	03-18-90	Sunday	7:08 pm	CR 608	1 Pedalcyclist
Camden City	03-18-90	Sunday	7:47 pm	River Rd.	1 Driver



**CAMDEN COUNTY (cont'd.)**

<b>Municipality</b>	<b>Date</b>	<b>Day of Week</b>	<b>Time</b>	<b>Roadway - mp</b>	<b>Persons Killed</b>
Runnemead Boro	04-01-90	Sunday	11:30 pm	SH 42 mp 13.04	1 Driver
Cherry Hill Twp.	04-06-90	Friday	6:40 am	NJTP mp 31.1	1 Pedestrian
Camden City	04-07-90	Saturday	10:02 am	Ferry Ave.	1 Pedestrian
Pennsauken Twp.	04-08-90	Sunday	1:04 am	US 130 mp 35.7	1 Driver 2 Passengers
Waterford Twp.	05-11-90	Friday	12:43 am	US 30 mp 38.9	1 Driver
Gloucester Twp.	05-27-90	Sunday	7:11 am	SH 168 mp 4.3	1 Pedestrian
Winslow Twp.	06-06-90	Wednesday	5:20 pm	A/C mp 33.2	1 Passenger
Gloucester City	06-19-90	Tuesday	8:35 am	I-76 mp 2.44	1 Driver
Cherry Hill Twp.	06-22-90	Friday	12:52 am	SH 70 mp 5.7	1 Driver
Bellmawr Boro	06-24-90	Sunday	5:30 am	I-295 mp 27.1	1 Driver
*Pennsauken Twp.	06-26-90	Tuesday	2:36 pm	Marlton Pike	1 Pedestrian*
Camden City	06-30-90	Saturday	2:40 am	CR 609	1 Driver
Camden City	07-07-90	Saturday	9:39 pm	CR 608	1 Driver
Camden City	07-14-90	Saturday	3:30 am	S. Nineth St.	1 Pedestrian
Waterford Twp.	07-15-90	Sunday	12:22 am	Raritan Ave.	1 Passenger
Gloucester Twp.	07-18-90	Wednesday	7:58 pm	SH 168	1 Pedalcyclist
Pennsauken Twp.	07-19-90	Thursday	4:33 pm	US 130 mp 32.6	1 Passenger
Camden City	07-23-90	Monday	9:10 pm	US 30 mp 56.2	1 Pedestrian
Bellmawr Boro	07-28-90	Saturday	5:45 am	I-295 mp 27.7	1 Driver
*Haddon Heights Boro	08-02-90	Thursday	3:11 pm	US 30	1 Driver*
Winslow Twp.	08-04-90	Saturday	11:28 am	A/C mp 38	1 Passenger
Cherry Hill Twp.	08-12-90	Sunday	2:41 am	SH 70 mp 1.4	1 Driver
Somerdale Boro	08-20-90	Monday	2:09 pm	Somerdale Rd.	1 Driver
*Camden City	08-31-90	Friday	10:09 pm	US 30 mp 56.4	1 Pedestrian*
Chesilhurst Boro	09-06-90	Thursday	3:35 am	US 30 mp 36.9	1 Driver
Camden City	09-08-90	Saturday	1:20 am	US 30 mp 56.2	1 Pedestrian
Camden City	09-17-90	Monday	9:26 pm	US 30 mp 56.6	1 Pedestrian
Chesilhurst Boro	09-20-90	Thursday	11:50 pm	US 30 mp 37	1 Pedestrian
Camden City	09-27-90	Thursday	8:20 am	Haddon Ave.	1 Pedestrian
Camden City	10-02-90	Tuesday	8:27 pm	US 30 mp 56.4	1 Pedestrian
Winslow Twp.	10-06-90	Saturday	5:33 pm	US 30 mp 25.8	1 Driver
Camden City	10-12-90	Friday	11:39 pm	Federal St.	1 Driver
Pennsauken Twp.	10-13-90	Saturday	12:37 pm	Westfield Ave.	1 Pedestrian
Haddon Twp.	10-19-90	Friday	8:26 pm	US 130 mp 28.43	1 Pedestrian
Camden City	10-19-90	Friday	9:41 pm	State St.	1 Pedestrian

**CAMDEN COUNTY (cont'd.)**

<b>Municipality</b>	<b>Date</b>	<b>Day of Week</b>	<b>Time</b>	<b>Roadway - mp</b>	<b>Persons Killed</b>
Winslow Twp.	10-22-90	Monday	7:01 pm	CR 536	1 Pedestrian
Waterford Twp.	10-20-90	Monday	9:18 am	CR 536	1 Driver
Somerdale Boro	10-30-90	Tuesday	9:05 am	Somerdale Rd.	1 Passenger
Camden City	11-04-90	Sunday	12:07 am	Eighth St.	1 Driver
Pennsauken Twp.	11-14-90	Wednesday	7:25 am	US 130 mp 34	1 Passenger
Cherry Hill Twp.	11-14-90	Wednesday	9:37 am	SH 70	1 Driver
Gloucester Twp.	11-15-90	Thursday	12:02 am	College Dr.	1 Driver
Barrington Boro	11-20-90	Tuesday	11:10 am	Tavistock Blvd.	1 Pedestrian
Lawnside Boro	11-22-90	Thursday	8:00 am	NJTP mp 28.3	1 Passenger
Collingswood Boro	11-23-90	Friday	6:49 am	US 30	1 Pedestrian
Gloucester Twp.	11-24-90	Saturday	1:25 am	Somerdale Rd.	1 Passenger
Pennsauken Twp.	12-14-90	Friday	3:58 pm	Westfield Ave.	1 Passenger
Gloucester City	12-16-90	Sunday	8:00 pm	I-76 mp 2.25	2 Drivers 1 Passenger
Pennsauken Twp.	12-18-90	Tuesday	10:03 pm	US 130 mp 33.1	1 Passenger
Camden City	12-27-90	Thursday	1:51 am	I-676 mp 4.7	1 Passenger

**CAPE MAY COUNTY**

<b>Municipality</b>	<b>Date</b>	<b>Day of Week</b>	<b>Time</b>	<b>Roadway - mp</b>	<b>Persons Killed</b>
Upper Twp.	02-04-90	Sunday	4:25 am	US 9 mp 29.7	1 Driver
Dennis Twp.	02-06-90	Tuesday	5:34 pm	CR 611	1 Driver
Middle Twp.	02-13-90	Tuesday	12:07 am	Diamond St.	1 Passenger
Upper Twp.	03-10-90	Saturday	3:31 pm	GSP mp 21.9	1 Passenger
Middle Twp.	04-06-90	Friday	4:24 pm	SH 47 mp 5.3	1 Driver
Middle Twp.	04-22-90	Sunday	8:26 pm	US 9 mp 11.3	1 Driver
Lower Twp.	05-07-90	Monday	11:23 am	CR 603	1 Driver
Upper Twp.	05-12-90	Saturday	11:08 pm	SH 49 mp 52.3	1 Driver
Upper Twp.	05-13-90	Sunday	6:48 pm	CR 557	1 Driver 1 Passenger
Dennis Twp.	06-17-90	Sunday	11:13 am	SH 47 mp 23.1	2 Drivers
Upper Twp.	07-22-90	Sunday	9:19 am	CR 623	1 Driver
Middle Twp.	08-17-90	Friday	11:22 am	GSP mp 8.4	1 Passenger
Upper Twp.	10-03-90	Wednesday	10:28 pm	CR 610	1 Driver 1 Passenger
Wildwood City	11-05-90	Monday	4:06 am	E. Hildreth Ave.	1 Driver

## CUMBERLAND COUNTY

Municipality	Date	Day of Week	Time	Roadway - mp	Persons Killed
Commercial Twp.	01-04-90	Thursday	10:40 am	CR 649	1 Driver
Fairfield Twp.	01-22-90	Monday	6:36 pm	SH 49	1 Driver 1 Passenger
Greenwich Twp.	01-25-90	Thursday	5:36 pm	CR 703	1 Driver
Bridgeton City	01-31-90	Wednesday	4:50 am	CR 552	1 Driver
Upper Deerfield Twp.	02-25-90	Sunday	12:12 am	CR 704	1 Driver
Millville City	03-09-90	Friday	3:15 pm	SH 55 mp 24.8	1 Driver
Commercial Twp.	03-15-90	Thursday	6:35 pm	CR 708	1 Driver
Vineland City	03-17-90	Saturday	5:14 pm	SH 47	1 Passenger
Vineland City	03-24-90	Saturday	1:15 pm	Brewster Ave.	1 Driver
Vineland City	04-03-90	Tuesday	11:22 am	E. Chestnut St.	1 Driver
Vineland City	04-07-90	Saturday	11:22 pm	Northwest Blvd.	1 Passenger
Vineland City	05-04-90	Friday	11:37 am	S. Main Rd.	1 Passenger
Vineland City	05-20-90	Sunday	6:30 pm	SH 55 mp 36.9	1 Pedestrian
Deerfield Twp.	05-25-90	Friday	11:35 pm	CR 634	1 Pedestrian
Vineland City	07-10-90	Tuesday	7:40 pm	CR 555	1 Driver
Vineland City	07-14-90	Saturday	2:22 pm	Forest Grove Rd.	1 Passenger
Maurice River Twp.	07-21-90	Saturday	5:55 am	CR 616	1 Pedestrian
Upper Deerfield Twp.	07-26-90	Thursday	2:04 pm	CR 687	1 Driver
Vineland City	08-03-90	Friday	8:43 am	Main Rd.	1 Driver
Vineland City	08-08-90	Wednesday	9:15 pm	Main Rd.	1 Driver
Vineland City	08-26-90	Sunday	1:59 am	Main Rd.	1 Passenger
Deerfield Twp.	09-14-90	Friday	6:52 pm	SH 56 mp 4.6	1 Pedestrian
Fairfield Twp.	09-19-90	Wednesday	11:10 pm	CR 670	1 Driver
Hopewell Twp.	09-21-90	Wednesday	4:55 pm	Oak Dr.	1 Pedestrian
Vineland City	10-03-90	Wednesday	10:56 pm	Maple Ave.	1 Driver
Maurice River Twp.	10-05-90	Friday	8:45 pm	SH 47 mp 35.8	1 Driver 1 Passenger
Vineland City	10-06-90	Saturday	12:59 am	S. Main Rd.	1 Passenger
Fairfield Twp.	10-10-90	Wednesday	1:40 pm	SH 49 mp 30.6	1 Driver
Vineland City	10-27-90	Saturday	11:19 pm	SH 47	1 Passenger
Bridgeton City	11-17-90	Saturday	10:48 am	Rosenhayn Ave.	1 Driver
Maurice River Twp.	12-02-90	Sunday	2:27 am	SH 47 mp 35.8	1 Pedestrian
Vineland City	12-04-90	Tuesday	4:41 pm	E. Chestnut Ave.	1 Driver
Bridgeton City	12-04-90	Tuesday	10:50 pm	Buckshutem Rd.	1 Driver
Stow Creek Twp.	12-14-90	Friday	8:58 pm	SH 49 mp 20.5	1 Driver
Downe Twp.	12-19-90	Wednesday	2:56 am	CR 555	1 Driver

## ESSEX COUNTY

Municipality	Date	Day of Week	Time	Roadway - mp	Persons Killed
Newark City	01-01-90	Monday	2:20 am	Central Ave.	1 Driver 1 Passenger
Newark City	01-01-90	Monday	6:30 pm	Ellery Ave.	1 Passenger
Newark City	01-03-90	Tuesday	2:50 am	S. Orange Ave.	1 Pedestrian
Montclair Twp.	01-04-90	Thursday	3:51 pm	Park St.	1 Driver
E. Orange City	01-05-90	Friday	12:00 pm	Sussex Ave.	1 Driver
E. Orange City	01-06-90	Saturday	11:25 pm	William St.	1 Pedestrian
W. Orange Twp.	01-10-90	Wednesday	10:05 am	Pleasant Valley Way	1 Driver
Newark City	01-23-90	Tuesday	9:15 am	Frelinghuysen Ave.	1 Pedestrian
Newark City	01-26-90	Friday	6:45 am	Broad St.	1 Pedestrian
W. Orange Twp.	01-29-90	Monday	6:12 am	I-280	1 Driver
Verona Boro	01-31-90	Wednesday	4:21 pm	Lakeside Ave.	1 Driver
Newark City	02-01-90	Thursday	6:50 pm	SH 21	1 Driver
E. Orange City	02-05-90	Monday	2:39 pm	Halsted St.	1 Driver
Newark City	02-09-90	Friday	8:30 pm	S. 18th St.	1 Pedestrian
Newark City	02-18-90	Sunday	8:37 pm	S. 18th St.	1 Driver 1 Passenger
E. Orange City	02-21-90	Wednesday	10:15 pm	GSP mp 147	1 Driver
*Bloomfield Twp.	02-26-90	Monday	3:24 pm	Broad St.	1 Pedestrian*
Newark City	03-01-90	Thursday	1:55 pm	Ferry St.	1 Pedestrian
E. Orange City	03-03-90	Saturday	3:32 pm	Rhode Island Ave.	1 Pedestrian
Newark City	03-07-90	Wednesday	9:05 am	Bergen St.	1 Driver
Fairfield Boro	03-08-90	Thursday	12:26 pm	Two Bridges Rd.	1 Driver
Bloomfield Twp.	03-22-90	Thursday	2:23 am	Waldo Ave.	1 Driver
Newark City	03-31-90	Saturday	5:12 am	US 1 & 9	1 Driver
Maplewood Twp.	04-03-90	Tuesday	11:59 am	Berkley St.	1 Passenger
Newark City	04-12-90	Thursday	12:10 pm	US 1 & 9	1 Pedestrian
Orange City	04-13-90	Friday	11:55 am	Park Ave.	1 Driver
Newark City	04-13-90	Friday	12:42 am	Springfield Ave.	1 Passenger
Irvington Twp.	04-21-90	Saturday	12:16 am	Chancellor Ave.	1 Passenger
Irvington Twp.	04-23-90	Monday	8:42 pm	May St.	1 Pedestrian
Newark City	04-24-90	Tuesday	11:10 pm	I-78	1 Driver
Newark City	04-28-90	Saturday	12:55 am	NJTP mp 105.5	1 Driver
Newark City	04-28-90	Saturday	6:00 pm	Bergen St.	1 Passenger
Newark City	04-29-90	Sunday	10:00 pm	US 1 & 9 mp 47.3	1 Driver
Newark City	04-30-90	Monday	4:00 pm	Pennsylvania Ave.	1 Driver

**ESSEX COUNTY (cont'd.)**

<b>Municipality</b>	<b>Date</b>	<b>Day of Week</b>	<b>Time</b>	<b>Roadway - mp</b>	<b>Persons Killed</b>
Irvington Twp.	05-03-90	Thursday	10:12 pm	GSP mp 145.7	1 Pedestrian
Cedar Grove Twp.	05-07-90	Monday	5:01 pm	SH 23	1 Driver
Fairfield Boro	05-15-90	Tuesday	1:59 am	Fairfield Rd.	1 Driver
Millburn Twp.	05-18-90	Friday	12:41 pm	Lackawanna Pl.	1 Driver
Irvington Twp.	05-21-90	Monday	3:27 pm	Springfield Ave.	1 Pedestrian
Millburn Twp.	05-26-90	Saturday	3:23 pm	Parsonage Hill Rd.	1 Driver
E. Orange City	06-01-90	Friday	8:00 pm	Prospect St.	Pedalcyclist
Newark City	06-15-90	Friday	12:28 am	14th Ave.	1 Driver
W. Orange Twp.	06-22-90	Friday	2:27 pm	I-280 mp 9	1 Driver
N. Caldwell Twp.	06-23-90	Saturday	3:57 am	E. Greenbrook Rd.	1 Driver
Newark City	06-30-90	Saturday	7:55 am	SH 22 mp 59.38	1 Pedestrian
Livingston Twp.	07-03-90	Tuesday	3:31 pm	S. Livingston Ave.	1 Driver
Fairfield Twp.	07-05-90	Thursday	10:22 am	Hollywood Ave.	1 Driver
Irvington Twp.	07-06-90	Friday	8:17 pm	Fuller Pl.	1 Driver 1 Passenger
Newark City	07-08-90	Sunday	8:00 p.m	Broad St.	1 Pedestrian
Newark City	07-11-90	Wednesday	1:04 am	Bloomfield Ave.	1 Driver 1 Passenger
Newark City	07-11-90	Wednesday	1:38 am	Lombardy St.	1 Passenger
Orange City	07-14-90	Saturday	2:49 pm	I-280 mp 10.4	1 Driver
Newark City	07-23-90	Monday	2:55 am	Broadway	1 Pedestrian
Livingston Twp.	07-31-90	Tuesday	4:29 pm	E. Northfield Rd.	1 Passenger
Millburn Twp.	08-08-90	Wednesday	11:57 pm	JFK Parkway	1 Passenger
W. Orange Twp.	08-10-90	Friday	1:15 pm	Pleasant Valley Way	1 Driver
Irvington Twp.	08-23-90	Thursday	8:27 pm	GSP mp 145.7	1 Pedestrian
Nutley Twp.	08-26-90	Saturday	4:00 am	GSP mp 151.3	1 Passenger
Newark City	09-02-90	Sunday	4:00 am	S. 10th St.	1 Passenger
Newark City	09-09-90	Sunday	10:45 am	Madison Ave.	1 Driver
S. Orange Village Twp.	09-23-90	Sunday	3:35 pm	Irvington Ave.	1 Passenger
S. Orange Village Twp.	09-27-90	Thursday	6:01 pm	S. Orange Ave.	1 Driver
W. Orange Twp.	10-02-90	Tuesday	11:05 am	Eagle Rock Ave.	1 Driver
Newark City	10-04-90	Thursday	8:02 pm	Frelinghysen Ave.	1 Pedestrian
Newark City	10-11-90	Tuesday	12:05 am	Mt. Prospect Ave.	1 Driver
Newark City	10-30-90	Tuesday	2:12 pm	Bergen St.	1 Pedestrian
E. Orange City	11-02-90	Friday	9:35 pm	New Main St.	1 Driver
W. Orange Twp.	11-06-90	Tuesday	8:03 am	Mt. Pleasant Ave.	1 Driver
Belleville Twp.	11-08-90	Thursday	5:13 pm	Division Ave.	1 Pedestrian

**ESSEX COUNTY (cont'd.)**

<b>Municipality</b>	<b>Date</b>	<b>Day of Week</b>	<b>Time</b>	<b>Roadway - mp</b>	<b>Persons Killed</b>
Orange City	11-13-90	Tuesday	12:37 pm	S. Essex Ave.	1 Driver
Newark City	11-14-90	Wednesday	5:05 am	SH 21 mp .14	1 Driver 1 Passenger
Newark City	11-21-90	Wednesday	11:05 pm	S. 12th St.	1 Passenger
Newark City	11-23-90	Friday	5:58 am	14th Ave.	1 Driver
Cedar Grove Twp.	11-28-90	Wednesday	5:15 pm	SH 23	1 Pedestrian
Irvington Twp.	12-01-90	Saturday	6:08 am	Vermont Ave.	1 Pedestrian
Newark City	12-03-90	Monday	1:57 am	S. Orange Ave.	3 Passengers
Nutley Twp.	12-03-90	Monday	6:37 pm	Centre St.	1 Pedestrian
Livingston Twp.	12-04-90	Tuesday	12:46 pm	Shrewsbury Dr.	1 Driver
Orange City	12-06-90	Thursday	8:20 am	Scotland Rd.	1 Pedestrian
Orange City	12-10-90	Monday	6:48 pm	S. Essex St.	1 Pedestrian
W. Orange Twp.	12-15-90	Saturday	9:16 am	Mt. Pleasant Ave.	1 Driver
Irvington Twp.	12-25-90	Tuesday	4:45 am	GSP mp 144.2	1 Driver

**GLOUCESTER COUNTY**

<b>Municipality</b>	<b>Date</b>	<b>Day of Week</b>	<b>Time</b>	<b>Roadway - mp</b>	<b>Persons Killed</b>
Paulsboro Boro	01-07-90	Sunday	12:33 am	Billingsport Rd.	1 Pedestrian
Woodbury Hgts. Boro	01-09-90	Tuesday	5:11 pm	CR 553	1 Driver
Woodbury Hgts. Boro	02-11-90	Sunday	4:47 pm	SH 45	1 Driver
E. Greenwich Twp.	02-14-90	Wednesday	4:00 am	NJTP mp 15	1 Driver 1 Passenger
Deptford Twp.	02-23-90	Friday	6:38 pm	SH 41 mp 1.9	1 Pedestrian
W. Deptford Twp.	03-11-90	Sunday	10:09 pm	I-295 mp 23.3	1 Driver
Deptford Twp.	03-12-90	Monday	9:52 pm	SH 41 mp .5	1 Driver
Clayton Boro	03-23-90	Friday	7:45 pm	CR 610	1 Passenger
Washington Twp.	04-05-90	Thursday	9:07 pm	CR 630	1 Driver
Elk Twp.	04-06-90	Friday	3:30 pm	SH 55 mp 46.5	1 Pedalcyclist
Franklin Twp.	04-10-90	Tuesday	1:53 pm	CR 557	1 Driver
Westville Boro	04-26-90	Thursday	10:20 pm	I-295 mp 25.7	1 Driver
Mantua Twp.	04-28-90	Saturday	3:40 pm	CR 553	1 Driver
E. Greenwich Twp.	05-04-90	Friday	6:30 am	NJTP mp 14.5	1 Passenger
Elk Twp.	05-12-90	Saturday	10:25 am	SH 77 mp 20.6	1 Pedalcyclist
Harrison Twp.	05-29-90	Tuesday	4:22 pm	US 322 mp 11.75	1 Driver 1 Passenger
Franklin Twp.	05-29-90	Tuesday	6:58 pm	US 40 mp 31.5	1 Driver

**GLOUCESTER COUNTY (cont'd.)**

<b>Municipality</b>	<b>Date</b>	<b>Day of Week</b>	<b>Time</b>	<b>Roadway - mp</b>	<b>Persons Killed</b>
Washington Twp.	06-24-90	Sunday	9:06 am	A/C mp 43.7	1 Driver
Monroe Twp.	06-25-90	Monday	3:41 pm	US 322 mp 20.2	1 Pedestrian
Franklin Twp.	07-07-90	Saturday	11:34 pm	SH 47 mp 53.1	1 Driver
Monroe Twp.	07-15-90	Sunday	6:42 am	CR 610	1 Passenger
Washington Twp.	07-22-90	Sunday	10:04 pm	CR 651	1 Pedestrian
Monroe Twp.	07-23-90	Monday	2:14 pm	CR 633	1 Driver
Monroe Twp.	07-31-90	Tuesday	2:26 pm	Winslow Rd.	1 Pedalcyclist
Washington Twp.	08-01-90	Wednesday	8:00 am	Fires Mill Rd.	1 Driver
Logan Twp.	08-05-90	Sunday	12:53 am	CR 653	1 Driver
E. Greenwich Twp.	08-15-90	Wednesday	7:45 am	NJTP mp 17.2	1 Pedestrian
Monroe Twp.	08-17-90	Friday	11:28 pm	CR 610	1 Driver
Harrison Twp.	08-19-90	Sunday	4:41 pm	SH 45 mp 19.05	1 Pedalcyclist
Woodbury City	09-03-90	Monday	1:06 pm	Cooper St.	1 Passenger
Elk Twp.	09-09-90	Sunday	12:42 pm	CR 538	1 Driver
W. Deptford Twp.	09-24-90	Monday	4:38 pm	CR 644	1 Driver
Deptford Twp.	10-02-90	Tuesday	5:32 pm	Carter Ave.	1 Driver
Monroe Twp.	10-10-90	Wednesday	9:00 pm	Clayton Rd.	1 Driver
Franklin Twp.	10-12-90	Friday	11:03 am	US 40 mp 25.65	1 Driver
Deptford Twp.	10-20-90	Saturday	10:25 pm	Bank Bridge Rd.	2 Passengers
Greenwich Twp.	11-05-90	Monday	12:10 pm	Democrat Rd.	1 Driver
Franklin Twp.	11-08-90	Friday	11:35 pm	SH 47 mp 52.3	1 Driver 1 Passenger
Harrison Twp.	11-10-90	Saturday	4:08 am	SH 77 mp 20.75	1 Driver
Franklin Twp.	11-17-90	Saturday	3:40 pm	SH 47 mp 57.7	1 Driver
E. Greenwich Twp.	12-01-90	Saturday	1:35 am	NJTP mp 17	1 Driver 4 Passengers
Logan Twp.	12-21-90	Friday	8:05 pm	US 130 mp 12	1 Driver

**HUDSON COUNTY**

<b>Municipality</b>	<b>Date</b>	<b>Day of Week</b>	<b>Time</b>	<b>Roadway - mp</b>	<b>Persons Killed</b>
Jersey City	01-05-90	Friday	12:25 pm	US 1 & 9	1 Passenger
Kearny Town	02-02-90	Friday	6:05 pm	SH 7	1 Passenger
Jersey City	02-10-90	Saturday	4:11 am	Ocean Ave.	1 Passenger
Jersey City	02-18-90	Friday	6:54 am	SH 7 mp .3	1 Driver
Kearny Town	03-05-90	Monday	5:47 am	US 1 & 9 mp .7	1 Pedestrian
Jersey City	03-19-90	Monday	7:26 pm	Bergen Ave.	1 Pedestrian

### HUDSON COUNTY (cont'd)

Municipality	Date	Day of Week	Time	Roadway - mp	Persons Killed
Jersey City	04-06-90	Friday	9:55 pm	County Rd.	1 Passenger
Kearny Town	04-15-90	Sunday	4:38 am	US 1 & 9	1 Driver
Bayonne City	04-22-90	Sunday	4:23 pm	Kennedy Blvd.	1 Pedestrian
Kearny Town	04-23-90	Monday	6:54 pm	Morgan Pl.	1 Pedalcyclist
Kearny Town	04-30-90	Monday	1:32 pm	SH 7	1 Driver
Bayonne City	05-15-90	Tuesday	11:40 pm	Marine Dr. E.	1 Passenger
Jersey City	05-20-90	Sunday	10:04 pm	Central Ave.	1 Pedestrian
Hoboken City	05-29-90	Tuesday	1:13 pm	Willow Ave.	1 Pedestrian
Jersey City	07-01-90	Sunday	7:13 am	Woodward St.	1 Pedestrian
Kearny Town	07-19-90	Thursday	10:05 pm	SH 7 mp 3.1	2 Drivers
Jersey City	08-23-90	Thursday	9:17 pm	Kennedy Blvd.	1 Pedestrian
Jersey City	08-27-90	Monday	5:05 pm	Newark Ave.	1 Pedestrian
Bayonne City	09-18-90	Tuesday	3:30 pm	Broadway	1 Pedestrian
Kearny Town	09-22-90	Saturday	3:22 pm	Passaic Ave.	1 Driver
Kearny Town	10-05-90	Friday	12:56 pm	Hackensack Ave.	1 Driver
Secaucus Town	10-06-90	Saturday	11:28 pm	SH 3 mp 9	1 Passenger
Jersey City	10-27-90	Saturday	8:52 pm	Garfield Ave.	1 Driver
Jersey City	11-02-90	Friday	6:16 pm	Christ. Columbus Dr.	1 Pedestrian
N. Bergen Twp.	11-07-90	Wednesday	10:30 pm	Tonnelle Ave.	1 Passenger
N. Bergen Twp.	11-10-90	Saturday	9:46 am	Grand Ave.	1 Pedestrian
Jersey City	11-11-90	Sunday	6:42 am	Bergen Ave.	1 Pedestrian
Kearny Town	11-20-90	Tuesday	10:05 pm	Harrison Ave.	1 Driver
Union City	12-21-90	Friday	6:24 am	Summit Ave.	1 Pedestrian

### HUNTERDON COUNTY

Municipality	Date	Day of Week	Time	Roadway - mp	Persons Killed
Lebanon Twp.	01-17-90	Wednesday	7:37 am	CR 513	1 Driver
Alexandria Twp.	01-27-90	Saturday	2:55 am	CR 579	1 Driver
Hampton Boro	04-12-90	Thursday	7:30 am	SH 31 mp 38.9	1 Driver
Franklin Twp.	05-04-90	Friday	2:44 pm	CR 617	1 Passenger
Union Twp.	06-26-90	Tuesday	8:38 pm	SH 173	1 Driver
Kingwood Twp.	08-05-90	Sunday	2:20 pm	SH 12 mp 6	1 Driver
Union Twp.	08-12-90	Sunday	8:50 pm	SH 173 mp 7.9	1 Driver
Union Twp.	08-24-90	Friday	6:15 pm	I-78 mp 12.3	1 Driver 1 Passenger
Bethlehem Twp.	08-28-90	Tuesday	12:40 am	SH 173 mp 5.8	1 Driver



### HUNTERDON COUNTY (cont'd.)

Municipality	Date	Day of Week	Time	Roadway - mp	Persons Killed
Lebanon Twp.	08-29-90	Wednesday	6:03 pm	SH 31 mp 35.4	1 Driver
Union Twp.	09-12-90	Wednesday	6:25 am	I-78 mp 15.2	1 Driver
Clinton Twp.	10-03-90	Wednesday	11:38 pm	I-78	1 Driver
Alexandria Twp.	10-27-90	Saturday	8:45 am	CR 614	1 Driver
Union Twp.	11-17-90	Saturday	2:50 pm	I-78 mp 14.7	1 Passenger
Hampton Boro	12-10-90	Monday	9:00 am	SH 31 mp 38.9	1 Driver
Raritan Twp.	12-31-90	Monday	12:23 am	US 202 mp 11	1 Passenger

### MERCER COUNTY

Municipality	Date	Day of Week	Time	Roadway - mp	Persons Killed
Hamilton Twp.	01-05-90	Friday	7:58 pm	CR 620	1 Pedestrian
W. Windsor Twp.	01-12-90	Friday	5:06 pm	CR 571	1 Passenger
Hamilton Twp.	02-05-90	Monday	5:16 am	CR 533	1 Pedestrian
Trenton City	02-05-90	Monday	4:33 pm	SH 31 mp 1.10	1 Pedestrian
W. Windsor Twp.	03-13-90	Tuesday	2:14 pm	Alexander Rd.	1 Passenger
W. Windsor Twp.	03-30-90	Friday	7:44 am	Village Rd.	1 Driver
Trenton City	04-05-90	Thursday	1:52 am	SH 29 mp 3.65	1 Driver
Hopewell Twp.	05-05-90	Saturday	6:15 am	CR 518	1 Driver
Washington Twp.	05-21-90	Monday	7:23 am	CR 526	1 Driver
Ewing Twp.	06-11-90	Monday	12:04 pm	SH 31 mp 3.84	1 Pedalcyclist
Trenton City	06-21-90	Thursday	2:47 am	US 206 mp 43.60	1 Passenger
Hopewell Twp.	06-30-90	Saturday	2:50 pm	CR 518	1 Driver
Trenton City	07-20-90	Friday	5:22 pm	Stuyvesant Ave.	1 Passenger
Hamilton Twp.	07-28-90	Saturday	6:57 pm	CR 524	1 Driver
Princeton Twp.	07-31-90	Tuesday	7:40 am	SH 27 mp 2.7	1 Driver
Hopewell Twp.	08-28-90	Tuesday	1:23 pm	SH 31 mp 9.35	1 Driver 1 Passenger
Washington Twp.	09-11-90	Tuesday	12:30 am	NJTP mp 61.7	1 Driver
Trenton City	09-15-90	Saturday	12:21 am	Stuyvesant Ave.	1 Pedestrian
Hamilton Twp.	10-23-90	Tuesday	10:10 am	SH 33 mp 2.85	1 Driver
Trenton City	11-01-90	Thursday	6:40 pm	CR 650	1 Pedestrian
Hopewell Twp.	11-03-90	Saturday	1:45 am	I-295 mp 71.5	1 Passenger
Lawrence Twp.	12-02-90	Sunday	9:57 pm	Lawrence Station Rd.	1 Driver
Trenton City	12-05-90	Wednesday	8:20 pm	SH 29 mp 5.3	1 Driver
Hamilton Twp.	12-24-90	Monday	1:42 pm	CR 533	1 Pedestrian

## MIDDLESEX COUNTY

Municipality	Date	Day of Week	Time	Roadway - mp	Persons Killed
*S. Brunswick Twp.	01-05-90	Friday	7:42 am	SH 27 mp 8	1 Driver*
Woodbridge Twp.	01-12-90	Friday	12:36 am	SH 184 mp 75	1 Driver
Edison Twp.	01-27-90	Sunday	10:05 am	US 1 mp 29.5	1 Driver
S. Plainfield Boro	02-05-90	Monday	7:52 am	Durham Ave.	1 Pedalcyclist
Woodbridge Twp.	02-14-90	Wednesday	7:15 am	GSP mp 134.1	1 Passenger
Middlesex Boro	02-14-90	Wednesday	1:18 pm	Mountain Ave.	1 Driver
Monroe Twp.	02-21-90	Wednesday	12:35 pm	CR 614	1 Driver
E. Brunswick Twp.	02-28-90	Wednesday	7:50 pm	SH 18 mp 36.65	1 Pedestrian
Sayreville Boro	03-06-90	Tuesday	6:21 pm	MacArthur Ave.	1 Pedestrian
Old Bridge Twp.	03-08-90	Thursday	1:47 pm	SH 18 mp 31.67	1 Driver
Edison Twp.	04-07-90	Saturday	9:14 am	Stephenville Pkwy.	1 Driver
Piscataway Twp.	04-08-90	Sunday	1:19 am	S. Second St.	1 Driver
Old Bridge Twp.	04-08-90	Sunday	3:19 pm	US 9 mp 126.81	1 Driver
Middlesex Boro	04-16-90	Monday	6:59 am	CR 514	1 Pedalcyclist
Woodbridge Twp.	04-24-90	Tuesday	8:45 pm	US 1 & 9 mp 36.84	1 Pedestrian
Monroe Twp.	04-28-90	Saturday	3:43 pm	Old Texas Rd.	1 Passenger
New Brunswick City	05-03-90	Thursday	5:22 am	SH 18 mp 40.88	1 Pedestrian
N. Brunswick Twp.	05-04-90	Friday	5:24 pm	US 1 mp 22.43	1 Pedalcyclist
Edison Twp.	05-07-90	Monday	8:26 pm	CR 529	1 Pedestrian
S. Brunswick Twp.	05-08-90	Tuesday	2:15 pm	NJTP mp 77.32	1 Pedestrian
Sayreville Boro	05-10-90	Thursday	2:00 am	CR 535	1 Driver
Woodbridge Twp.	05-10-90	Thursday	10:50 am	SH 440 mp 2.6	1 Driver
Woodbridge Twp.	05-15-90	Tuesday	11:10 pm	CR 514	1 Driver
S. Brunswick Twp.	05-24-90	Thursday	6:38 am	CR 535	1 Driver
Woodbridge Twp.	05-30-90	Wednesday	6:04 pm	US 9 mp 133.3	1 Driver 1 Passenger
Sayreville Boro	06-18-90	Monday	6:23 pm	GSP mp 124.60	1 Driver
Woodbridge Twp.	06-27-90	Wednesday	7:50 am	NJTP mp 91.86	1 Driver
E. Brunswick Twp.	06-30-90	Saturday	12:57 pm	CR 535	1 Passenger
Edison Twp.	06-30-90	Saturday	6:56 pm	CR 514	1 Driver
S. Brunswick Twp.	06-30-90	Saturday	8:58 pm	SH 32	1 Driver
N. Brunswick Twp.	07-20-90	Friday	3:39 pm	US 130 mp 79.43	1 Driver
Woodbridge Twp.	07-20-90	Friday	10:34 pm	Industrial Ave.	1 Passenger
New Brunswick City	08-16-90	Thursday	7:08 pm	SH 27 mp 15.83	1 Pedestrian
Woodbridge Twp.	08-17-90	Friday	12:14 am	SH 35 mp 54.58	1 Driver
Monroe Twp.	08-21-90	Tuesday	3:05 pm	CR 615	1 Driver

**MIDDLESEX COUNTY (cont'd.)**

<b>Municipality</b>	<b>Date</b>	<b>Day of Week</b>	<b>Time</b>	<b>Roadway - mp</b>	<b>Persons Killed</b>
Monroe Twp.	08-22-90	Wednesday	6:41 am	Perrineville Rd.	1 Driver
Sayreville Boro	08-30-90	Thursday	11:03 pm	US 9 mp 128.25	1 Pedestrian
S. Brunswick Twp.	09-08-90	Saturday	1:23 am	Dunhams Corner Rd.	1 Driver 1 Passenger
Old Bridge Twp.	09-17-90	Monday	6:01 am	US 9 mp 125.78	1 Driver
S. Brunswick Twp.	09-18-90	Tuesday	4:35 pm	Kinston Ln.	1 Passenger
Plainsboro Twp.	10-01-90	Monday	11:00 am	CR 614	1 Driver
Old Bridge Twp.	10-08-90	Monday	12:52 am	Marlboro Rd.	1 Driver
Edison Twp.	10-23-90	Tuesday	9:50 pm	CR 529	1 Pedestrian
Perth Amboy City	10-29-90	Monday	11:06 pm	SH 35 mp 52	1 Pedestrian
E. Brunswick Twp.	10-30-90	Tuesday	3:36 pm	SH 18 mp 36.63	1 Pedestrian
Old Bridge Twp.	11-02-90	Friday	8:54 am	US 9 mp 124.86	1 Passenger
Perth Amboy City	11-03-90	Saturday	11:00 pm	CR 656	1 Pedestrian
Old Bridge Twp.	11-07-90	Wednesday	8:11 pm	SH 18 mp 34.02	1 Pedestrian
Milltown Boro	11-08-90	Thursday	8:33 pm	CR 606	1 Pedestrian
Edison Twp.	11-09-90	Friday	12:21 am	CR 529	1 Passenger
N. Brunswick Twp.	11-12-90	Monday	2:12 pm	US 130 mp 79.45	1 Driver
Woodbridge Twp.	11-13-90	Tuesday	8:59 am	CR 659	1 Driver
Middlesex Boro	11-30-90	Friday	4:07 pm	SH 28 mp 11.25	1 Pedestrian
Edison Twp.	12-04-90	Tuesday	12:13 am	US 9 mp 134.15	1 Passenger
S. Amboy City	12-14-90	Friday	12:13 am	SH 35 mp 49.07	1 Pedestrian
New Brunswick City	12-18-90	Tuesday	11:50 am	SH 18 mp 43.50	2 Drivers
E. Brunswick Twp.	12-19-90	Wednesday	2:41 pm	Helmetta Blvd.	1 Driver
Piscataway Twp.	12-21-90	Friday	2:41 am	I-287 mp 9.40	1 Driver 1 Passenger
Woodbridge Twp.	12-24-90	Monday	12:38 am	US 1 mp 34.52	1 Passenger
Woodbridge Twp.	12-27-90	Thursday	2:01 am	NJTP mp 94.31	1 Passenger 1 Pedestrian
New Brunswick City	12-30-90	Sunday	9:23 pm	CR 693	2 Passengers

**MONMOUTH COUNTY**

<b>Municipality</b>	<b>Date</b>	<b>Day of Week</b>	<b>Time</b>	<b>Roadway - mp</b>	<b>Persons Killed</b>
W. Long Branch Boro	01-05-90	Friday	8:56 pm	CR 13B	1 Driver 1 Passenger
*W. Long Branch Boro	01-09-90	Tuesday	10:37 am	SH 71	1 Driver*
Middletown Twp.	01-13-90	Saturday	10:55 pm	CR 52	1 Driver
Howell Twp.	01-16-90	Tuesday	8:49 am	SH 9 mp 109.8	1 Driver

**MONMOUTH COUNTY (cont'd.)**

<b>Municipality</b>	<b>Date</b>	<b>Day of Week</b>	<b>Time</b>	<b>Roadway - mp</b>	<b>Persons Killed</b>
Keyport Boro	01-20-90	Saturday	5:43 pm	S. Main St.	1 Passenger
*Rumson Boro	01-26-90	Friday	3:08 pm	Ridge Ave.	1 Driver*
Long Branch City	02-08-90	Wednesday	6:40 am	Bath Ave.	1 Driver
Rumson Boro	02-11-90	Sunday	3:07 am	Bingham Ave.	1 Passenger
Wall Twp.	02-13-90	Tuesday	6:36 am	Hurleys Pond Rd.	1 Pedalcyclist
Millstone Twp.	02-28-90	Wednesday	10:30 pm	CR 524	1 Passenger
Rumson Boro	03-05-90	Monday	3:10 pm	Oakwood Ln.	1 Pedestrian
Ocean Twp.	03-06-90	Tuesday	1:27 pm	Deal Rd.	1 Driver
Freehold Twp.	03-21-90	Wednesday	11:05 am	SH 9 mp 114.2	1 Driver
Wall Twp.	03-26-90	Monday	6:14 pm	CR 18	1 Driver
Aberdeen Twp.	03-30-90	Friday	2:52 am	CR 3	1 Driver 1 Passenger
Millstone Twp.	03-30-90	Friday	5:55 pm	CR 571	1 Driver 1 Passenger
Marlboro Twp.	03-30-90	Friday	9:30 pm	SH 9	1 Driver
Wall Twp.	04-11-90	Wednesday	7:59 am	SH 35	1 Driver
Highlands Boro	04-12-90	Thursday	9:14 pm	SH 36	1 Pedestrian
Millstone Twp.	04-28-90	Saturday	1:20 am	CR 537	1 Driver
Matawan Boro	04-29-90	Sunday	12:57 am	SH 79 mp 11.2	1 Driver
Colts Neck Twp.	05-02-90	Wednesday	7:46 am	SH 34 mp 16.9	1 Driver
Middletown Twp.	05-03-90	Thursday	3:58 pm	SH 35 mp 35.25	1 Pedalcyclist
Howell Twp.	05-21-90	Monday	5:34 pm	Hurley Pond Rd.	1 Driver 1 Passenger
Holmdel Twp.	05-27-90	Sunday	5:36 am	GSP mp 117.2	1 Passenger
Long Branch City	06-01-90	Friday	2:24 pm	SH 36	1 Pedestrian
Wall Twp.	06-04-90	Monday	4:00 am	GSP mp 96.3	1 Passenger
Middletown Twp.	06-20-90	Wednesday	9:08 am	GSP mp 110.5	1 Driver
Long Branch City	06-22-90	Friday	10:51 pm	SH 36	1 Pedestrian
Marlboro Twp.	06-24-90	Sunday	4:17 pm	CR 46	1 Driver
Middletown Twp.	07-02-90	Monday	3:37 pm	CR 516	1 Pedestrian
*Freehold Twp.	07-05-90	Thursday	6:44 pm	SH 9 mp 111.7	1 Pedestrian*
Middletown Twp.	07-15-90	Sunday	7:22 am	GSP mp 112.6	1 Passenger
Middletown Twp.	07-16-90	Monday	2:43 pm	GSP mp 111.4	1 Passenger
Holmdel Twp.	07-26-90	Thursday	11:46 am	GSP mp 117.1	1 Pedestrian
Upper Freehold Twp.	07-28-90	Saturday	10:03 pm	CR 526	1 Driver
Howell Twp.	08-11-90	Saturday	10:27 am	SH 34 mp 10	1 Driver
Long Branch City	08-16-90	Thursday	10:09 pm	CR 57	1 Pedalcyclist

**MONMOUTH COUNTY (cont'd.)**

<b>Municipality</b>	<b>Date</b>	<b>Day of Week</b>	<b>Time</b>	<b>Roadway - mp</b>	<b>Persons Killed</b>
Neptune Twp.	09-01-90	Saturday	7:34 pm	SH 18	1 Driver
Eatontown Boro	09-05-90	Wednesday	8:01 am	SH 35	1 Pedestrian
Asbury Park City	09-16-90	Sunday	7:48 am	2nd Ave.	1 Driver
Millstone Twp.	09-23-90	Sunday	3:44 pm	Indian Path Rd.	1 Driver
Asbury Park City	09-27-90	Thursday	8:36 pm	CR 40A	1 Passenger
Howell Twp.	09-30-90	Sunday	2:08 am	Lanes Mill Rd.	1 Pedestrian
Wall Twp.	10-10-90	Wednesday	5:14 pm	GSP mp 100.7	1 Driver
Manalapan Twp.	10-25-90	Thursday	3:07 pm	CR 527	1 Driver
Manalapan Twp.	10-27-90	Saturday	2:58 am	Union Hill Rd.	1 Driver
Freehold Twp.	10-29-90	Monday	3:53 pm	Schanck Rd.	1 Passenger
Red Bank Boro	11-04-90	Sunday	10:02 pm	CR 34	1 Driver
Middletown Twp.	11-13-90	Tuesday	4:25 pm	CR 516	1 Pedestrian
Middletown Twp.	11-14-90	Wednesday	8:05 pm	SH 36	1 Pedestrian
Ocean Twp.	12-03-90	Monday	3:52 pm	Deal Rd.	1 Driver
Freehold Twp.	12-14-90	Friday	4:53 pm	CR 537	1 Pedestrian
Howell Twp.	12-15-90	Saturday	7:36 am	SH 33 mp 32.1	1 Driver
Long Branch City	12-21-90	Friday	6:22 pm	Ocean Blvd.	1 Pedestrian
Tinton Falls Boro	12-31-90	Monday	10:13 pm	GSP mp 103.4	1 Pedestrian

**MORRIS COUNTY**

<b>Municipality</b>	<b>Date</b>	<b>Day of Week</b>	<b>Time</b>	<b>Roadway - mp</b>	<b>Persons Killed</b>
Florham Park Boro	01-27-90	Saturday	6:55 am	Park Ave.	1 Driver
Denville Twp.	02-11-90	Sunday	12:03 pm	US 46	1 Pedestrian
Pequannock Twp.	02-13-90	Tuesday	10:19 am	SH 23 mp 10	1 Driver
Dover Town	02-21-90	Wednesday	6:15 pm	Lehigh Ave.	1 Pedestrian
Roxbury Twp.	02-22-90	Thursday	7:08 am	US 46 mp 32.1	1 Driver 1 Passenger
Parsippany-Troy Hills Twp.	02-24-90	Saturday	11:30 pm	SH 10	1 Passenger
Mt. Olive Twp.	04-19-90	Thursday	9:18 pm	US 206 mp 92.2	1 Pedestrian
Pequannock Twp.	04-21-90	Saturday	12:24 am	SH 23 mp 11.25	1 Driver
Mt. Olive Twp.	05-01-90	Tuesday	2:33 am	I-80 mp 25.5	1 Driver
Hanover Twp.	05-10-90	Thursday	3:39 pm	Ridgedale Ave.	1 Driver
Roxbury Twp.	05-23-90	Wednesday	10:53 pm	Lincoln Dr.	1 Driver
Denville Twp.	05-26-90	Saturday	12:52 am	Diamond Spring Rd.	1 Driver
E. Hanover Twp.	07-02-90	Monday	5:28 pm	I-280 mp 3	1 Driver
Parsippany-Troy Hills Twp.	07-02-90	Monday	6:04 pm	US 202	1 Driver

**MORRIS COUNTY (cont'd.)**

<b>Municipality</b>	<b>Date</b>	<b>Day of Week</b>	<b>Time</b>	<b>Roadway - mp</b>	<b>Persons Killed</b>
Harding Twp.	07-19-90	Thursday	1:32 pm	CR 646	1 Driver
Mendham Twp.	08-03-90	Friday	2:58 pm	SH 24	1 Driver
Jefferson Twp.	08-05-90	Sunday	10:58 am	Weldon Rd.	1 Driver
Kinnelon Boro	08-12-90	Sunday	3:27 pm	CR 618	1 Driver
Mine Hill Twp.	08-15-90	Wednesday	12:13 pm	Canfield Ave.	1 Driver
Rockaway Twp.	09-07-90	Friday	10:11 pm	Lyonsville Rd.	1 Driver
Jefferson Twp.	09-13-90	Thursday	9:46 pm	Green Pond Rd.	1 Driver
Parsippany-Troy Hills Twp.	09-14-90	Friday	8:30 pm	I-80 mp 44.7	1 Pedestrian
Chatham Twp.	09-19-90	Wednesday	1:57 pm	Lafayette Ave.	1 Passenger
Parsippany-Troy Hills Twp.	09-23-90	Sunday	2:54 pm	US 202	1 Passenger
Roxbury Twp.	09-29-90	Saturday	2:50 pm	I-80 mp 32	1 Pedestrian
Rockaway Twp.	10-14-90	Sunday	6:39 pm	CR 666	1 Driver
Hanover Twp.	10-19-90	Friday	2:07 pm	Parsippany Rd.	1 Driver
Dover Town	10-20-90	Friday	6:04 pm	S. Morris St.	1 Pedestrian
Morris Twp.	11-01-90	Thursday	10:03 am	Sussex Ave.	1 Driver
Mt. Olive Twp.	11-01-90	Thursday	6:34 pm	US 206 mp 90.7	1 Pedestrian
Morris Twp.	11-08-90	Thursday	10:57 pm	CR 623	1 Driver 2 Passengers
Denville Twp.	11-14-90	Wednesday	3:08 pm	Morris Ave.	1 Pedalcyclist
Denville Twp.	12-08-90	Saturday	6:15 pm	I-80 mp 38.4	1 Driver
Morris Twp.	12-29-90	Saturday	9:46 am	Sussex Ave.	1 Driver

**OCEAN COUNTY**

<b>Municipality</b>	<b>Date</b>	<b>Day of Week</b>	<b>Time</b>	<b>Roadway - mp</b>	<b>Persons Killed</b>
Dover Twp.	01-13-90	Saturday	3:18 pm	SH 37 mp 3.5	1 Passenger
Lakewood Twp.	01-29-90	Monday	4:59 pm	CR 637	1 Driver
Pt. Pleasant Beach Boro	02-04-90	Sunday	9:56 pm	SH 35	1 Driver
Brick Twp.	02-16-90	Friday	11:35 pm	CR 631	1 Driver
Brick Twp.	02-24-90	Saturday	9:12 pm	CR 528	1 Passenger
Manchester Twp.	03-09-90	Friday	3:38 pm	SH 70 mp 34.3	1 Driver
Jackson Twp.	03-15-90	Thursday	7:15 am	CR 571	1 Driver
Jackson Twp.	03-24-90	Saturday	1:15 pm	CR 636	1 Passenger
Long Beach Twp.	03-31-90	Saturday	2:04 pm	CR 607	1 Driver
Lakewood Twp.	04-03-90	Tuesday	8:26 pm	SH 9	1 Pedestrian
Dover Twp.	04-07-90	Saturday	3:41 am	SH 9 mp 95.7	1 Passenger
Dover Twp.	04-07-90	Saturday	8:32 pm	SH 166	1 Driver

**OCEAN COUNTY (cont'd.)**

<b>Municipality</b>	<b>Date</b>	<b>Day of Week</b>	<b>Time</b>	<b>Roadway - mp</b>	<b>Persons Killed</b>
Jackson Twp.	04-10-90	Tuesday	6:56 pm	CR 528	1 Driver
Manchester Twp.	04-19-90	Thursday	1:06 pm	Commonwealth Blvd.	1 Driver
Brick Twp.	04-21-90	Saturday	2:34 pm	Piel Ave.	1 Passenger
Dover Twp.	04-25-90	Wednesday	2:58 pm	SH 9	1 Driver
Manchester Twp.	05-02-90	Wednesday	8:53 pm	CR 530	1 Driver
Lacey Twp.	05-09-90	Wednesday	8:48 am	CR 614	1 Pedestrian
Manchester Twp.	05-18-90	Friday	3:55 pm	Manchester Blvd.	1 Driver
Lakewood Twp.	05-21-90	Monday	4:57 pm	CR 526	1 Driver
Manchester Twp.	06-14-90	Thursday	3:31 pm	CR 571	1 Pedestrian
Lakehurst Boro	06-18-90	Monday	4:34 pm	SH 70	1 Driver
Berkeley Twp.	06-19-90	Tuesday	12:46 am	SH 9 mp 85.5	1 Driver
Berkeley Twp.	06-26-90	Tuesday	10:58 am	CR 530	1 Driver
Berkeley Twp.	06-28-90	Thursday	9:41 am	Pinewald-Keswick Rd.	1 Driver
Jackson Twp.	06-29-90	Friday	7:13 am	CR 528	1 Passenger
Barnegat Twp.	06-29-90	Friday	unk	GSP mp 68.2	1 Driver
Beach Haven Boro	07-09-90	Monday	10:52 pm	CR 607	1 Pedestrian
Dover Twp.	07-11-90	Wednesday	11:30 pm	SH 37	1 Pedestrian
Jackson Twp.	07-27-90	Friday	7:46 am	CR 528	1 Driver
Dover Twp.	07-30-90	Monday	1:50 am	SH 37	1 Driver
Brick Twp.	08-01-90	Wednesday	3:34 pm	SH 70	1 Driver
Dover Twp.	08-10-90	Friday	2:26 am	GSP mp 83.6	1 Driver
Dover Twp.	08-13-90	Monday	2:26 pm	CR 549	1 Pedestrian
Long Beach Twp.	08-15-90	Wednesday	7:59 am	CR 607	1 Driver
Dover Twp.	08-21-90	Tuesday	9:12 pm	GSP mp 87.5	1 Pedestrian
Lakehurst Boro	08-23-90	Thursday	6:30 pm	SH 70	1 Passenger
*Jackson Twp.	08-31-90	Friday	4:40 pm	CR 526	1 Driver*
Berkeley Twp.	08-31-90	Friday	11:20 pm	SH 9 mp 86.09	1 Driver
Manchester Twp.	09-09-90	Sunday	3:38 pm	CR 530	1 Passenger
Seaside Park Boro	09-21-90	Friday	7:16 pm	N. E. Central Ave.	1 Pedalcyclist
Manchester Twp.	09-26-90	Wednesday	4:39 pm	SH 70	1 Passenger
Lakewood Twp.	09-27-90	Thursday	9:56 am	SH 9	1 Pedestrian
Lakewood Twp.	10-03-90	Wednesday	10:29 pm	SH 9	1 Passenger
Lacey Twp.	10-12-90	Friday	3:47 pm	Manchester Ave.	1 Driver
Jackson Twp.	10-17-90	Wednesday	7:29 pm	CR 571	1 Pedalcyclist
Brick Twp.	10-31-90	Wednesday	8:23 pm	CR 549	1 Passenger
Dover Twp.	11-01-90	Thursday	5:57 pm	SH 37 mp 10.2	1 Pedestrian

**OCEAN COUNTY (cont'd.)**

<b>Municipality</b>	<b>Date</b>	<b>Day of Week</b>	<b>Time</b>	<b>Roadway - mp</b>	<b>Persons Killed</b>
Dover Twp.	11-10-90	Saturday	10:20 pm	SH 166 mp 2.65	1 Passenger
Dover Twp.	11-22-90	Thursday	2:04 am	CR 527	1 Driver
Manchester Twp.	12-11-90	Tuesday	3:20 am	SH 70 mp 34.2	1 Driver
Brick Twp.	12-13-90	Thursday	8:58 pm	Mandalay Rd.	1 Driver
Manchester Twp.	12-14-90	Friday	11:52 am	CR 571	1 Driver
*Brick Twp.	12-30-90	Sunday	7:05 am	CR 528	1 Pedestrian*
Lakewood Twp.	12-31-90	Monday	2:17 pm	CR 528	1 Passenger

**PASSAIC COUNTY**

<b>Municipality</b>	<b>Date</b>	<b>Day of Week</b>	<b>Time</b>	<b>Roadway - mp</b>	<b>Persons Killed</b>
W. Milford Twp.	01-22-90	Monday	10:43 pm	Macopin Rd.	1 Passenger
Paterson City	02-03-90	Saturday	2:15 am	N. Straight St.	1 Pedestrian
Little Falls Twp.	02-06-90	Tuesday	10:20 pm	SH 23 mp 4.2	1 Pedestrian
Wayne Twp.	02-07-90	Wednesday	10:59 pm	Hamburg Tpk.	1 Driver
Paterson City	02-17-90	Sunday	2:47 pm	Ryle Ave.	1 Driver
Passaic City	02-24-90	Saturday	6:16 pm	SH 21 mp 11.5	1 Pedestrian
Totowa Boro	03-02-90	Friday	8:29 am	Riverview Dr.	1 Pedestrian
Paterson City	03-25-90	Sunday	5:23 pm	Straight St.	1 Driver
Ringwood Boro	04-02-90	Monday	7:23 pm	Skyline Dr.	1 Pedalcyclist
Little Falls Twp.	04-13-90	Friday	3:41 pm	College Ave.	1 Driver
Clifton City	04-15-90	Sunday	6:04 am	SH 3 mp 4.5	1 Driver
Clifton City	04-16-90	Monday	9:32 pm	US 46	1 Driver
Paterson City	04-20-90	Friday	3:10 am	Market St.	1 Pedestrian
Wayne Twp.	04-27-90	Friday	9:13 pm	SH 23	1 Passenger
Totowa Boro	05-01-90	Tuesday	12:15 am	I-80 mp 54.9	1 Passenger
Passaic City	05-05-90	Saturday	6:35 am	Main Ave.	1 Pedestrian
Clifton City	05-07-90	Monday	1:50 pm	Main Ave.	1 Passenger
Paterson City	05-23-90	Wednesday	7:16 am	Broadway	1 Driver
Paterson City	06-09-90	Saturday	10:25 pm	I-80 mp 59.01	1 Pedestrian
W. Milford Boro	07-01-90	Sunday	6:53 pm	E. Shore Rd.	1 Driver
Clifton City	07-05-90	Thursday	10:35 pm	US 46	1 Pedestrian
Clifton City	08-15-90	Wednesday	9:13 pm	Randolph Ave.	1 Driver
Paterson City	08-27-90	Monday	3:19 pm	Sheridan Ave.	1 Pedestrian
Clifton City	09-17-90	Monday	8:53 am	Mount Prospect	1 Driver
Paterson City	09-29-90	Saturday	12:20 am	15th Ave.	2 Passengers



**PASSAIC COUNTY (cont'd.)**

<b>Municipality</b>	<b>Date</b>	<b>Day of Week</b>	<b>Time</b>	<b>Roadway - mp</b>	<b>Persons Killed</b>
Clifton City	10-05-90	Friday	2:24 pm	Paulison Ave.	1 Pedestrian
Clifton City	10-18-90	Thursday	1:09 pm	Valley Rd.	1 Driver
W. Milford Twp.	10-21-90	Sunday	1:15 am	Union Valley Rd.	1 Pedestrian
Paterson City	10-26-90	Friday	10:48 am	Broadway	1 Pedestrian
W. Milford Twp.	11-12-90	Monday	1:34 pm	SH 23	1 Driver
Wayne Twp.	11-16-90	Friday	10:18 pm	Newark-Pompton Tpk.	1 Driver
Paterson City	11-28-90	Wednesday	10:08 pm	Market St.	1 Driver
Clifton City	12-04-90	Tuesday	2:23 am	SH 3	1 Driver
W. Paterson Boro	12-12-90	Wednesday	11:30 pm	I-80 mp 56.8	1 Driver
Clifton City	12-14-90	Friday	5:18 am	SH 3 mp 2	1 Driver
W. Milford Twp.	12-15-90	Saturday	11:25 am	Lakeside Rd.	1 Driver

**SALEM COUNTY**

<b>Municipality</b>	<b>Date</b>	<b>Day of Week</b>	<b>Time</b>	<b>Roadway - mp</b>	<b>Persons Killed</b>
Pilesgrove Twp.	01-04-90	Thursday	8:10 am	US 40 mp 8.2	1 Driver
Upper Pittsgrove Twp.	01-20-90	Saturday	11:14 pm	US 40 mp 14.6	1 Driver
Pittsgrove Twp.	01-21-90	Sunday	9:20 am	CR 540	1 Driver
Pennsville Twp.	01-24-90	Wednesday	8:41 pm	US 130	1 Driver 3 Passengers
Oldmans Twp.	02-02-90	Friday	12:51 pm	NJTP mp 5.9	1 Driver
Pittsgrove Twp.	04-06-90	Friday	9:04 pm	CR 553	1 Driver
Carneys Point Twp.	05-03-90	Thursday	6:00 pm	US 40 mp .47	1 Driver
Pittsgrove Twp.	05-27-90	Sunday	3:50 pm	CR 540	1 Driver 1 Passenger
Upper Pittsgrove Twp.	06-02-90	Saturday	10:16 pm	US 40 mp 23.2	1 Pedestrian
Elsinboro Twp.	06-09-90	Saturday	1:23 am	CR 633	1 Passenger
Pennsville Twp.	06-25-90	Monday	5:45 pm	SH 49 mp 5.6	1 Driver 1 Passenger
Carneys Point Twp.	09-05-90	Wednesday	10:53 pm	US 130	1 Pedestrian
Carneys Point Twp.	10-13-90	Saturday	2:14 am	CR 551	1 Driver
Quinton Twp.	11-04-90	Sunday	1:38 am	SH 49 mp 18.7	1 Driver
Alloway Twp.	11-11-90	Sunday	5:22 pm	CR 672	1 Passenger
Carneys Point Twp.	11-14-90	Wednesday	7:17 pm	Hollywood Ave.	1 Driver
Pilesgrove Twp.	11-28-90	Wednesday	6:11 am	US 40 mp 8.4	1 Driver 1 Passenger
Alloway Twp.	12-07-90	Friday	3:18 pm	CR 672	1 Driver

## SOMERSET COUNTY

Municipality	Date	Day of Week	Time	Roadway - mp	Persons Killed
Franklin Twp.	01-05-90	Friday	7:25 am	CR 518	1 Driver
Montgomery Twp.	01-14-90	Sunday	2:08 am	CR 533	1 Driver
Branchburg Twp.	01-28-90	Sunday	11:32 am	US 202 mp 20.40	1 Passenger
Warren Twp.	02-21-90	Wednesday	2:30 am	I-78 mp 40.1	1 Driver
Bridgewater Twp.	03-07-90	Wednesday	4:57 pm	US 22 mp 35.95	1 Pedestrian
Hillsborough Twp.	03-19-90	Monday	2:28 am	Hillsborough Rd.	1 Driver
Bridgewater Twp.	03-19-90	Monday	3:20 pm	US 22 mp 33.7	1 Driver
Watchung Boro	04-07-90	Saturday	3:56 pm	CR 527	1 Driver 1 Passenger
Raritan Boro	04-20-90	Friday	11:59 am	CR 626	1 Pedestrian
Bernardsville Boro	04-26-90	Thursday	12:10 pm	Whitenack Rd.	1 Driver
Montgomery Twp.	06-05-90	Tuesday	2:39 pm	US 206 mp 59.12	1 Driver
Branchburg Twp.	06-27-90	Wednesday	11:42 pm	US 22 mp 30.07	1 Passenger
Bridgewater Twp.	07-02-90	Monday	5:21 pm	SH 28 mp 5.7	1 Driver
Warren Twp.	07-09-90	Monday	3:38 am	I-78 mp 36.5	1 Driver
Bridgewater Twp.	07-16-90	Monday	2:03 pm	US 22 mp 35.12	1 Driver
Franklin Twp.	07-17-90	Tuesday	4:13 pm	SH 27 mp 6.85	1 Driver
Bernards Twp.	08-14-90	Tuesday	9:12 pm	Gerard Ave.	1 Driver
Warren Twp.	09-09-90	Sunday	4:15 am	I-78 mp 36.5	1 Driver
Franklin Twp.	11-10-90	Saturday	1:48 pm	CR 527	1 Driver

## SUSSEX COUNTY

Municipality	Date	Day of Week	Time	Roadway - mp	Persons Killed
Vernon Twp.	01-04-90	Thursday	1:50 pm	CR 565	1 Driver
Sparta Twp.	01-22-90	Monday	4:20 pm	CR 620	1 Driver
Franklin Boro	04-07-90	Saturday	3:38 pm	Rutherford Ave.	1 Pedestrian
*Lafayette Twp.	05-04-90	Friday	5:10 pm	SH 15 mp 17.5	1 Driver*
Ogdensburg Boro	07-04-90	Wednesday	10:37 pm	Wilson Dr.	1 Driver
Hamburg Boro	08-03-90	Friday	8:26 am	SH 23 mp 35.5	1 Passenger
Hamburg Boro	08-13-90	Monday	8:42 pm	SH 23 mp 35.2	1 Driver 2 Passengers
Frankford Twp.	08-17-90	Friday	4:35 pm	US 206 mp 117.7	1 Pedestrian
Franklin Boro	08-20-90	Monday	11:30 am	Mitchell Ave.	1 Pedestrian
Vernon Twp.	08-26-90	Sunday	12:19 am	CR 644	1 Passenger
Hardyston Twp.	08-26-90	Sunday	1:43 pm	SH 23 mp 29.8	1 Driver
Sandyston Twp.	11-23-90	Friday	4:50 pm	US 206 mp 120.6	1 Driver

**SUSSEX COUNTY (cont'd.)**

<b>Municipality</b>	<b>Date</b>	<b>Day of Week</b>	<b>Time</b>	<b>Roadway - mp</b>	<b>Persons Killed</b>
Wantage Twp.	12-26-90	Wednesday	8:37 pm	SH 23 mp 41.4	1 Driver
Sandyston Twp.	12-28-90	Friday	11:18 am	CR 560	1 Passenger

**UNION COUNTY**

<b>Municipality</b>	<b>Date</b>	<b>Day of Week</b>	<b>Time</b>	<b>Roadway - mp</b>	<b>Persons Killed</b>
Roselle Boro	01-17-90	Wednesday	6:21 pm	E. First Ave.	1 Pedestrian
Springfield Twp.	01-26-90	Friday	12:05 pm	Morris Ave.	1 Passenger
Hillside Twp.	01-28-90	Sunday	2:25 am	SH 22	1 Driver
Union Twp.	02-01-90	Tuesday	7:48 pm	SH 82	1 Pedestrian
Linden City	02-04-90	Sunday	2:18 am	E. Edgar Rd.	1 Driver
Clark Twp.	02-07-90	Wednesday	7:59 pm	Broadway	1 Pedestrian
Plainfield City	02-07-90	Wednesday	10:43 pm	Richmond St.	1 Driver
*Cranford Twp.	02-09-90	Friday	7:26 pm	Lincoln Ave. E.	1 Pedestrian*
Linden City	02-10-90	Saturday	3:51 am	US 1 & 9	1 Driver
Roselle Park Boro	03-01-90	Tuesday	10:27 pm	Galloping Hill Rd.	1 Driver
Union Twp.	03-02-90	Friday	6:50 pm	Morris Ave.	1 Pedestrian
Kennilworth Boro	03-21-90	Wednesday	5:48 pm	Center St.	1 Pedestrian
Cranford Twp.	04-10-90	Tuesday	8:08 pm	Raritan Rd.	1 Driver
Plainfield City	04-15-90	Sunday	6:54 pm	E. Second St.	1 Pedestrian
Mountainside Boro	04-22-90	Sunday	5:51 pm	SH 22	1 Driver
Hillside Twp.	05-05-90	Saturday	7:17 pm	SH 22 mp 56.7	1 Passenger
Rahway City	05-06-90	Sunday	1:22 am	US 1	1 Passenger
Clark Twp.	05-12-90	Saturday	12:43 am	GSP mp 137	1 Driver
Elizabeth City	05-18-90	Friday	1:15 pm	Trumball St.	1 Pedestrian
Union Twp.	05-25-90	Friday	3:50 pm	I-78 mp 52	1 Driver
Plainfield City	06-03-90	Sunday	11:45 pm	W. Third St.	1 Pedestrian
Springfield Twp.	06-06-90	Wednesday	3:53 am	Morris Ave.	1 Driver
Linden City	06-15-90	Friday	3:26 pm	E. Elizabeth Ave.	1 Pedalcyclist
Berkeley Heights Twp.	06-17-90	Sunday	12:34 am	Hamilton Ave.	1 Driver
Linden City	07-01-90	Sunday	4:33 am	NJTP mp 98.1	1 Driver 1 Passenger
Linden City	07-26-90	Tuesday	11:26 am	US 1 & 9	1 Pedestrian
Berkeley Heights Twp.	07-28-90	Saturday	12:43 am	Plainfield Ave.	1 Passenger
Union Twp.	08-03-90	Friday	6:51 pm	I-78 mp 51.2	1 Driver
Linden City	08-07-90	Tuesday	1:15 pm	NJTP mp 98.2	2 Passengers
Roselle Boro	08-24-90	Friday	5:23 am	E. First Ave.	1 Driver

### UNION COUNTY (cont'd.)

Municipality	Date	Day of Week	Time	Roadway - mp	Persons Killed
Elizabeth City	08-29-90	Monday	1:51 pm	US 1 & 9	1 Driver
Clark Twp.	09-17-90	Monday	4:30 am	GSP mp 137.1	1 Pedestrian
Summit City	09-19-90	Wednesday	9:01 pm	Morris Ave.	1 Pedestrian
Linden City	09-20-90	Thursday	10:15 am	NJTP mp 97.7	1 Driver 1 Passenger
Union Twp.	09-21-90	Friday	11:33 am	Rahway Ave.	1 Driver
Kenilworth Boro	09-23-90	Sunday	10:04 pm	GSP mp 140.3	1 Pedestrian
Mountainside Boro	09-29-90	Saturday	2:34 pm	I-78 mp 46.8	1 Driver
Elizabeth City	10-02-90	Tuesday	11:30 am	Trumball St.	1 Driver
Springfield Twp.	10-17-90	Wednesday	4:10 pm	I-78 mp 50.3	2 Drivers
Hillside Twp.	10-22-90	Monday	9:01 am	Winans Ave.	1 Driver
Union Twp.	11-12-90	Monday	6:52 pm	SH 82 mp	1 Pedestrian
Union Twp.	11-16-90	Friday	3:57 pm	US 22 mp 54.5	1 Pedestrian
Hillside Twp.	11-19-90	Monday	6:09 pm	Conant St.	1 Pedestrian
Linden City	12-01-90	Saturday	1:58 am	NJTP mp 98.3	1 Passenger
Plainfield City	12-09-90	Sunday	7:44 pm	W. Third St.	1 Pedestrian
Union Twp.	12-11-90	Tuesday	6:45 pm	US 22 mp 54.8	1 Driver
Union Twp.	12-14-90	Friday	4:00 am	I-78 mp 50.5	1 Pedestrian
Linden City	12-18-90	Tuesday	6:10 pm	St. George Ave.	1 Pedestrian
Clark Twp.	12-26-90	Wednesday	7:03 am	GSP mp 135.7	1 Driver

### WARREN COUNTY

Municipality	Date	Day of Week	Time	Roadway - mp	Persons Killed
Mansfield Twp.	02-08-90	Thursday	7:57 pm	SH 57 mp 12.8	1 Pedestrian
Harmony Twp.	04-28-90	Saturday	7:25 pm	Marble Hill Rd.	1 Passenger
Phillipsburg Town	07-03-90	Tuesday	12:38 am	Heckman St.	1 Passenger
Franklin Twp.	07-16-90	Monday	1:35 pm	CR 632	1 Pedestrian
Franklin Twp.	07-18-90	Wednesday	9:39 pm	Edison Rd.	1 Driver
Independence Twp.	07-24-90	Tuesday	1:00 am	US 46 mp 7.3	1 Driver
Blairstown Twp.	07-31-90	Monday	11:54 am	CR 616	1 Driver
Allamuchy Twp.	08-04-90	Saturday	2:44 am	I-80 mp 20.1	1 Driver
White Twp.	08-24-90	Friday	1:46 pm	CR 519	1 Driver
White Twp.	09-18-90	Tuesday	12:12 pm	CR 519	1 Pedestrian
*Knowlton Twp.	11-13-90	Tuesday	6:00 am	I-80 mp 3.7	1 Driver*
Harmony Twp.	12-01-90	Saturday	3:30 pm	CR 647	1 Driver

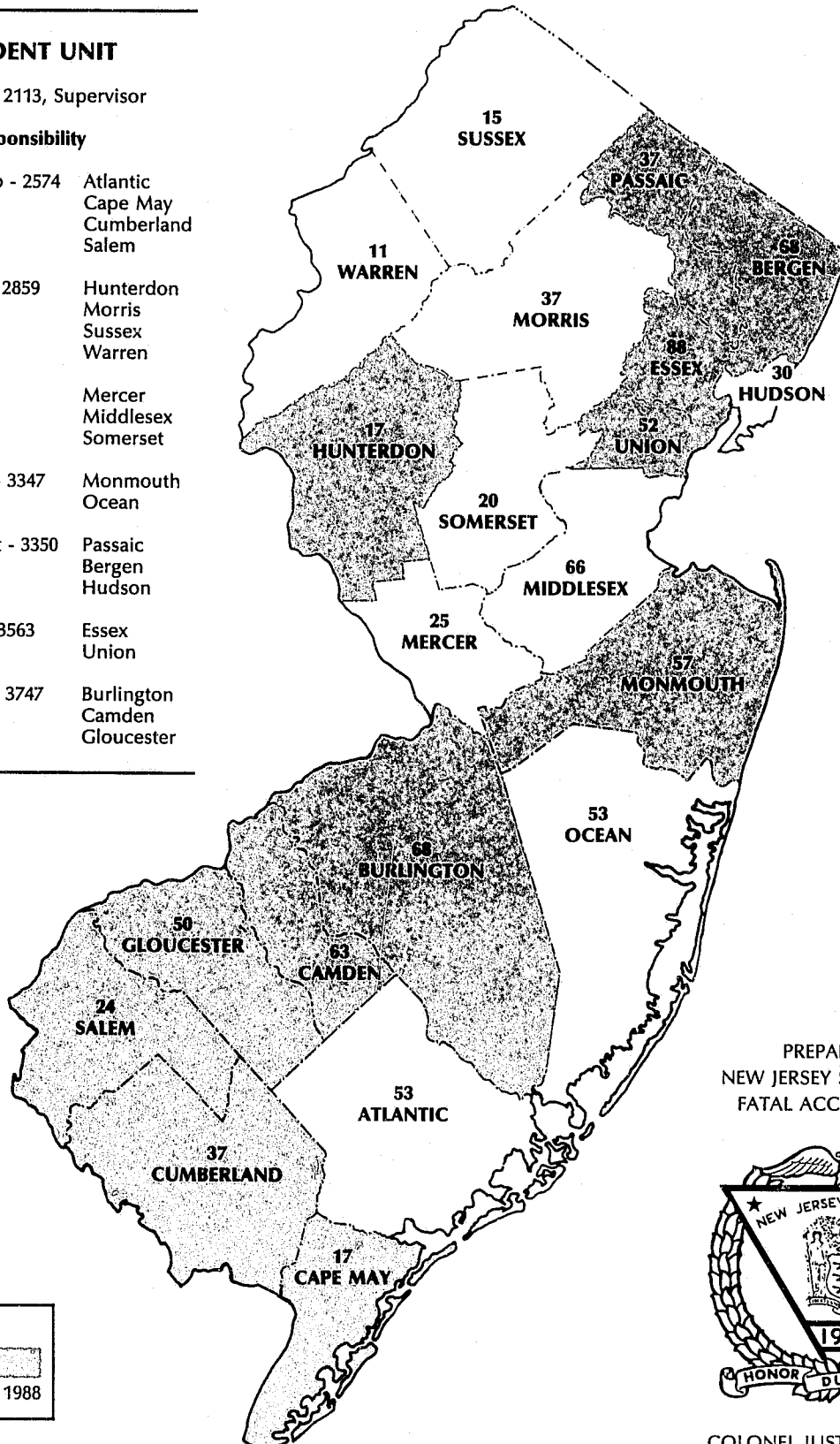
# MAP SHOWS FATALITIES BY COUNTY FOR 1990

## FATAL ACCIDENT UNIT


SFC Michael B. Kassey - 2113, Supervisor

### Areas of Responsibility

Sgt. Joseph P. Lombardo - 2574	Atlantic Cape May Cumberland Salem
Sgt. Robert E. Fechisin - 2859	Hunterdon Morris Sussex Warren
Sgt. Paul J. Krupa - 3317	Mercer Middlesex Somerset
Tpr. I William A. Wade - 3347	Monmouth Ocean
Tpr. I Stephen E. Wolcott - 3350	Passaic Bergen Hudson
Tpr. I Robert F. Parlow - 3563	Essex Union
Tpr. II Scott M. Wishart - 3747	Burlington Camden Gloucester



**LEGEND**

Shaded Areas  Denote Increase from 1988

PREPARED BY  
NEW JERSEY STATE POLICE  
FATAL ACCIDENT UNIT



COLONEL JUSTIN J. DINTINO  
SUPERINTENDENT